Online ISSN : 2249-460X
Print ISSN : 0975-587X
DOI : 10.17406/GJHSS

Global Journal of Human Social Sciences: H

Interdisciplinary



Highlights

- Cases of Terrorist Crimes
- CO_2 Capture for Saving Earth
- Principle of Systemic Vision
- Carbon Capture & Storage-CCS

Discovering Thoughts, Inventing Future

VOLUME 20 ISSUE 2 VERSION 1.0

© 2001-2020 by Global Journal of Human Social Sciences, USA

Volume 20 Issue 7 was originally issued as H2

Global Journal of Human-Social Science: H
Interdisciplinary

Global Journal of Human-Social Science: H
Interdisciplinary

Volume 20 Issue 2 (Ver. 1.0)

Open Association of Research Society

© Global Journal of Human Social Sciences. 2020.

All rights reserved.

This is a special issue published in version 1.0 of "Global Journal of Human Social Sciences." By Global Journals Inc.

All articles are open access articles distributed under "Global Journal of Human Social Sciences"

Reading License, which permits restricted use. Entire contents are copyright by of "Global Journal of Human Social Sciences" unless otherwise noted on specific articles.

No part of this publication may be reproduced or transmitted in any form or by any means, electronic or mechanical, including photocopy, recording, or any information storage and retrieval system, without written permission.

The opinions and statements made in this book are those of the authors concerned. Ultraculture has not verified and neither confirms nor denies any of the foregoing and no warranty or fitness is implied.

Engage with the contents herein at your own risk.

The use of this journal, and the terms and conditions for our providing information, is governed by our Disclaimer, Terms and Conditions and Privacy Policy given on our website http://globaljournals.us/terms-and-condition/menu-id-1463/

By referring / using / reading / any type of association / referencing this journal, this signifies and you acknowledge that you have read them and that you accept and will be bound by the terms thereof.

All information, journals, this journal, activities undertaken, materials, services and our website, terms and conditions, privacy policy, and this journal is subject to change anytime without any prior notice.

Incorporation No.: 0423089
License No.: 42125/022010/1186
Registration No.: 430374
Import-Export Code: 1109007027
Employer Identification Number (EIN):
USA Tax ID: 98-0673427

Global Journals Inc.

*(A Delaware USA Incorporation with "Good Standing"; **Reg. Number: 0423089**)*
Sponsors: Open Association of Research Society
Open Scientific Standards

Publisher's Headquarters office

Global Journals® Headquarters
945th Concord Streets,
Framingham Massachusetts Pin: 01701,
United States of America
USA Toll Free: +001-888-839-7392
USA Toll Free Fax: +001-888-839-7392

Offset Typesetting

Global Journals Incorporated
2nd, Lansdowne, Lansdowne Rd., Croydon-Surrey,
Pin: CR9 2ER, United Kingdom

Packaging & Continental Dispatching

Global Journals Pvt Ltd
E-3130 Sudama Nagar, Near Gopur Square,
Indore, M.P., Pin:452009, India

Find a correspondence nodal officer near you

To find nodal officer of your country, please email us at *local@globaljournals.org*

eContacts

Press Inquiries: *press@globaljournals.org*
Investor Inquiries: *investors@globaljournals.org*
Technical Support: *technology@globaljournals.org*
Media & Releases: *media@globaljournals.org*

Pricing (Excluding Air Parcel Charges):

Yearly Subscription (Personal & Institutional)
250 USD (B/W) & 350 USD (Color)

Editorial Board

Global Journal of Human-Social Science

Dr. Heying Jenny Zhan

B.A., M.A., Ph.D. Sociology, University of Kansas, USA Department of Sociology Georgia State University, United States

Dr. Prasad V Bidarkota

Ph.D., Department of Economics Florida International University United States

Dr. Alis Puteh

Ph.D. (Edu.Policy) UUM Sintok, Kedah, Malaysia M.Ed (Curr. & Inst.) University of Houston, United States

Dr. Bruce Cronin

B.A., M.A., Ph.D. in Political Science, Columbia University Professor, City College of New York, United States

Dr. Hamada Hassanein

Ph.D, MA in Linguistics, BA & Education in English, Department of English, Faculty of Education, Mansoura University, Mansoura, Egypt

Dr. Asuncin Lpez-Varela

BA, MA (Hons), Ph.D. (Hons) Facultad de Filolog?a. Universidad Complutense Madrid 29040 Madrid Spain

Dr. Faisal G. Khamis

Ph.D in Statistics, Faculty of Economics & Administrative Sciences / AL-Zaytoonah University of Jordan, Jordan

Dr. Adrian Armstrong

BSc Geography, LSE, 1970 Ph.D. Geography (Geomorphology) Kings College London 1980 Ordained Priest, Church of England 1988 Taunton, Somerset, United Kingdom

Dr. Gisela Steins

Ph.D. Psychology, University of Bielefeld, Germany Professor, General and Social Psychology, University of Duisburg-Essen, Germany

Dr. Stephen E. Haggerty

Ph.D. Geology & Geophysics, University of London Associate Professor University of Massachusetts, United States

Dr. Helmut Digel

Ph.D. University of Tbingen, Germany Honorary President of German Athletic Federation (DLV), Germany

Dr. Tanyawat Khampa

Ph.d in Candidate (Social Development), MA. in Social Development, BS. in Sociology and Anthropology, Naresuan University, Thailand

Dr. Gomez-Piqueras, Pedro

Ph.D in Sport Sciences, University Castilla La Mancha, Spain

Dr. Mohammed Nasser Al-Suqri

Ph.D., M.S., B.A in Library and Information Management, Sultan Qaboos University, Oman

Dr. Giaime Berti

Ph.D. School of Economics and Management University of Florence, Italy

Dr. Valerie Zawilski

Associate Professor, Ph.D., University of Toronto MA - Ontario Institute for Studies in Education, Canada

Dr. Edward C. Hoang

Ph.D., Department of Economics, University of Colorado United States

Dr. Intakhab Alam Khan

Ph.D. in Doctorate of Philosophy in Education, King Abdul Aziz University, Saudi Arabia

Dr. Kaneko Mamoru

Ph.D., Tokyo Institute of Technology Structural Engineering Faculty of Political Science and Economics, Waseda University, Tokyo, Japan

Dr. Joaquin Linne

Ph. D in Social Sciences, University of Buenos Aires, Argentina

Dr. Hugo Nami

Ph.D.in Anthropological Sciences, Universidad of Buenos Aires, Argentina, University of Buenos Aires, Argentina

Dr. Luisa dall'Acqua

Ph.D. in Sociology (Decisional Risk sector), Master MU2, College Teacher, in Philosophy (Italy), Edu-Research Group, Zrich/Lugano

Dr. Vesna Stankovic Pejnovic

Ph. D. Philosophy Zagreb, Croatia Rusveltova, Skopje Macedonia

Dr. Raymond K. H. Chan

Ph.D., Sociology, University of Essex, UK Associate Professor City University of Hong Kong, China

Dr. Tao Yang

Ohio State University M.S. Kansas State University B.E. Zhejiang University, China

Mr. Rahul Bhanubhai Chauhan

B.com., M.com., MBA, PhD (Pursuing), Assistant Professor, Parul Institute of Business Administration,
Parul University, Baroda, India

Dr. Rita Mano

Ph.D. Rand Corporation and University of California, Los Angeles, USA Dep. of Human Services, University of Haifa Israel

Dr. Cosimo Magazzino

Aggregate Professor, Roma Tre University Rome, 00145, Italy

Dr. S.R. Adlin Asha Johnson

Ph.D, M. Phil., M. A., B. A in English Literature, Bharathiar University, Coimbatore, India

Dr. Thierry Feuillet

Ph.D in Geomorphology, Master's Degree in Geomorphology, University of Nantes, France

Contents of the Issue

i. Copyright Notice
ii. Editorial Board Members
iii. Chief Author and Dean
iv. Contents of the Issue

1. Practice of Application in Cases of Terrorist Crimes, Problems of Law Enforcement. *1-3*
2. Public Consortia for the Treatment of Waste: Analysis from the Principle of Systemic Vision. *5-16*
3. Making use of CO_2 Capture for Saving Earth and Human - A Comparison of "Carbon Capture and Storage-CCS" and "Carbon Capture and Storage Energy-CCSE". *17-20*
4. Men who have Sex with Men: The Male University Students Experience. *21-28*
5. The Historical Process and Dynamic of Rural Coconut Sugar Industry Development in Banyumas, Central Java, Indonesia. *29-37*
6. Death Territories: Visibility of Juvenile Residents of Porto Alegre who were Victims of Homicide in 2015, 2016, 2017 and 2018. *39-61*
7. Conflicts and Resolutions on Religions Differences as means of Acquiring Slaves in the African Gulf of Guinea during the Slave Trade Period: The Case of Nigeria and Cameroon in the Nineteenth and Twentieth Centuries. *63-77*

v. Fellows
vi. Auxiliary Memberships
vii. Preferred Author Guidelines
viii. Index

Volume 20 Issue 7
Originally issued as H2



Global Journal of human-social science: H
Interdisciplinary
Volume 20 Issue 2 Version 1.0 Year 2020
Type: Double Blind Peer Reviewed International Research Journal
Publisher: Global Journals
Online ISSN: 2249-460x & Print ISSN: 0975-587X

Practice of Application in Cases of Terrorist Crimes, Problems of Law Enforcement

By Serebrennikova A.V. & Lebedev M.V

Moscow state University

Annotation- This article provides an analysis of the rules on criminal responsibility for terrorism and hostage-taking, and certain signs of corpus delicti. The problem of qualification of terrorist crimes is relevant today. One of the problems faced by the law enforcer, who qualifies a terrorist act and hostage-taking, is the correct determination of the signs of the composition of these related crimes. In this article, the authors analyze the norms of Art. 205 of the Criminal Code and Art. 206 of the Criminal Code, the basic aspects of the differentiation of norms are disclosed, the practice of law enforcement on the indicated compositions is studied.

Keywords: terrorism, terrorist act, terrorist crimes, hostage taking, subject of crime, qualification problems, law enforcement practice.

GJHSS-H Classification: FOR Code: 160299



Strictly as per the compliance and regulations of:



© 2020. Serebrennikova A.V. & Lebedev M.V. This is a research/review paper, distributed under the terms of the Creative Commons Attribution-Noncommercial 3.0 Unported License http://creativecommons.org/licenses/by-nc/3.0/), permitting all non-commercial use, distribution, and reproduction in any medium, provided the original work is properly cited.

Practice of Application in Cases of Terrorist Crimes, Problems of Law Enforcement

Serebrennikova A.V. [α] & Lebedev M.V. [σ]

Annotation- This article provides an analysis of the rules on criminal responsibility for terrorism and hostage-taking, and certain signs of corpus delicti. The problem of qualification of terrorist crimes is relevant today. One of the problems faced by the law enforcer, who qualifies a terrorist act and hostage-taking, is the correct determination of the signs of the composition of these related crimes. In this article, the authors analyze the norms of Art. 205 of the Criminal Code and Art. 206 of the Criminal Code, the basic aspects of the differentiation of norms are disclosed, the practice of law enforcement on the indicated compositions is studied.

Keywords: terrorism, terrorist act, terrorist crimes, hostage taking, subject of crime, qualification problems, law enforcement practice.

I. Introduction

We illustrate the provisions indicated in the final qualifying work, using the example of judicial practice. The Judicial Collegium for Criminal Cases of the Supreme Court of the Republic of Tatarstan examined the criminal case No. 2-9 / 2015 of 03.19.2015. concluded: *"Fakhrullina G.F. I went into the visitors' office of a notary's office located in: Kazan, ... and she demanded to give her a certificate of inheritance under the law, namely, for an apartment…*

After that Fakhrullina G.F. showed the notary's office employees the belt she had previously put on her, connected by wires with a button, threatening that it was a "martyr" belt stuffed with trotyl, which she would detonate by pressing the button in case of failure to fulfill her requirements ... Following criminal intent Fakhrullina G.F. transferred her claims, written in advance by her own in writing, to the police officers who arrived at the notary's office, told them that she did not want to negotiate with them, release the hostage FULL NAME32 until her requirements were met, insisted on the issue of a certificate of inheritance under the law to her and the provision of funds on accounts of FULL NAME40 in OJSC AIKB ...

To create a public resonance Fakhrullina G.F. also demanded the arrival of the leadership of the Republic of Tatarstan and the leadership of law enforcement agencies in order to influence previous decisions of the authorities regarding her complaints about the actions of the notary of the Kazan notary district FULL NAME23 as an additional condition for the release of the hostage FULL NAME32 "[2].

One of the frequent problems in qualifying a hostage-taking on the basis of a sign of the objective side is that the law enforcement officer does not always pay attention to the necessary elements of the corpus delicti: capture and retention. The mere fact that there is a restriction of freedom, an obstacle to the movement and leaving a person's place of detention indicates a sign of violence. Non-hazardous violence for life and health, the restriction of freedom is interpreted in paragraph 21 of the Resolution of the Plenum of the Supreme Court of December 27, 2002 N 29 "On judicial practice in cases of theft, robbery and burglary" [6, p. 57].

The verdict of the Medvedevsky District Court of the Mari-El Republic in the case of 08.10.2015 established, *"Popov A.A. committed the capture and retention of the juvenile as a hostage, in order to force the state to act as a condition for the release of the hostage, in respect of a known juvenile .... Going to the balcony of the apartment, A. Popov lifted a helpless young child by a T-shirt, speaking the words of the threat that if the police were called, he would kill FULL NAME3 ... in order to coerce the police officers, that is, the state represented by the law enforcement agency - the police, to fulfill his requirements as a condition for the release of the hostage, he put forward the police officers the conditions to arrange a meeting with the police officer he knew - the district police officer. ... arguments of Popov A.A. about his innocence of the alleged crime, that he did not seize and did not hold the juvenile FULL NAME3 as a hostage, did not put forward any demands to the police officers, the court finds vicious, caused by the desire of Popov A.A. to avoid criminal liability for what was done. "[3].*

Another distinction between a terrorist act and hostage-taking is the absence of hostage capture, most of which is a danger to others, i.e. an indefinite circle of persons. Such a danger is inherent in other crimes of a terrorist nature. 205, 211, 278 and 279 of the RF Criminal Code [7].

Another feature of the distinction between a terrorist act and hostage taking is the presence of different goals when committing an act. When committing a terrorist act, the goal is aimed at forcing the authorities to make decisions.

Author α: Doctor of law, Professor of criminal law and criminology, Moscow state University. M. V. Lomonosov Russia, Moscow. e-mail: serebranna@hotmail.com

Author σ: Analyst of Department of National Security, Gubkin Russian State University of Oil and Gas, (National Research University), Russia. Moscow. e-mail: 3g4g@mail.ru

© 2020 Global Journals

In accordance with the materials of the criminal case No. 2-8 / 2015 contained in the sentence of the Supreme Code of the Republic of Dagestan dated 21.04.2015, one can consider the goals of the guilty person in the commission of a terrorist act: *"... committing a terrorist act ..., with the aim of forcing the authorities to make a decision on changing the existing management order and granting state sovereignty to the Republic of Dagestan with a view to further creating on its territory an independent Islamic state operating on a the principles of Sharia. The person # 1 chose, as the means of implementing the crime planned, a high-power explosion in the place of public worship ofadherents of a different direction in Islam to cause death to the maximum number of people and intimidate the population "[4].*

The purpose of Article 206 of the RF Criminal Code is the desire to coerce the state, organization, or citizen to commit certain positive actions, as well as to refrain from committing any actions. So the materials of the criminal case No. 1-2002 / 2017 contained in the Decision of the Sernursky District Court of March 10, 2017, states: *"A.N. Vaseev seized and detained the person as a hostage, ... expressed his demand as a condition for the release of the hostage FULL NAME1, to take action, namely, within five minutes to come to the territory of the LLC ... and bring for A. Vasseev a bottle of vodka, while expressing, in case of non-compliance with his requirements, the threat of killing FULL NAME1 with a kitchen knife "[5].*

The domestic literature describes that a situation is possible when a terrorist act and hostage-taking can become norms competing in qualification. According to V.A. Osipov such a conflict can be resolved if we consider the norms asthe general and the particular: "terrorist activity is a general norm in relation to hostage-taking" [6], and in this case there is a qualification rule when the law enforcer should give priority to a special norm.

The next element of the distinction of Article 205 and 206 of the RF Criminal Code is a note to the articles containing the conditions for exemption from liability. So, in accordance with Article 205 of the RF Criminal Code, a person is exempted from criminal liability at the stage of preparation if it is possible to complete the objective side. Article 206 of the RF Criminal Code contains a similar note, within the meaning of which, the person who committed the crime can be exempted from criminal liability. The difference is a special condition, namely: "voluntarily or at the request of the authorities, he will release the hostage if his actions do not contain a different corpus delicti". Based on the criminal cases examined by us, it can be argued that such crimes often contain other corpus delicti. As other corpus delictis, the legislator understands drug trafficking, intentional harm to the hostage's health, arms trafficking, property damage, and others. In this case, the guilty person has the opportunity to significantly reduce the grave consequences of the crime.

So, according to the Verdict of the Klintsovsky District Court of March 25, 2016 in the case No. 1-7/ 2016, *"by Pugina R.V., in order to compel the KlintsovskyDepartment of the Ministry of Internal Affairs of Russia, as a state authority , to bring him his former wife and juvenile daughter, as a condition for the release of the hostages, but then, at the request of the employees of the KlintsovskyDepartment of the Ministry of Internal Affairs of Russia, independently released the hostages Korzhukhova G.A. and Pugina R.V., in due to it, in accordance with the note to Article 206 of the RF Criminal Code , he is subject to exemption from criminal liability for seizing and holding a person as a hostage, committed in order to coerce the state and the citizen to commit an action as conditions for the release of the hostage, using an item as a weapon, in respect of two persons, provided for in Article 206, Part 2, Clause "d", "g" of the RF Criminal Code .*

The analysis of the norm shows that this provision, as indicated in the note, can only apply to that part of the objective side, which consists in preparing for the commission of a terrorist act, but does not extend its effect to those criminals who express a threat of commission, while when hostage-taking, the note extends its effect to the entire objective side of the crime.

The issues considered in this paper and the conclusions of the authors do not claim to be exhaustive, but represent a sphere for further scientific discussions.

Bibliography

1. Osipov V.A. Hostage taking: criminal law and criminological aspect. Dis. Cand. of Legal Sciences. M., 1999.
2. Sentence of the Judicial Collegium for Criminal Cases of the Supreme Court of the Republic of Tatarstan No. 2-9/2015 of 19.03.2015, http:// sudact.ru/regular/doc/95HwroRqRplT/?page=12&regulardoc_type=1008&regular-court=&regular-date_ from = 01/01/2015 & regular-case_doc = & regular- (date of access to the electronic resource 01/10/2019).
3. Verdict of the Medvedevsky District Court of the Mari-El Republic on the case of 08.10.2015., Http://sudact.ru/regular/doc/r0rgicLUZprH/?page=8 & regulardoc _type = 1008 & regular-court = (date of access to the electronic resource 22.12. 2018).
4. Verdict of the Supreme Court of the Republic of Dagestan No. 2-8 / 2015, dated April 21, 2015, http: //sudact.ru/regular/doc/G9vvFmgxqgl8/? Page = 5 & regulardoc_type = 1008 & regular-court = & regular- (the date of the appeal to electronic to the resource 12/28/2018).

© 2020 Global Journals

5. Decision of the Sernursky District Court No. 1-2/2002/2017 of 03/10/2017, http://sudact.ru/regular/doc/7bjNhUnXnBmV/?page=6&regulardoc_type=1008&regular-court=&regular-date_from=01.01.2015&regular-case_doc = & regular- (date of access to the electronic resource 12/20/2018.).
6. Collection of decisions of the Plenums of the Supreme Courts of the USSR, the RSFSR and the Russian Federation on criminal cases. M., 2015. S. 67.
7. The RF Criminal Code of 13.06.1996 N 63-ФЗ (as amended on 27/12/2018) (as amended and supplemented, entered into force on 08/07/2019).

© 2020 Global Journals

This page is intentionally left blank

© 2020 Global Journals

Global Journal of human-social science: H
Interdisciplinary
Volume 20 Issue 2 Version 1.0 Year 2020
Type: Double Blind Peer Reviewed International Research Journal
Publisher: Global Journals
Online ISSN: 2249-460x & Print ISSN: 0975-587X

Public Consortia for the Treatment of Waste: Analysis from the Principle of Systemic Vision

By Thanabi Bellenzier Calderan, Jane Márcia Mazzarino & Luciana Turatti

Universidade do Vale do Taquari

Abstract- In Brazil, the National Policy on Solid Waste (Law No. 12,305) brought new guidelines for waste management and incorporated into its text principles that were previously only in the doctrine, especially the one that deals with the systemic view, which considers the variables environmental, social, economic, cultural, technological and public health. This article analyzes the advantages and challenges of inter-municipal consortium for the integrated management of domestic solid waste, in the light of the principle of systemic vision, since it presents itself as a possibility of facing the difficulties that present themselves. This is a bibliographical study. It is concluded that public consortia can be a viable and advantageous alternative in the search for joining efforts to solve common problems to meet PNRS requirements since they have advantages in all dimensions related to the principle of systemic vision.

Keywords: domestic solid waste; integrated management; intermunicipal public consortium.

GJHSS-H Classification: FOR Code: 900401



Strictly as per the compliance and regulations of:

© 2020. Thanabi Bellenzier Calderan, Jane Márcia Mazzarino & Luciana Turatti. This is a research/review paper, distributed under the terms of the Creative Commons Attribution-Noncommercial 3.0 Unported License http://creativecommons.org/licenses/by-nc/3.0/), permitting all non-commercial use, distribution, and reproduction in any medium, provided the original work is properly cited.

Public Consortia for the Treatment of Waste: Analysis from the Principle of Systemic Vision

Thanabi Bellenzier Calderan [α], Jane Márcia Mazzarino [σ] & Luciana Turatti [ρ]

Abstract- **In Brazil, the National Policy on Solid Waste (Law No. 12,305) brought new guidelines for waste management and incorporated into its text principles that were previously only in the doctrine, especially the one that deals with the systemic view, which considers the variables environmental, social, economic, cultural, technological and public health. This article analyzes the advantages and challenges of inter-municipal consortium for the integrated management of domestic solid waste, in the light of the principle of systemic vision, since it presents itself as a possibility of facing the difficulties that present themselves. This is a bibliographical study. It is concluded that public consortia can be a viable and advantageous alternative in the search for joining efforts to solve common problems to meet PNRS requirements since they have advantages in all dimensions related to the principle of systemic vision.**

Keywords: domestic solid waste; integrated management; intermunicipal public consortium.

I. Uma Breve Contextualização Normativa

O crescimento desordenado da economia e das cidades, ocorrido em especial a partir da década de 1970, trouxe consigo problemas relacionados à produção e disposição de resíduos sólidos domésticos. O volume de resíduos produzidos tem denotado a escassez de áreas próprias para disposição e a carência de investimentos em tecnologias adequadas ao tratamento dos Resíduos Sólidos Urbanos (RSU). Na perspectiva jurídico-constitucional, o saneamento básico é ao mesmo tempo um dever, um direito e um serviço público essencial, atuando como uma espécie de ponte normativa entre o mínimo existencial social e a proteção ambiental.

Na busca por mecanismos capazes de minimizar os impactos ambientais ocasionados pelo crescimento dos índices de geração de resíduos, o governo brasileiro sancionou em 2010, depois de 20 anos de discussão, a Lei nº 12.305 que institui a Política Nacional de Resíduos Sólidos (PNRS), com metas, objetivos, diretrizes, princípios e instrumentos, além de datas estabelecidas para o seu cumprimento por parte dos municípios, visando prioritariamente: não geração, redução, reutilização, reciclagem, tratamento de resíduos sólidos e disposição final ambientalmente adequada. Dentre as metas encontra-se a proposta de eliminação dos lixões, a implantação da coleta seletiva e a elaboração dos Planos de Gerenciamento de Resíduos Sólidos (PGRS).[1]

Dentre os princípios adotados pela Lei, o que se constitui como os fundamentos de toda política pública, destaca-se o da visão sistêmica, o qual explicita que devem ser consideradas as variáveis ambiental, social, cultural, econômica, tecnológica e de saúde pública na gestão dos resíduos sólidos. Dessa forma, a lei conduz a uma análise global e complexa dos problemas ambientais. Uma das propostas mais importantes da PNRS foi a proibição dos lixões e dos aterros controlados. A Lei determina que todos os municípios devem ter aterros sanitários adequados ambientalmente, onde só poderão ser depositados os resíduos que não possuam mais possibilidade de reaproveitamento ou compostagem.

Também proíbe catar lixo, morar ou criar animais nos locais de disposição final de resíduos, e prevê a necessária inclusão de catadores em cooperativas, de forma a proporcionar melhores condições de trabalho e a sua dignidade. O encerramento de lixões previsto para ocorrer até 2 de agosto de 2014 era parte integrante das metas dos planos estaduais e/ou municipais de resíduos sólidos, que previam desde a distribuição ordenada de rejeitos em aterros (de modo a evitar danos ou riscos à saúde pública e à segurança, minimizando os impactos ambientais adversos) até a coleta seletiva. Estas metas não foram atingidas.

Ainda segundo a Lei, após a desativação, as áreas destinadas a lixões devem ser isoladas e recuperadas ambientalmente. O remanejamento dos trabalhadores vinculados a essas áreas deve ocorrer de forma participativa, utilizando como referência o Programa Pró-Catador (Decreto nº 7.404/2010) e os programas de habitação de interesse social.

Author α: Doutora em Ambiente e Desenvolvimento pela Universidade do Vale do Taquari (Univates). e-mail: thanab5@universo.univates.br
Author σ: Doutora em Ciências da Comunicação pela Universidade do Vale do Rio dos Sinos (Unisinos), professora permanente do Programa de Pós-Graduação Ambiente e Desenvolvimento (PPGAD) da Universidade do Vale do Taquari (Univates).
e-mail: janemazzarino@univates.br
Author ρ: Doutora em Direito pela Universidade de Santa Cruz do Sul (Unisc), professora do Programa de Pós-Graduação Ambiente e Desenvolvimento (PPGAD) e do Programa de Pós-Graduação em Sistemas Ambientais Sustentáveis (PPGSAS) da Universidade do Vale do Taquari (Univates). e-mail: lucianat@univates.br

[1] A Lei previa originalmente o prazo de agosto de 2014 para adoção das referidas medidas.

© 2020 Global Journals

Considerando que os municípios são tidos como responsáveis pela prestação dos serviços previstos na PNRS, aqueles que não se adequassem até o prazo inicialmente previsto estariam sujeitos, entre outras sanções, à multa de R$ 5 mil a R$ 50 milhões (de acordo com os artigos 61 e 62 do Decreto nº 6.514 de 2008, que regulamenta a lei de crimes ambientais). Sabe-se, contudo, que estas penalidades não foram aplicadas, talvez pelo grande número de municípios que não conseguiu atingir tais metas e, também, porque foi solicitada prorrogação do prazo por meio de emenda de lei.

A legislação também prevê, no artigo 55 da PNRS, a obrigatoriedade da elaboração de *Planos de Resíduos Sólidos* (PMGIRS), sendo que, a partir de 2 de agosto de 2012, os estados e municípios que não tivessem seus planos elaborados não poderiam ter acesso a recursos da União ou por ela controlados, para serem utilizados em empreendimentos e serviços relacionados à gestão de resíduos sólidos.

Mesmo diante do avanço normativo, os dados retirados do Panorama dos Resíduos Sólidos (ABRELPE, 2014) relativos à destinação final dos resíduos coletados, revelam que apenas 58,4% do total dos resíduos gerados no país seguiram para aterros sanitários em 2014, praticamente sem alteração em relação ao ano anterior.

Nesse sentido, é importante ressaltar que os 41,6% restantes que correspondem a 29.659.170 toneladas no ano, foram encaminhadas para lixões ou aterros controlados, os quais pouco se diferenciam dos lixões. Ambos não possuem o conjunto de sistemas e medidas necessários para proteção do meio ambiente contra danos e degradações. Em 2014 ainda existiam 1.559 lixões e 1.775 aterros controlados que, segundo a Lei, deveriam ser substituídos por aterro sanitário (ABRELPE, 2014).

Mesmo com uma legislação mais restritiva e diante dos esforços empreendidos em tentar adequar os municípios às novas diretrizes da PNRS, a destinação inadequada de RSU se faz presente em todas as regiões e estados brasileiros. Ao todo 3.344 municípios, 60% do total, ainda fizeram uso, em 2014, de locais impróprios para destinação final dos resíduos coletados (ABRELPE, 2014).

No ano de 2013 pouco mais de 62% dos municípios registraram alguma iniciativa de coleta seletiva, percentual baixo levando em consideração que trata-se de diretriz obrigatória da PNRS. Dos municípios com até 49.999 habitantes (pequeno porte) 60% não têm iniciativa de coleta seletiva, enquanto que dos municípios com população acima de 500.000 habitantes (grande porte) apenas 6% não têm iniciativa de coleta seletiva (ABRELPE, 2013). Fica evidente, desta forma, que os municípios de pequeno porte, são os que mais sofrem para tentar adequar-se às exigências legais, o que pode estar relacionado a dificuldades técnicas e financeiras.

Uma das alternativas que pode contribuir com a superação destas dificuldades encontra-se presente no artigo 241 da Constituição de 1988 que trata dos consórcios, os quais surgem como uma alternativa para a prestação dos serviços públicos de interesse comum (BRASIL, 2005). Tal dispositivo foi, em parte, regulamentado pela Lei nº 11.107/2005.

A formação dos consórcios obedece aos interesses e disponibilidades de uma dada região, comportando diversos modos de atuação e permitindo o seu aprimoramento, inclusão ou não de municípios, pela lógica da proximidade, podendo assumir objetivos diversos.

A Lei dos Consórcios Públicos, Lei nº 11.107/2005, atende à lógica da formação de um Estado Federado, que propõe a cooperação entre seus entes para a realização dos serviços públicos básicos à população e uma possível melhoria na qualidade de vida.

Pressupõem-se que os consórcios públicos podem ser uma alternativa para os municípios unirem esforços na implantação de um local para o gerenciamento dos resíduos sólidos domésticos, onde estrategicamente a triagem dos resíduos também seria facilitada e o tratamento e destinação final ocorreriam de forma adequada, fazendo com que estes cumprissem as diretrizes da PNRS.

Pautado no exposto, o presente artigo objetiva analisar as vantagens e desafios do consorciamento municipal relacionado ao tratamento de resíduos, considerando, para tanto, as orientações advindas do princípio da visão sistêmica, no intuito de fomentar novos arranjos institucionais que permitam que, entes com dificuldades em comum unam-se no propósito de prestar serviços públicos de forma eficiente. Metodologicamente, a pesquisa valeu-se de uma análise bibliográfica.

II. A Visão Sistêmica e a Complexidade Ambiental

A questão ambiental requer uma abordagem sistêmica capaz de considerar sua complexidade. A palavra "sistema" deriva do grego *synhistanai*, que significa colocar junto. O entendimento sistêmico requer uma compreensão dentro de um contexto, de forma a estabelecer a natureza das relações. A principal característica da organização dos organismos vivos é a natureza hierárquica, ou seja, a tendência para formar estruturas multiniveladas de sistemas dentro de sistemas. Cada um dos sistemas forma um todo com relação às suas partes e também é parte de um todo. A existência de diferentes níveis de complexidade com

© 2020 Global Journals

diferentes tipos de leis operando em cada nível forma a concepção de "complexidade organizada" (VASCONCELLOS, 2010)[2].

Considerando-se que o conhecimento humano é complexo, faz-se necessário exercitar uma visão do mundo que supere a crise epistemológica da ciência, do meio ambiente e da sociedade. Isto porque o racionalismo exagerado existente na sociedade e na ciência, devido à fragmentação do conhecimento, é considerado um dos causadores dessa crise, uma vez que deixou de lado a visão do todo ao focar-se em fatos isolados, deixando de compreender a complexidade da realidade. A preocupação cartesiana era uma só: justificar racionalmente o mundo que existe (MACHADO, 2011).

Como consequência, para Machado, o projeto da modernidade separou o homem da natureza. Esta relação de divisão e fragmentação interfere diretamente na forma do homem conceber a si mesmo, a natureza e os demais objetos existentes no mundo. A preocupação cartesiana era uma só: justificar racionalmente o mundo que existe.

Neste sentido, Morin (2011, p. 16) sugere a tomada de consciência das consequências dos paradigmas que mutilam o conhecimento e desfiguram o real. Segundo ele, o pensamento simplificador se baseia no predomínio de dois tipos de operações lógicas, disjunção e redução, ambas brutais e mutiladoras, enquanto que os princípios do pensamento complexo são necessariamente de conjunção e de implicação.

O pensamento complexo absorve o reconhecimento do inacabado, do incompleto, a partir da percepção da inexistência de saberes absolutos e do reconhecimento dos limites da razão (a razão é um construto social). Na teoria da complexidade, todo sistema vivo gera relações complexas, complementares, recorrentes e antagônicas. Assim, Morin considera que as crises são elementos essenciais na constituição do pensamento complexo, pois exigem novas estratégias, novas ações para novas saídas de um sistema, já falido. É um eterno repensar, refletir com e no meio em que o sujeito está inserido, ciente de que não há certezas, nem verdades (MORIN, 2011).

Para Morin, os problemas atuais requerem uma mudança no pensamento, assumindo-se a visão sistêmica que marca o paradigma da complexidade. Constata-se que o contexto no qual a sociedade está inserida consiste num universo menos previsível, mais complexo, dinâmico e pluralista, em dança permanente, sujeito a variações e criatividade (BEHRENS, 2002).

A complexidade do universo pós-moderno apresenta a perda do sentimento de certeza e obriga o homem a encarar a instabilidade de todo o conhecimento, fazendo com que o homem abdique da rigidez das ideias, atitudes e tipos de comportamentos fundamentados no sistema de valores tradicionais. O humanismo manipulador apresentado pela modernidade tende a ser rejeitado, uma vez que o homem que conquistou a natureza pode estar em vias de se auto-destruir, já que não se percebe integrado a ela (MACHADO, 2011).

Neste contexto, se faz necessário pensar o mundo e tudo o que o compõe como um sistema formado por estruturas complexas que se interligam e se ressignificam constantemente. Morin (2011) considera a complexidade como uma realidade que coloca o ser humano diante do paradoxo do uno e do múltiplo e, ao mesmo tempo, como uma forma de organização do pensamento que considera as diferentes influências recebidas, como um sistema interligado (MACHADO, 2011).

O novo paradigma pressupõe uma visão de mundo holística, que o concebe como um todo integrado e não como uma coleção de partes dissociadas. Esta pode ser denominada como uma visão ecológica, se o termo “ecológica” for empregado num sentido muito mais amplo e mais profundo que o usual. A percepção ecológica profunda reconhece a interdependência fundamental de todos os fenômenos e o fato de que, enquanto indivíduos e sociedades, todos se encontram encaixados nos processos cíclicos da natureza e, em última análise, são dependentes desses processos (CAPRA, 1996, p. 25). A compreensão dos fenômenos só ocorrerá por meio de um conhecimento que leve em consideração a complexidade, formada pelos diversos elementos que os compõem (FAVARETTO; PEREIRA, 2014, p. 123). No mesmo sentido converge o princípio da visão sistêmica da PNRS quando contempla a necessidade de observar o problema dos resíduos a partir de diferentes dimensões.

Leff (2012, p. 416-418) afirma que a crise ambiental da contemporaneidade não diz respeito a uma catástrofe ecológica, mas ao efeito do pensamento com o qual foi construído e destruído o presente mundo. Essa instabilidade reflete o colapso civilizatório atual que “ressignifica e reorienta o curso da história e os limites do crescimento econômico e populacional; dos desiquilíbrios ecológicos, das capacidades de sustentação da vida e da gradação entrópica do planeta; da pobreza e da desigualdade social” (LEFF, 2012, p. 416).

[2] A Teoria Geral dos Sistemas também é conhecida por Teoria Sistêmica. Contudo, elas são diferentes, visto que a Teoria Geral dos Sistemas é mais ampla e abarca todas as áreas do conhecimento (Física, Química, entre outras). Já a Teoria Sistêmica está mais voltada para a área da Psicologia. Para fins práticos, elas serão utilizadas como sinônimos, o que não se mostra errôneo, mas faz-se essa ressalva para fins didáticos e de esclarecimento (COSTA, 2010).

© 2020 Global Journals

Com a crise ecológica instalada, as pesquisas na área ambiental se intensificaram, objetivando diminuir os riscos à sustentabilidade do planeta. Essas pesquisas devem considerar o meio em que o homem existe, seus costumes, suas crenças, sua política, suas prioridades, a evolução da sociedade, o seu desenvolvimento e, ao mesmo tempo, a preservação do meio ambiente. Sem isso carecerão de uma visão complexa. Por serem os fenômenos multidimensionais, necessita-se uma análise dos elementos cultural, político, social, econômico, histórico, físico, biológico, cerebral, mental e psicológico (MORIN, 2008, p. 23).

O grande desafio hoje é, portanto, romper com a ideia de um pensamento único e unidimensional, orientado por um "progresso sem limites", que vem reduzindo, sufocando e superexplorando a natureza (LEFF, 2012, p. 9). Especificamente em se tratando de pesquisa na área da gestão dos resíduos sólidos, desafia a pensar a partir das variáveis ambiental, social, cultural, econômica, tecnológica e de saúde pública, a fim de compor uma visão holística e sistêmica, acrescidas das variáveis identificadas pelas autoras a partir de estudos bibliográficos: administrativa e política.

a) A Política Nacional de Resíduos Sólidos e a visão sistêmica

Os danos decorrentes do descarte incorreto dos resíduos aliados à demanda crescente por consumo, tem implicado numa necessária busca por soluções para o dilema de uma sociedade que precisa com urgência conciliar as necessidades globais de consumo, de uma população que em 2050 chegará a 9 bilhões de habitantes, com as possibilidades de destinação correta dos resíduos (MAGRI; DAMIATI, 2012, p. 10).

Neste sentido, a Política Nacional de Resíduos Sólidos regulamentou a destinação final dos resíduos estabelecendo princípios, objetivos, instrumentos e diretrizes para a gestão integrada e o gerenciamento, bem como estabeleceu novos parâmetros para a responsabilidade na destinação dos resíduos por meio do conceito de responsabilidade compartilhada pela indústria, comércio, poder público e consumidores, atores que devem assumir sua parcela de responsabilidade na solução do problema.

Segundo o art. 9º da PNRS devem ser observadas as seguintes prioridades no gerenciamento dos resíduos: não geração, redução, reutilização, reciclagem, tratamento dos resíduos sólidos e disposição final ambientalmente adequada dos rejeitos. A experiência recente de países mais desenvolvidos tem demonstrado que o respeito a esta ordem de prioridades proporciona, para o conjunto dos agentes sociais e econômicos envolvidos, o melhor resultado em relação à eficiência energética exigida no novo marco legal brasileiro para o saneamento, gestão de resíduos e combate às mudanças climáticas (BRASIL, 2011).

Dentre as inovações trazidas pela PNRS está a logística reversa, que determina que fabricantes, importadores, distribuidores e vendedores realizem o recolhimento de embalagens usadas. A logística reversa é conceituada, no artigo 3º, XII, da Lei n. 12.305/2011, como o instrumento de desenvolvimento econômico e social caracterizado por um conjunto de ações, procedimentos e meios destinados a viabilizar a coleta e a restituição dos resíduos sólidos ao setor empresarial, para reaproveitamento, em seu ciclo ou em outros ciclos produtivos, ou outra destinação final ambientalmente adequada.

Trata-se de um dos pontos essenciais da PNRS, pois determina o retorno dos resíduos aos seus geradores, sendo estes responsáveis pelo seu tratamento e reaproveitamento. A responsabilidade pós-consumo é um instrumento muito importante para envolver os agentes econômicos na solução de problemas inerentes aos seus produtos, devendo ser colocada em prática através de medidas como esclarecimentos, fiscalização e aplicação de penalidades (CORTEZ, 2011).

O art. 33 da referida Lei impôs, de forma expressa, a responsabilidade pela estruturação e implementação de sistemas de logística reversa a fabricantes, importadores, distribuidores e comerciantes de agrotóxicos; pilhas e baterias; pneus; óleos lubrificantes, seus resíduos e embalagens; lâmpadas fluorescentes, de vapor de sódio e mercúrio e de luz mista; produtos eletroeletrônicos e seus componentes.

As diretrizes da lei foram estendidas a produtos comercializados em embalagens plásticas, metálicas ou de vidro, e aos demais produtos e embalagens, considerando, prioritariamente, o grau e a extensão do impacto à saúde pública e ao meio ambiente dos resíduos gerados, desde que haja previsão para tanto em regulamento, acordos setoriais ou termos de compromisso firmados entre o poder público e o setor empresarial.

Outra novidade foi a previsão da responsabilidade compartilhada na legislação brasileira, envolvendo sociedade, empresas, prefeituras e governos estaduais e federal na gestão dos resíduos sólidos. A partir desta prerrogativa cabe às pessoas acondicionarem de forma adequada o lixo para o seu recolhimento, fazendo a separação principalmente onde houver a coleta seletiva. A partir da disposição de forma adequada, incumbe aos municípios o serviço de coleta e tratamento dos resíduos sólidos (art. 10 da PNRS).

Os municípios também são os titulares do serviço público de saneamento, conforme a Lei Nacional de Saneamento Básico (Lei nº 11.445/07). Além dessas diretrizes, a PNRS (BRASIL, 2010)

© 2020 Global Journals

estabelece o incentivo às cooperativas de catadores, planos de resíduos sólidos, educação ambiental, inventários, sistema declaratório anual de resíduos sólidos e coleta seletiva.

Segundo a PNRS, a coleta seletiva deverá ser implementada mediante a separação prévia dos resíduos sólidos conforme sua constituição ou composição (úmidos, secos, industriais, da saúde, da construção civil etc.). A implantação do sistema de coleta seletiva é instrumento essencial para se atingir a meta de disposição final ambientalmente adequada dos diversos tipos de rejeitos, devendo ser entendida como um fator estratégico para a consolidação da PNRS em todas as suas áreas de implantação.

No tocante ao serviço público de limpeza urbana e manejo de resíduos sólidos deverá se estabelecer, no mínimo, a separação de resíduos secos e úmidos e, progressivamente, se estender a separação dos resíduos secos em suas parcelas específicas, segundo as metas estabelecidas nos planos de gestão de resíduos sólidos (BRASIL, 2011).

Um outro aspecto relevante na PNRS é o apoio central à inclusão produtiva dos catadores de materiais reutilizáveis e recicláveis, priorizando a formação de cooperativas ou de outras formas de associação de catadores de materiais reutilizáveis e recicláveis, constituídas por pessoas físicas de baixa renda.

Tais pressupostos devem ser incorporados quando da elaboração dos Planos Municipais de Gestão Integrada de Resíduos Sólidos (PMGIRS). O conteúdo mínimo encontra-se no Art. 19 da lei. O Decreto nº 7.404/2010, que a regulamenta, apresenta, no Art. 51, o conteúdo mínimo dos Planos para municípios com população de até 20 mil habitantes, simplificado em 16 itens.

O Plano de Gestão Integrada de Resíduos Sólidos (PMGIRS) pode estar inserido no Plano de Saneamento Básico, integrando-se com os planos de água, esgoto, drenagem urbana e resíduos sólidos, previstos na Lei nº 11.445/2007. Neste caso deve ser respeitado o conteúdo mínimo definido em ambos os documentos legais. Os municípios que optarem por soluções consorciadas intermunicipais para gestão dos resíduos sólidos estarão dispensados da elaboração dos seus Planos Municipais de Gestão Integrada de Resíduos Sólidos. Neste caso, o plano intermunicipal deve observar o conteúdo mínimo previsto no Art. 19 da Lei nº 12.305/2010 (MMA, 2014). Dessa forma, os municípios brasileiros (consorciados ou não) só receberão recursos do governo federal para projetos de limpeza pública e manejo de resíduos sólidos, após aprovação de planos de gestão.

O prazo final para a entrega dos planos municipais, inicialmente proposto era de agosto de 2014. Poucos municípios foram capazes de elaborar seus planos e, como previsto, o Governo Federal brasileiro não prorrogou o prazo para a entrega, tendo como consequência a interrupção no acesso a recursos da União para tais municípios.

Outra diretriz presente na PNRS diz respeito ao incentivo para a formação de associações intermunicipais[3] que permitam a estabilização da gestão dos resíduos, com os municípios compartilhando as tarefas de planejar, regular, fiscalizar e prestar serviços de acordo com tecnologias adequadas à sua realidade regional.

Fica claro assim, que o acesso a recursos da União e aos incentivos ou financiamentos destinados a empreendimentos e serviços relacionados à gestão de resíduos sólidos ou à limpeza urbana e manejo de resíduos sólidos priorizam as soluções conjuntas:

Aos Estados que instituírem microrregiões, para integrar a organização, o planejamento e a execução das ações a cargo de Municípios limítrofes na gestão dos resíduos sólidos; b) Ao Distrito Federal e aos Municípios que optarem por soluções consorciadas intermunicipais para a gestão dos resíduos sólidos, ou que se inserirem de forma voluntária nos planos microrregionais de resíduos sólidos estaduais; c) Aos Consórcios Públicos, constituídos na forma da Lei nº 11.107, de 2005, para realização de objetivos de interesse comum.

Da análise da lei conclui-se que o atendimento ao disposto na PNRS é capaz de proporcionar a diminuição da extração dos recursos naturais, a abertura de novos mercados, a geração de emprego e renda, a inclusão social de catadores, a erradicação do trabalho infanto-juvenil nos lixões, a disposição ambientalmente adequada de resíduos sólidos e a recuperação de áreas degradadas.

Além destes elementos, de ordem econômica, social e ecológica, acerca dos seus fundamentos, é possível afirmar que a PNRS é regida por princípios que, na sua grande parte, são comuns ao Direito Ambiental. Conforme Nunes (2002, p. 39), princípios são direitos inerentes ao próprio homem, pois exercem função relevante dentro do ordenamento jurídico, orientando a interpretação das normas jurídicas, funcionando como regras hierarquicamente superiores às próprias normas positivadas no conjunto das proposições escritas ou mesmo às normas costumeiras.

Para Morato Leite (2008) os princípios são construções teóricas que procuram desenvolver uma base comum nos instrumentos normativos de política ambiental. Servem, ainda, para balizar a atuação do Estado e as exigências da sociedade em relação à tutela do ambiente, dando-lhe um sentido harmônico,

[3] A PNRS estabelece, ainda, a priorização quanto ao acesso aos recursos financeiros da União, beneficiando aqueles municípios que optarem pelas soluções consorciadas (Inciso I, § 1º, art. 18 da PNRS).

© 2020 Global Journals

lógico, racional e coerente. Por serem verdades fundantes possuem um valor jurídico além da norma positivada. De acordo com o artigo 6º são princípios da Política Nacional de Resíduos Sólidos (2010):

I. A prevenção e a precaução;
II. O poluidor-pagador e o protetor-recebedor;
III. *A visão sistêmica, na gestão dos resíduos sólidos, que considere as variáveis ambiental, social, cultural, econômica, tecnológica e de saúde pública;*
IV. O desenvolvimento sustentável;
V. A ecoeficiência, mediante a compatibilização entre o fornecimento, a preços competitivos, de bens e serviços qualificados que satisfaçam as necessidades humanas e tragam qualidade de vida e a redução do impacto ambiental e do consumo de recursos naturais a um nível, no mínimo, equivalente à capacidade de sustentação estimada do planeta;
VI. A cooperação entre as diferentes esferas do poder público, o setor empresarial e demais segmentos da sociedade;
VII. A responsabilidade compartilhada pelo ciclo de vida dos produtos;
VIII. O reconhecimento do resíduo sólido reutilizável e reciclável como um bem econômico e de valor social, gerador de trabalho e renda e promotor de cidadania;
IX. O respeito às diversidades locais e regionais;
X. O direito da sociedade à informação e ao controle social;
XI. A razoabilidade e a proporcionalidade. (grifo nosso).

Conforme o contexto desta lei, a visão sistêmica assume o caráter de princípio e propõe que sejam consideradas "as variáveis ambiental, social, cultural, econômica, tecnológica e de saúde pública na gestão dos resíduos sólidos". A estas acrescentam-se ainda as variáveis administrativa e política por considerá-las indispensáveis a gestão dos resíduos. O entendimento sistêmico é um modo de praticar as metodologias da interdisciplinaridade e da transversalidade, passando a ser verdadeira bússola na formulação e na implementação de todos os planos previstos na lei (MACHADO, 2014).

Na gestão dos resíduos sólidos estas variáveis são analisadas de forma holística, considerando-se, para tanto, o ambiente macro e os fatores citados pelo dispositivo legal de forma conjunta. Portanto, os diferentes princípios da PNRS integram-se em uma visão sistêmica, a qual para ser exequível requer um gerenciamento integrado de resíduos. Isto porque a visão sistêmica ressalta diferentes dimensões que tem paralelo com a gestão integrada de resíduos, a qual é facilitada pela estratégia de criação dos consórcios intermunicipais para o tratamento dos resíduos.

b) As normas que regulamentam os consórcios: a Lei Federal nº 11.107/2005 e o Decreto Federal nº 6.017/07

A Lei nº 11.107, de 6 de abril de 2005, conhecida como Lei dos Consórcios, surgiu com a finalidade de regulamentar o artigo 241[4] da Constituição Federal de 1988 e estabeleceu o "consórcio público" como uma associação pública ou pessoa jurídica de direito privado que pode ser criada pelos entes federados para a realização de objetivos de interesse comum. Da mesma forma introduziu o novo conceito da gestão associada de serviços públicos, através do princípio da cooperação.

O princípio da cooperação traduz a ideia de que os entes federativos podem reunir esforços, buscando a gestão associada de serviços públicos, a maioria deles essenciais, visto que de forma isolada não teriam condições de realizar com eficiência a prestação dos serviços básicos.

A redação do artigo 241 causou grande impacto no direito administrativo brasileiro, pois sanou a lacuna legislativa existente no modelo federativo da época. Significou um grande passo rumo à regulamentação e criação das entidades integrantes da administração indireta, como também representou um grande ganho nas soluções administrativas e financeiras dos municípios.

Antes da aprovação da Emenda Constitucional (EC) nº 19/1998[5], não era possível haver uma autarquia que pudesse pertencer simultaneamente a mais de um ente federado de diferente nível hierárquico. Essa vedação se dava em virtude da ausência de regramento constitucional viabilizador de criação conjunta por diferentes entes federados de personalidade jurídica de direito público interno.

Na atual concepção o consórcio público não faz distinção quanto à espécie dos participantes. Tanto podem participar entes federativos diversos, como por exemplo, a União, os Estados A e B e os Municípios C, D, F, como da mesma esfera, na hipótese de o ajuste ser celebrado apenas entre Estados e Municípios (CARVALHO, 2013).

[4] Art. 241. A União, os Estados, o Distrito Federal e os Municípios disciplinarão por meio de lei os consórcios públicos e os convênios de cooperação entre os entes federados, autorizando a gestão associada de serviços públicos, bem como a transferência total ou parcial de encargos, serviços, pessoal e bens essenciais à continuidade dos serviços transferidos. (Redação dada pela Emenda Constitucional nº 19, de 1998)

[5] A EC 19 modificou o regime e dispos sobre princípios e normas da Administração Pública, servidores e agentes políticos, controle de despesas e finanças públicas e custeio de atividades a cargo do Distrito Federal, e dá outras providências.

© 2020 Global Journals

A Lei dos Consórcios Públicos fixa normas gerais para três novos tipos de contratos administrativos entre entes federativos: "o contrato de constituição de consórcio público; o contrato de rateio das despesas de consórcio público; e o contrato de programa para a prestação de serviços públicos por meio de gestão associada" (PEIXOTO, 2008, p. 15).

O Decreto nº. 6.017/2007, que regulamenta os consórcios públicos, detalha os conteúdos do Protocolo de Intenções, trata da ratificação do contrato de constituição do consórcio da personalidade jurídica, dos estatutos, da gestão, do regime contábil, financeiro e do contrato de rateio (BATISTA et al., 2011b, p. 36).

Além da gestão associada, que inclui o planejamento, a regulação, a fiscalização e/ou a prestação dos serviços, destaca-se também:

I. A prestação de serviços, inclusive de assistência técnica, a execução de obras e o fornecimento de bens à administração direta ou indireta dos entes consorciados;
II. O compartilhamento ou o uso em comum de instrumentos e equipamentos, inclusive de gestão, de manutenção, de informática, de pessoal técnico e de procedimentos de licitação e de admissão de pessoal; (PEIXOTO, 2008, p. 12).

Peixoto (2008, p. 12) afirma que os consórcios públicos poderão ter um ou mais objetivos e os entes consorciados poderão se consorciar em relação a todos ou apenas a uma parcela deles. Com isto, o consórcio pode executar uma gama de atividades e ações que racionaliza e maximiza a aplicação dos recursos públicos, reduzindo os custos dos serviços para os usuários, e também permitindo aos municípios contar com uma estrutura de pessoal tecnicamente mais qualificada, em razão da escala obtida com a gestão associada.

Portanto, o Decreto nº 6.017/2007 abre uma ampla perspectiva para a criação de consórcios em um grande leque de atividades e ações que podem ser desempenhadas para atender demandas dos municípios na área do saneamento básico e, especificamente, para o trato dos resíduos de modo cooperado.

III. Vantagens e Desafios do Consorciamento a Partir da Visão Sistêmica

A PNRS se coloca como um efetivo aporte legal para propor aos gestores municipais novos modelos de gestão compartilhada de resíduos sólidos através de alternativas econômico e tecnicamente viáveis para a destinação dos resíduos, utilizando-se da criação de consórcios intermunicipais, uma vez que esta traz uma série de incentivos à adoção de soluções consorciadas. Segundo o artigo 18, "serão priorizados no acesso aos recursos da União os Municípios que: optarem por soluções consorciadas intermunicipais para a gestão dos resíduos sólidos" (BRASIL, 2010).

Ao contemplar o conteúdo mínimo dos planos municipais de gestão de resíduos, a lei (art. 19) novamente faz menção às soluções consorciadas: identificação das possibilidades de implantação de soluções consorciadas ou compartilhadas com outros Municípios, considerando, nos critérios de economia de escala, a proximidade dos locais estabelecidos e as formas de prevenção dos riscos ambientais (BRASIL, 2010).

O manejo de resíduos sólidos nas cidades tem sido executado, com muito empirismo e improvisações, ou seja, com poucas soluções planejadas. Os administradores municipais veem o problema dos RSU limitando-se apenas à coleta e transporte, esquecendo de analisar a necessidade de gestão integrada e sistêmica. Os governos locais são induzidos a agir de modo simplista por falta de estrutura organizacional adequada e de profissionais capacitados para o gerenciamento (NARUO, 2003, p. 30).

O consórcio público constitui-se em função de necessidades comuns a mais de um ente da federação. Há sempre uma motivação concreta em que a cooperação entre os entes federados é necessária para melhor resolver determinada demanda. Isoladamente um ente federado, seja ele de nível local, estadual ou federal, pode ter dificuldades de assegurar a melhor solução para problemas complexos cuja solução envolve múltiplos esforços, comprometimento de vários atores e articulação permanente entre eles.

Neste contexto, a superação das questões político-partidárias coloca-se como uma das barreiras a ser transposta, pois os consórcios visam soluções eficazes dos problemas comuns, onde o objetivo maior passa a ser a prestação de serviços públicos com qualidade e a promoção do bem-estar da população (DURÃO, 2005).

Ao internalizar a cooperação como um dos seus valores principais, a cultura política local torna o consórcio menos instável nos momentos de transição política e alternância administrativa. Para que essa cultura seja construída, entretanto, é necessária vontade política, apoio e comprometimento dos prefeitos e líderes regionais. Também é importante que o consórcio seja mantido mesmo em conjunturas desfavoráveis, pois, no momento em que tais circunstâncias forem revertidas, o legado institucional deixado já terá se tornado parte do cotidiano regional e sua extinção considerada uma atitude politicamente inviável (CRUZ et al., 2009, p. 302).

A formação de consórcios intermunicipais, em alguns casos, está relacionada às capacidades prévias dos municípios, de seus agentes políticos e dos atores sociais com raízes na localidade de estabelecerem laços e relações de confiança. Além disso, o

© 2020 Global Journals

comportamento dos atores e dos agentes políticos em torno da formação de um consórcio intermunicipal é influenciado por mecanismos causais diversos, como, por exemplo, o grau de confiança preexistente entre os agentes políticos que se articulam em prol deste objetivo e a forma como o empreendedor político propõe, discute e convence os mais diversos atores sociais e políticos nas mais diversas arenas (DIEGUEZ, 2011, p. 301).

Tem-se, assim, que a gestão de resíduos sólidos urbanos através de consórcios públicos traz vantagens e também desafios, os quais foram organizados no presente artigo a partir das diferentes dimensões do princípio da visão sistêmica levando em consideração os elementos apontados por autores que debruçam-se sobre essa questão: Cherubini e Trevas (2013), Moraes (2012), Cavalcante (2011), Durão (2005), Batista (2011), Calderan (2013), Cruz et al. (2002), Oliveira (2009), Dieguez (2011), Ismael (2005).

Além das dimensões do princípio da visão sistêmica como propõe a PNRS, o estudo bibliográfico conduziu à adoção de outras duas pelas autoras: a política e a administrativa. Apontam-se as vantagens e desafios postos pelos autores para a aplicação da visão sistêmica no trato consorciado dos resíduos.

a) Ambiental

Em relação à dimensão ambiental, os autores Calderan (2013), Batista et al. (2011a) e Moraes (2012) apontam como vantagens: ação conjunta na regularização dos aterros; implantação de usina de triagem; venda de produtos recicláveis; auxílio em programas de educação ambiental nos municípios; implantação da coleta seletiva; reaproveitamento energético e compostagem; redução do impacto ambiental (disposição de RSU em um único aterro); economia no processo de captação e tratamento de água para abastecimento das cidades, porque o recurso não estará contaminado pelo chorume emanado dos lixões; economia de recursos naturais, através da reciclagem dos materiais triados.

Já os desafios são manter os projetos em funcionamento e a identificação de um local adequado para implantação do aterro.

b) Social

Quanto à dimensão social, os autores Moraes (2012) e Batista et al. (2011a), Souza (2012) indicam como vantagens: melhora na prestação dos serviços públicos colocados à disposição dos cidadãos; diminuição das desigualdades regionais e da baixa capacidade de arrecadação tributária do município; possibilidade de inclusão de catadores e abertura de vagas de emprego aos empregados de baixa renda, melhoria da qualidade de vida dos catadores que trabalham nos lixões; ampliação no atendimento aos cidadãos e do alcance das políticas públicas por conta da disponibilidade maior de recursos e do apoio dos demais municípios.

Já como desafios referem a inclusão dos catadores em cooperativas.

c) Tecnológica

Moraes (2012, p. 1.174), Calderan (2013) apontam como vantagens tecnológicas: melhoria da capacidade técnica e implantação de usinas de reaproveitamento energético.

Como desafios indicam o alto investimento financeiro e a necessidade de equipes qualificadas.

d) De saúde pública

Tratando da dimensão da saúde pública, Calderan (2013) e Moraes (2012, p. 1.176) referem como vantagens: controle e fiscalização nos aterros, que possibilita o controle de vetores; limitação ao acesso de catadores no aterro com a criação de um consórcio os trabalhadores/catadores, que poderão se organizar em cooperativas, trabalhando em locais salubres e com equipamentos adequados.

Como desafios indicam a qualidade de vida dos trabalhadores no aterro.

e) Política

Os autores Moraes (2012), Batista et al. (2011a), Cruz (2002), Schneider (2005), Amorin (2014), Cherubini e Trevas (2013) percebem como vantagens políticas do consorciamento o fato de que atendem mais direta e adequadamente às demandas locais e regionais; garantem maior cooperação, maior descentralização e mais prestígio para os municípios; permitem alianças em regiões de interesse comum, como bacias hidrográficas ou em espaços regionais e territórios; pode aumentar o poder de diálogo e pressão coletiva dos municípios; podem criar melhores condições de negociação dos municípios junto aos governos estadual e federal, ou junto a entidades da sociedade, empresas ou agências estatais, o que fortalece a autonomia municipal e possibilita a busca de recursos.

Além disso, fortalece os princípios de subsidiariedade e solidariedade que sustentam a arquitetura da Federação Brasileira; aumenta o poder de diálogo, pressão e negociação dos municípios; dá peso político regional para as demandas locais; cria mecanismos eficientes para uma gestão pública menos suscetível a disputas político-partidárias e menor comprometimento da implantação das políticas; resolve problemas regionais sem se limitar às fronteiras administrativas.

Também assegura agilidade na elaboração de diagnósticos e ações de governo, necessárias para enfrentamento dos problemas e prioridades regionais; desloca o centro das decisões sobre políticas públicas para esferas mais próximas das populações assistidas; leva aos governos centrais elementos de realidade, o

© 2020 Global Journals

que ajuda a adequar as políticas públicas; cria canais por onde podem fluir as experiências criativas das localidades; viabiliza as políticas sociais por meio da democratização dos recursos e do poder de decisão sobre elas.

Da mesma forma, dá agilidade à administração municipal, aumentando sua capacidade de realização; permite o intercâmbio de ideias, projetos e experiências; permite que o planejamento das políticas públicas se faça de forma conjunta, com a participação de todos os membros do Consórcio; permite a racionalização de equipamentos, a ampliação de cooperação regional, a flexibilização dos mecanismos de aquisição de equipamentos e de contratação de pessoal, entre outras.

Além disso podem aumentar a transparência dos processos, pois as decisões tomadas pelos consórcios são de âmbito regional e envolvem vários atores, naturalmente elas se tornam mais visíveis, pois exigem um processo de discussão mais aprofundado em cada município e em termos regionais. Com isso, abre-se espaço para o controle social.

Os consórcios ainda podem se constituir como um meio de desenvolvimento microrregional transformando-se em um foro privilegiado para a discussão de dificuldades comuns e para a busca por soluções, atuando como um facilitador principalmente da organização municipal.

Como desafios políticos os autores apontam: existência de interesses comuns entre os municípios; disposição de cooperação por parte dos líderes locais; superação de conflitos político-partidários; proximidade física das sedes municipais; tomada de decisão política em se consorciar; existência de uma identidade intermunicipal; a dificuldade de entendimentos políticos para a implantação da gestão, associada com a consequente formação de consórcios públicos; e, a baixa qualificação dos gestores para a experimentação desse "novo" modelo de gestão.

f) Administrativa

Como vantagens administrativas, os autores Moraes (2012), Cavalcante (2011), Durão (2005), Batista et al. (2011a), Cherubini e Trevas (2013) indicam: agilidade na execução de projetos, o que barateia custos; descentralização de recursos técnicos e financeiros; possibilidade de ganhos de escala; racionalização e otimização na aplicação dos recursos públicos; maior flexibilidade em relação à administração direta; contrato de programa pertinente ou termo de parceria, respeitando-se os critérios e disposições da legislação federal aplicável; e, licitação de serviços e obras públicas visando a implementação de políticas de interesse comum dos entes consorciados.

Da mesma forma os consórcios facilitam a realização de convênios, contratos e acordos para o recebimento de auxílio, contribuição ou subvenção; a celebração de concessões, permissões e autorizações de serviços públicos; o gozo de maior flexibilidade no poder de compra, na remuneração de pessoal e de pagamento de incentivos; a contratação pela administração, direta ou indireta, sem necessidade de licitação; a ajuda as prefeituras menores, que assim podem receber apoio das prefeituras que dispõem de melhor infraestrutura; e, ainda, ajuda o município a superar sua incapacidade de investimento público; permite a realização de ações inacessíveis a um único município; viabiliza obras de grande porte e serviços de alto custo, que não são acessíveis à maioria das localidades; promove a constituição de aparatos institucionais competentes, com capacidade técnica e de recursos, para elaboração e financiamento de projetos e melhora a capacidade gerencial e financeira de grupos de municípios.

Como desafios evidencia-se a distância geográfica entre os consorciados e a sede; conflitos de ideias e interesses, assim como a cooperação na solução de problemas, desprovido de interesses pessoais.

g) Cultural

Os autores Calderan (2014), Durão (2005), Batista et al. (2011a), Cherubini e Trevas (2013) afirmam que as vantagens culturais atravessam aquelas já elencadas e constituem-se na mudança de paradigma na questão do trato com resíduos.

Já como desafios apontam a mudança do pensamento dos gestores quanto à importância do manejo adequado dos resíduos e a conscientização da população em relação a coleta seletiva e não geração de resíduos.

h) Econômica

Os autores Calderan (2014), Durão (2005), Batista et al. (2011a), Cherubini e Trevas (2013) indicam como vantagens relativas à dimensão econômica: a prestação de contas facilitada; a economia de recursos; a redução de gastos e de serviços comuns com maior eficácia e cobertura, bem como programação orçamentária; a valorização dos poucos recursos de que dispõe cada Município; a criação de novos fluxos de recursos para o município, e a diminuição da dependência das transferências do Fundo de Participação Municipal.

Como desafios os autores sustentam a dificuldade na autossustentabilidade desse sistema.

IV. Considerações Finais

O estudo evidenciou que a Política Nacional dos Resíduos Sólidos avança no que tange ao gerenciamento dos resíduos ao incorporar uma visão sistêmica, mesmo que na realidade dos municípios brasileiros ainda imperem contradições e deficiências. Neste sentido, surgiu a necessidade de organizar os

© 2020 Global Journals

apontamentos dos diversos autores que debruçam-se sobre este tema tão desafiador à sociedade contemporânea, levantando-se o que apontam como vantagens e desafios do consorciamento entre municípios para a realização de uma gestão integrada, proposta amparada em lei específica.

Se a visão sistêmica foi contemplada na legislação brasileira, é porque o final do século XX foi marcado por mudanças na ciência que se propuseram a um rompimento com o passado e à instalação de um período caracterizado pela busca do conhecimento, pela auto realização, num mundo concebido em termos de conexões, inter-relações, teias, movimentos, mudanças e transformações.

O paradigma da complexidade, permeado por uma visão de mundo sistêmica, propõe uma abordagem transdisciplinar e a integração das disciplinas, permitindo a interconexão dos conteúdos, no sentido de auxiliar na compreensão da realidade e dos fenômenos. Portanto, o que se propõe é uma aproximação dos objetos de estudo a partir de um olhar sobre suas múltiplas dimensões.

Por meio da visão sistêmica, a aprovação da PNRS (Lei n° 12.305/2010) estabeleceu o papel do Estado na direção de um desenvolvimento socialmente justo e ambientalmente sustentável, cobrando do poder público, em especial dos municípios, uma postura mais rigorosa em relação aos resíduos.

A Lei estabeleceu a eliminação de todos os vazadouros a céu aberto existentes no país. Com esse instrumento regulatório, a União, os estados e os municípios passaram a dispor de um indutor de ações que, estima-se, deve vir a possibilitar que qualquer rejeito deixe de ser depositado inadequadamente. Caracterizam parte do rol de diretrizes da PNRS, além da implantação da coleta seletiva, ações como a elaboração de estudos para regionalização, a implantação de planos estaduais de gestão integrada de resíduos sólidos, o apoio e incentivo à formação de consórcios públicos, a formulação de planos intermunicipais e/ou municipais de gestão integrada de resíduos sólidos e o estímulo para formação de cooperativas atuantes no setor de triagem e reciclagem. Em relação à gestão compartilhada e à regulação de estímulo para a formação de consórcios intermunicipais, a premissa é de que a pequena capacidade gerencial e o baixo volume orçamentário dos municípios, especialmente os de menor porte, inviabilizam ações efetivas de limpeza urbana e destinação final dos resíduos de modo tecnicamente e socialmente adequados (FLORENCE; SILVA, 2014, p. 915).

Com efeito, a visão sistêmica, em uma ótica princípio lógica, deve conduzir a uma análise global dos diversos fatores envolvidos em todo o gerenciamento dos resíduos sólidos. Assim, surge como premissa que o princípio sistêmico abarca os demais como uma direção fundante para a formulação e para a estruturação de todos os planos previstos na legislação. A Política Nacional de Resíduos Sólidos reveste-se, assim, de um aspecto hermenêutico, apontando para o diálogo, em razão da complexidade do tema, tal como das consequências de seus mecanismos, evolvendo os mais diversos setores e âmbitos, além de uma gama de variáveis.

Com a promulgação da Constituição Federal em 05 de outubro de 1988, os municípios, na condição de entes federativos assumiram responsabilidades, antes pertencentes aos Estados e a União. Dessa forma, criou-se a disparidade entre competências e arrecadação, pois o atual modelo de retorno redistributivo dos recursos arrecadados apresenta-se desigual, havendo uma concentração dos recursos financeiros junto ao Governo Federal e recaindo, por outro lado, os encargos da execução sobre os Estados e Municípios.

Nesse contexto, os municípios passaram a ter dificuldades para cumprir suas atribuições legais, o que dificulta a prestação dos serviços públicos, gerando a responsabilização aos gestores municipais, pois são eles os responsáveis diretos pelo gerenciamento da coleta e tratamento do lixo. O consorciamento mostra-se viável porque a maioria dos serviços públicos é de interesse comum dos municípios próximos, principalmente na questão da coleta e tratamento do lixo doméstico que envolve toda a municipalidade. Além dos interesses comuns, os desafios de cumprir a lei também os aproxima.

Com o marco regulatório dos consórcios, Lei nº 11.107/2005, todos os entes federados passaram a ter uma alternativa para a prestação dos serviços públicos de interesse comum. Portanto, o consórcio se coloca como uma forma de cooperação entre os entes federativos para que estes possam prestar os serviços públicos com qualidade e ao mesmo tempo em que atendem a obrigação legal sem precisarem dispor de outras formas de administração como a concessão ou a terceirização desses serviços.

Das dimensões analisadas, destaca-se como aquela que tem mais elementos vantajosos a dimensão política. Apesar de todas as vantagens citadas, alguns desafios relevantes estão incluídos, podendo inviabilizar os consórcios. É o caso da dificuldade de entendimento político para a sua implantação, que é permeado por questões partidárias.

Fica evidente ao final do estudo que os consórcios públicos podem constituir-se de uma alternativa viável e vantajosa na busca pela união de esforços para solucionar problemas comuns para o atendimento das exigências da PNRS. Aponta-se, ainda, de modo conclusivo, que os consórcios públicos apresentam vantagens em todas as dimensões do princípio da visão sistêmica. Por outro lado, muitos são os desafios a serem enfrentados.

© 2020 Global Journals

References Références Referencias

1. *ABRELPE, Panorama dos Resíduos Sólidos no Brasil.* (2013). (11a ed). São Paulo: Associação Brasileira de Empresas de Limpeza Pública e Resíduos Especiais. Recuperado de http://www.abrelpe.org.br/Panorama/panorama2013.pdf
2. Ayala, P. de A., & Leite, J. R. M. (2004). *Direito ambiental na sociedade do risco*. (2a ed) Rio de Janeiro: Forense Universitária.
3. Batista, S., Vecchia R., Pereira, M. P., Augusti, M. T., Hernandes, J. S., Bachiega, C. A., Sanches, M. M. (2011). *Guia de consórcios públicos: O papel dos prefeitos e das prefeitas na criação e na gestão de consórcios públicos*. Brasília: Caixa Econômica Federal.
4. Behrens, M. A. (2006). *Paradigma da complexidade: metodologia de projetos, contratos didáticos e portfólios*. Petrópolis, RJ: Vozes.
5. *Constituição da República Federativa do Brasil de 1988*. Recuperado de http://www.planalto.gov.br/ccivil_03/constituicao/constituicao.htm
6. *Lei n. 11.107, de 06 de abril de 2005*. Dispõe sobre normas gerais de contratação de consórcios públicos e dá outras providências. Recuperado de http://www.planalto.gov.br/ccivil_03/_ato2004-2006/2005/Lei/L11107.htm
7. *Lei n. 12.305, de 02 de agosto de 2010*. Insitui a Política Nacional de resíduos Sólidos. Recuperado de http://www.planalto.gov.br/ccivil_03/_ato2007-2010/2010/lei/ l12305.htm
8. Calderan, T. B. (2013). *Consórcio público Intermunicipal de Gerenciamento de Resíduos Sólidos Domésticos: um estudo de caso* (Dissertação em mestrado). Centro Universitário Univates, Lajeado, RS, Brasil.
9. Capra, F. (1996). *A teia da vida: uma nova compreensão científica dos sistemas vivos.* (5a ed). São Paulo: Cultrix.
10. Carvalho, J. dos S. F. (2013). *Consórcios Públicos: Lei Nº 11.107, de 06/04/2005 e Decreto Nº 6.017, de 17/01/2007*. (2a ed). São Paulo: Atlas.
11. Cavalcante, R. (2011). *Manual de consórcios públicos*. Fortaleza, CE: Secretaria do Planejamento e Gestão do Estado do Ceará.
12. Cortez, A. T. C. (2011). Embalagens: o que fazer com elas? *Revista Geográfica da América Central, 2*(47), 1-15. Recuperado de https://www.revistas.una.ac.cr/index.php/geografica/article/view/2568
13. Cruz, M. do C. M. T., Leite, C. C., Araújo, F. F. de, Silva, I. G. da, & Silva, V. M. da. (2009, maio). Consórcios Intermunicipais de Desenvolvimento: Mudando para Sobreviver. *Anais do II Congresso CONSAD de Gestão Pública*, Brasília, DF, Brasil, 2. Recuperado de http://www.escoladegoverno.pr.gov.br/arquivos/File/Material_%20CONSAD/paineis_II_congresso_consad/painel_36/consorcios_intermunicipais_de_desenvolvimento.pdf
14. Dieguez, R. C. (2011). Consórcios Intermunicipais em foco: debate conceitual e construção de quadro metodológico para análise política e institucional. *Revista Cadernos do Desenvolvimento, 6*(9), 291-319. Recuperado de http://www.cadernosdodesenvolvimento.org.br/ojs-2.4.8/index.php/cdes/article/view/231
15. Durão, P. (2005). *Convênios & consórcios adminsitrativos*. (2a ed). Curitiba: Juruá.
16. Favaretto, M. P., Pereira, R. (2014, abril/maio). Aplicação da teoria da complexidade na pesquisa das normas de direito ambiental na sociedade de risco. *Anais do Direito Ambiental III: XXIII Encontro Nacional do CONPEDI*, Florianópolis, SC, Brasil, 13. Recuperado de http://www.publicadireito.com.br/artigos/?cod=f861aa27e08 ead51
17. Florence, H., & Silva, E. M. da. (2014). Institucionalização da Política Nacional de Resíduos Sólidos: dilemas e constrangimentos na Região Metropolitana de Aracaju (SE). *Revista de Administração Pública*, *48*(4), 913-937. Recuperado de http://www.scielo.br/pdf/rap/v48n4/a06v48n4.pdf
18. Fonseca, F. (2013). Consórcios públicos: Possibilidades e desafios. In M. Cherubine, & V. Trevas. (Orgs.), *Consórcios públicos e as agendas do Estado brasileiro* (pp. 29-40). São Paulo: Editora Fundação Perseu Abramo.
19. Ismael, R. (2005). *Nordeste: a força da diferença: os impasses e desafios na cooperação regional*. Recife: Fundação Joaquim Nabuco.
20. Leff, H. (2012). *Saber Ambiental: sustentabilidade, racionalidade, complexidade, poder*. (9a ed). Rio de Janeiro: Vozes.
21. Machado, S. C. (2011). *A teoria da complexidade de Edgar Morin e suas Contribuições para a epistemologia da educação* (Trabalho de conclusão de curso). Centro de Teologia e Ciências Humanas, Pontifícia Universidade Católica do Paraná – PUC, Curitiba, PR, Brasil.
22. Magri, C., & Damiati, D. (2012). *Política Nacional de Resíduos Sólidos: Desafios e Oportunidades para as Empresas*. São Paulo: Designing.
23. Moraes, J. L. de. (2012). Os consórcios públicos e a gestão integrada de resíduos sólidos em pequenos municípios do estado do Ceará, Brasil. *Revista Geonorte*, 3(4), 1171-1180. Recuperado de http://www.periodicos.ufam.edu.br/index.php/revista-geonorte/article/view/2014
24. Morin, E. (2011). *Introdução ao pensamento complexo*. (4a ed). Porto Alegre: Sulina.
25. Naruo, M. K. (2003). *O estudo do consórcio entre municípios de pequeno porte para disposição final de resíduos sólidos urbanos utilizando sistema de*

© 2020 Global Journals

informações geográficas (Dissertação de mestrado). Escola de Engenharia de São Paulo, Universidade de São Paulo -USP, São Paulo, SP, Brasil.

26. Nunes, L. A. R. (2004). *Manual de Introdução ao Estudo do Direito*. (4a ed). São Paulo: Saraiva.
27. Peixoto, J. B. (2008). *Manual de implantação de consórcios públicos de saneamento*. Brasília: Associação Nacional dos Serviços Municipais de Saneamento.
28. Vasconcellos, M. J. E. de. (2010). *Pensamento sistêmico: O novo paradigma da ciência*. (9 ed). Campinas, SP: Papirus.

© 2020 Global Journals

Global Journal of human-social science: H Interdisciplinary
Volume 20 Issue 2 Version 1.0 Year 2020
Type: Double Blind Peer Reviewed International Research Journal
Publisher: Global Journals
Online ISSN: 2249-460x & Print ISSN: 0975-587X

Making use of CO_2 Capture for Saving Earth and Human- A Comparison of "Carbon Capture and Storage-CCS" and "Carbon Capture and Storage Energy-CCSE"

By Jiamin Jin

Abstract- Two technical routes of "Carbon Capture and Storage- CCS" with "Carbon Capture and Storage Energy-CCSE" or "Smoke Storage Energy-SSE" have compared. The results show that there are many problems in CCS, such as high cost, limited application, and the application research has not done as yet, limited storage zone and safety hazard. Therefore, author considers that CCS is not a feasible technical route.

On CCSE or SSE, It shows that there are many advantages. For example; The CO_2, considered waste, becomes the main raw material for gas production. Theoretical calculation shows that energy stored is 3.52 times that of energy consumption. unlimlted storage place, no safety risks, protect the environment, conservation of resources.

[CO_2-Coal+ Firewood - Electric Gas Generators] three together can save the earth. Let men live a peaceful and happy life.

Keywords: *CCS carbon capture electric gas generator gasification.*

GJHSS-H Classification: *FOR Code: 049999*



Strictly as per the compliance and regulations of:

© 2020. Jiamin Jin. This is a research/review paper, distributed under the terms of the Creative Commons Attribution-Noncommercial 3.0 Unported License http://creativecommons.org/licenses/by-nc/3.0/), permitting all non-commercial use, distribution, and reproduction in any medium, provided the original work is properly cited.

Making use of CO_2 Capture for Saving Earth and Human - A Comparison of "Carbon Capture and Storage-CCS" and "Carbon Capture and Storage Energy-CCSE"

Jiamin Jin

Abstract- Two technical routes of "Carbon Capture and Storage- CCS" with "Carbon Capture and Storage Energy-CCSE" or "Smoke Storage Energy-SSE" have compared. The results show that there are many problems in CCS, such as high cost, limited application, and the application research has not done as yet, limited storage zone and safety hazard. Therefore, author considers that CCS is not a feasible technical route.

On CCSE or SSE, It shows that there are many advantages. For example; The CO_2, considered waste, becomes the main raw material for gas production. Theoretical calculation shows that energy stored is 3.52 times that of energy consumption. unlimlted storage place, no safety risks, protect the environment, conservation of resources.

[CO_2-Coal+ Firewood - Electric Gas Generators] three together can save the earth. Let men live a peaceful and happy life.

Keywords: CCS carbon capture electric gas generator gasification.

I. Introduction

The weather is getting warmer and the extreme climate is frequent, which seriously threatens the survival and safety of human beings. The CCS has become a focus of research and an international strategy to reduce greenhouse gas emissions. The United Nations has met many times for this purpose, particularly in Paris. The International Energy Agency (IEA) has repeatedly issued updated the CCS technology routes to guide countries around the world. Zhang Dong xiao, president of China's Institute of Clean Energy at Peking University, believes that CCS is expected to be the world's largest single technology for reducing carbon emissions. At present, the CCS technology is still in the research stage, and Some scholars believe that the combination of burial and application is only the feasible technical route, but the purification application of carbon dioxide is a global problem, to 30-50% is still to be raised. So say, the CCS technology route is not yet fully mature。

At present, there are 56 projects in operation or planning in the US, EU and China, and three industrial-scale CCS projects were in operation around the world. On August 6.2012, China's first carbon dioxide storage to the underground salt water layer full process demonstration project was completed and put into operation for more than a year, it has accumulated more than 40,000 tons of carbon dioxide, it is considered to be technology breakthrough progress in CCS technical field. The IEA's call for 200 CCS projects to be put into operation by 2020, and by 2050, 3000 projects will have to be put into. Thus, the international community's concerns about climate change are anxious and impatient.

I wrote four articles on the CCS for years [1,2,3,4]. It doesn't seem to get attention. The purpose of this article is to further clarify the author's views, it is hope for attention.

II. Problems in CCS Technical Routes

CCS technology routes from a power plant in the United States. The current situation is that CCS technology routes are fully adopted globally. The International Energy Agency (IEA) has repeatedly stressed that CCS technology routes are an green house gas emission reduction solution.

The CCS has been described in detail in the paper "Progress and Problems in Carbon Dioxide Capture and Sealing Technology " written by Li Xuejing, Qiao Ming[5]. This article is only briefly describe and supplement.

a) *There are still some problems to be studied in CCS technology route*

The CCS technical route consists of three parts: carbon capture, transport, and burial, in which the cost of carbon capture accounts for 2/3 of the total cost. In the view of some scholars, be near economically, it is not advisable to keep all carbon dioxide in storage; Therefore, the burying and applying it together is the only feasible technology route. But the purification of CO_2 is a global problem that has not solved as yet. That is to say, it is not feasible to bury and apply simultaneously。

Author: Shanghai Research Institute of Materials, Shanghai, China.
e-mail: jjm82@163.com

© 2020 Global Journals

b) High cost

According to the Internet report that power plants that use CCS technology have consumed 30-50% more energy than those that do not use CCS technology. Burial a ton of carbon dioxide, which costs $52. Electricity bills per kilowatt-hour rose by $0.01-$0.05.

c) Limited burial site

The storage of carbon dioxide includes geological and marine storage. Some scholars believe that the saltwater layer beneath the Ordos Basin in China can contain tens of billions of tons of carbon dioxide, and the zone is more common in China. However, the author believes still that this can only be said to be limited storage zones. It cannot last forever to stored in the long history of human life.

d) There are safety risks

The safety hazard should be the most important. Whether it's geological or marine, there's always a carbon dioxide leak. After 100 or 1,000 years, if unpredictable geological hazards occur in the burial site, and a large amount of carbon dioxide is released, humans will be wiped out. For the sake of future generations, we have to stop.

The above analysis shows that there are still many problems to be studied in the CCS technical route. Therefore, the international community turned to the CCS technical route, and we had to think deeply.

III. Carbon Capture and Storage Energy-CCSE or Smoke Storage Energy-SSE

The production processes of CCSE or SSE are as follows:

Raw materials (CO_2+ Carbonaceous raw material)→ electric gas generator → cooling tower → dust removal → desulfurization → gas storage tank.

In the preceding article[3], raw materials, production processes, production equipment and safety for CCSE etc. have been described. The SSE is first proposed in this paper. The following points need to be added:

a) Theoretical side

Related Carbon Gasification Reactions:

$$C+CO_2=2CO\ -162297kj/kg.mol(-38790kcal/Kg.mol) \quad (1)$$

$$2CO+O_2=2CO_2\ +570865kj/kg.mol(136440kcal/kg.mol \quad (2)$$

$$C+O_2=CO_2\ +408568kj/kg.mol(97650kcal/kg.mol \quad (3)$$

The (1) formula is famous Boudouard reactive formula. It is endothermic reaction. The heat absorbed by carbon gasification reaction plus the heat released from the full combustion of carbon is equal to the heat released from the combustion of carbon monoxide., that is, (1)+ (3) = (2). This fully conforms to the energy conservation law.

When we compares the heat released from the combustion of carbon monoxide with the heat absorbed by the carbon gasification reaction, i.e. (2) / (1) =3.517 or 570865/162297=3.517. Theoretical calculations show that the carbon gasification reaction has absorbed a lot of heat, but it has stored 3.52 times the amount of heat absorbed. This 3.52 makes it clear that it is very cost-effective to convert electricity into chemical energy to use electricity and carbon gasification reaction.

3.52 is the result of theoretical calculations, taking into account heat loss such as furnace wall, but also not less than 3.4.

Please, people, remember firmly the 3.52 in the heart. 3.52 is important and reliable data. because the carbon gasification reaction is a very important industrial reaction. It`s thermodynamics, kinetics, reaction mechanism, catalytic reaction and catalysis mechanism have studied in detail. In the industrial production, the use of this reaction to produce products already has a long history. Example; the blast furnace iron making, it can be said to rely entirely on this reaction, because the possibility of direct contact of solid carbon with oxide iron are almost zero, hundreds of millions of tons of iron rely entirely on this gasification reaction . The production of spongy iron in the flint kiln is also entirely dependent on this gasification reaction. etc.

Remember 3.52, we will inevitable find that there are many unreasonable initiatives in the current industrial production.

Example: A pumped-storage power station. The energy consumption to raise the water of the lower reservoir to the upper must be greater than the electrical energy produced by hydraulic. It is a negative increase, and can not compare to a 3.52 increase.

As compared with CCSE, it is inevitable thinking that it is much more reasonable to build an electric gas generator than to build a pumping station.

The rubbish incinerator, which has been popularized in global, uses kerosene or natunal gas to burn rubbish。 This action, which consumes both energy and resources, and pollutes the environment, it is very unreasonable. If the rubbishs are putted into the electric gas generator, It stores both energy and gets clean gas after over high temperatures.

Besides, electric energy is first used for lighting, electric motor, heating and so on. Author thinks it is also unreasonable. If the electricity is first used in an electric gas generator, electricity is converted into chemical energy, it stores 3.4 times the energy absorbed by gas. At present, the electricity produced in global is 26 billion degrees, If we multiply by 3.4, it's 88.4 billion. The situation of electricity shortage can be solved quickly, and the electric gas generator not only consumes a lot

© 2020 Global Journals

of garbage and carbon dioxide, but it also protecting environment, and protecting resources.

Therefore, the author thinks that the application of electric should be: Electric→Electric gas generator→Application and Storage. Controlling the proportion of application and storage can control the carbon dioxide content in the air and control the climate.

b) Raw Material

In addition to coal, firewood; carbon-containing raw materials, such as peat, used rubber, dried algae, domestic waste, medical waste, waste plastics etc. can be used as raw materials to produce gas.

Author thinks that a lot of energy is stored in firewood, We should make full use of the firewood for carbon gasification.

c) The purity of CO_2 and centrifugal gravity concentration

On the gas production, it`s demand is not strict on the purity of CO_2. Even if the smoke is directly introduced into the gas furnace. The calorific value of gas produced is also higher than the city gas. Because the carbon dioxide content in the city gas is always around 5%, and the gas produced by the electric gas generator, the carbon dioxide content can be zero. A large amount of nitrogen only plays a dilution role, no with effect on conversion energy consumption or little effect. The advantage of SSE is that it can reduce emissions quickly and saved a costly carbon capture process.

However, if the smoke were to be recycled to use, the nitrogen content in the smoke will inevitably rise gradually, the calorific value of the gas will become lower and the production will be unstable. Proper enrichment is therefore necessary. 。

Table 1: The specific gravity of several gases (g/cm3).

N2	CO2	NO2	SO2
0.00125	0.00198	0.00198	0.00293

The idea of centrifugal gravity concentration is that the specific gravity of CO_2 is 1.58 times that of N_2, and the specific gravity varies a lot. The current technology can separate U^{235} and U^{238}, and it expects that the separation of N_2 and CO_2 can increase the concentration of CO_2. How much can be improved, it is to be determined experimentally. Fortunately the demand for the purity of CO_2 for gas production is not strict, only for stability.

If the cost with compression separation method is not too high, of course it is best. , the gas produced with high concentrations of CO_2 has a high calorific value.

d) Airflow direction on the CO_2

In the previous paper[3], it shows that the direction of CO_2 flow and solid material flow are the same direction, from low temperature to high-temperature, the advantage of this flow direction is that the content of CO_2 in the gas can reach zero, the second is the harmful volatile matter produced in the raw material after high temperature refining, its are completely decomposed, and the result is clean gas. The shortcoming is that the outlet gas temperature is higher, it must be cooled by cooler to improve the thermal efficiency. Of course, the direction of the CO_2 flow can also flow in the opposite direction to the raw material, it is like blast furnace smelting, from high to low temperature. The advantage is higher thermal efficiency. However, the deficiency is that the harmful components in the gas must be treated separately outside the furnace, and the carbon dioxide in the gas cannot be completely converted to CO because of the reaction equilibrium. Carbon monoxide produced in the high temperature zone, to the low temperature zone, under the action of the catalyst, the reverse reaction occurs, and CO is decomposed into CO_2 and carbon.

e) Desulfurization

A "Desulfurization" process is marked in the production process, but the author considers that this process needs to be verified by experiments. The reason is that at high temperature, the carbon is a very strong reducing agent, and the oxidizing gases, such as CO_2, SO_2, NO_2 and H_2O in the smoke, will be reduced or decomposed into sulfur, nitrogen and hydrogen by carbon, and after cooling, they cannot be reoxidized in the presence of a large amount of carbon monoxide. But if the gas produced contains a lot of carbon dioxide, there is also the possibility of re-oxidation. Therefore, at the beginning, the desulfurization process is properly retained.

The smoke is directly introduced into the furnace, the desulfurization and denitrationunit process of the power plant, can be revoked.

f) Equiptment to be researched in CCSE or SSE

i. *Electric gas generator*

The Electric gas generator is the only main equipment of CCSE or SSE, it is also a innovative equipment. In fact, it is a heating furnace, which is characterized by large power. A ton of CO_2 can produce 1000 m^3 CO. Each producing 1 m^3 CO requires about 1 degree of electricity, that is, 1 ton of CO_2 conversion to CO requires 1000 degrees of electricity.

Furnace types can be varied, blast furnace type, rotary furnace type, boiling type, horizontal, vertical。

The authors prefer the rotary furnace type, The final choice needs to be decided by the furnace expert.

ii. *Centrifugal gravity concentrate equipment*

The author thinks that there can be two methods for centrifugal gravity separation, one is by centrifuge principle, the other is by using the ancient windmill principle to separate. Which one of the two is

© 2020 Global Journals

better, it should be determined according to the experiment.

IV. Supply of Power

Currently, the world's total carbon dioxide emissions are 35.2 billion tons. The largest is China, 10.9 billion tons, followed by the United States and 5.1 billion tons, with China and the United States making up half of the world's total emissions. The world's electricity generation is 26 trillion degrees, with China accounting for 25.49% and the United States 15.66%. We already know that a ton of carbon dioxide to carbon monoxide requires about 1000 degrees of electricity, and 352 billion tons of CO_2 to CO. far exceed the global total power generation. But there is no need to worry, because the amount of CO_2 absorbed by plants is very much, and How much to capture remains to be determined by experts.

V. Conclusion

Two technical routes, CCS and CCSE or SSE, have compared. The CCS stores "CO_2" that are thought to be waste. But in CCSE or SSE technology routes, the CO_2 becomes into raw materials, into commodities. The CCS technical routes are both difficult and costly. The CCSE or SSE technology routes store energy and store 3.52 times more energy than it absorbs. Therefore, CCSE or SSE is feasible. The CCS is a exhaust the manpower and drain the treasury.

We have to vigorously develop electric gas generator for achieve rural coal gasification. We have to consider reorganizing the direct combustion turn to indirect combustion for improving heat efficiency. we have to make full use of natural resources for achieve natural balance,

The combination of CO_2-firewood and garbage-electricity, can save the earth.

The author believes that the ancient, primitive and most convenient direct combustion mode is very unreasonable. If it is changed to hydropower-gasification-application mode, or fire power-gasification at the same time, it is not only to double the energy, but it is also to protect the environment, to protect resources, human beings do not have to worry about coal and other resources exhausted, live a peaceful and happy life.

We can say that only carbon dioxide can save the earth. The use of CO_2 to convert the vast amount of energy stored in plants and animals into chemical energy for human use will enable mankind to live a permanent and peaceful and happy life.

Références

1. Jia-min Jin. Power generation technology using CO_2 capture energy storage, *Power & energy* 2016 Vol.37. No.4.
2. Jia-min Jin. Make use of capture CO_2 for energy storage and carbon reduction emission, *GUANGZHOU CHEMICAL INDUSTRY, 2017, Vol. 45, No.6.*
3. Jiamin Jin, Making use of the capture CO_2 for the energy storage and carbon reduction emission, *Journal of low carbon economy*. 2017 Vol. 6 No.3.
4. Jiamin Jin, Making use of the carbon capture, coal and firewood to produce gas, *Journal of low carbon economy*. 2019 Vol. 8 No.4.
5. Li Xuejing Qiao Ming, Analysis on the Technology Progress and Existing Problems of Carbon Dioxide Capture and Storage, *Chinese and Foreign Energy* 2008 Vol.13, No.5.

© 2020 Global Journals

Global Journal of human-social science: H Interdisciplinary
Volume 20 Issue 2 Version 1.0 Year 2020
Type: Double Blind Peer Reviewed International Research Journal
Publisher: Global Journals
Online ISSN: 2249-460x & Print ISSN: 0975-587X

Men who have Sex with Men: The Male University Students Experience

By Maricel Aguila Gomez
Leyte Normal University

Abstract- There is an increasing incidence of human immunodeficiency virus (HIV) infection in the Philippines. The majority of those affected were males and men having sex with men (MSM) is the predominant mode of transmission. Much of the literature available is on statistics of HIV cases and the population of those engaged in MSM. However, there is a lack of research in understanding the reasons that lead male youth to be involved in MSM activity and their views regarding such activity. This qualitative case study reports on the experience of eight male university students involved in MSM. Data obtained through interview and focus group discussion helped understand the views, dynamics, and factors that contributed to the MSM involvement of male university students. Results revealed that male university students involved in MSM for a variety of reasons. Curiosity, alcohol drinking, and sexual satisfaction were the primary reasons. Participants were aware of the potential risks of being involved in MSM, observed certain dynamics, and also have ways to protect themselves.

Keywords: *case study, HIV, MSM, male, university students.*

GJHSS-H Classification: *FOR Code: 160899*



Strictly as per the compliance and regulations of:

© 2020. Maricel Aguila Gomez. This is a research/review paper, distributed under the terms of the Creative Commons Attribution-Noncommercial 3.0 Unported License http://creativecommons.org/licenses/by-nc/3.0/), permitting all non-commercial use, distribution, and reproduction in any medium, provided the original work is properly cited.

Men who have Sex with Men: The Male University Students Experience

Maricel Aguila Gomez

Abstract- There is an increasing incidence of human immunodeficiency virus (HIV) infection in the Philippines. The majority of those affected were males and men having sex with men (MSM) is the predominant mode of transmission. Much of the literature available is on statistics of HIV cases and the population of those engaged in MSM. However, there is a lack of research in understanding the reasons that lead male youth to be involved in MSM activity and their views regarding such activity. This qualitative case study reports on the experience of eight male university students involved in MSM. Data obtained through interview and focus group discussion helped understand the views, dynamics, and factors that contributed to the MSM involvement of male university students. Results revealed that male university students involved in MSM for a variety of reasons. Curiosity, alcohol drinking, and sexual satisfaction were the primary reasons. Participants were aware of the potential risks of being involved in MSM, observed certain dynamics, and also have ways to protect themselves. Data collected can be used as a basis for designing and implementing programs that can provide an opportunity for those engaged in MSM to know where to seek guidance regarding this sensitive issue, thereby, encouraging them towards observing a more positive sexual health behavior.

Keywords: case study, HIV, MSM, male, university students.

I. Introduction

Men who have sex with men (MSM) are considered at present as the predominant mode of transmission of Human Immunodeficiency Virus (HIV) infection among males. It is identified as one of the subpopulations with the highest risk of acquiring HIV by DOH-HIV Serologic Surveillance (UNAIDS, 2011; Hernandez & Imperial, 2009). MSM in this study refers to those males regardless of whether they associate themselves as straight, gay, or bisexual, who have sex with other males, and whether or not they have sex with women (UNAIDS, 2011). From the records of HIV/AIDS and ART Registry of the Philippines (HARP) from January 1984 to July 2019, there are 69,512 reported HIV positive cases and 94% (65,162) of those diagnosed were males (DOH-HARP, 2019). It was also reflected from the same data that MSM (85%, 55,386) was the predominant mode of transmission among males (DOH-HARP, 2019). MSM is taking up an increasingly more significant portion of new HIV infections (Burki, 2017). These data are corroborated by findings of the World Health Organization (WHO, 2015). Also, it was indicated that 31% (348) of the reported cases were 15-24 years old at the time of testing.

Region 8 has listed 604 reported HIV positive cases from 1984 to February 2018 (DOH, 2018). As of July 2019, region 8 has reported 4% (2,780) newly diagnosed cases (HARP, 2019). In February 2018, Leyte has the highest number of reported HIV cases. It has around 334 reported positive HIV cases. In Leyte, Tacloban City has the highest number among the different municipalities with reported cases of 104 (31%). Also, 550 (91%) of the 604 reported positive HIV cases were males. In terms of mode of transmission, MSM ranks first with 307 (58%) positive with HIV. The existence of MSM activity among the youth in Tacloban City is corroborated by the findings of Ogena and Kabamalan (2014) and Matillano (2013). Reported also in the data are cases of individuals who were 15-24 years old.

Much of the literature available is on statistics of HIV cases and the population of those engaged in MSM. There is not much literature dealing with understanding the reasons and factors that lead male youth to be involved in MSM activity. According to WHO (2015), lack of global data on the number of young MSM, their levels of risk for HIV and their protective behavior is due in part to a "lack of research and surveillance, and also to the difficulty of reaching young MSM who may fear disclosing their same-sex behavior" (p. 6). Hence, this study was conducted as an effort to address this lack of research on understanding MSM among the youth. The purpose of this study is to understand the reasons, perceptions, dynamics, potential risks, and ways of protection of male college students engaging in MSM activity. The study sought to answer the following questions:

What are the reasons for engaging in MSM?

What are the perceptions of college students being involved in MSM?

What are the dynamics involved in MSM?

What are the potential risks involved in engaging MSM?

What are the measures for protection from the potential risks of MSM?

II. Theoretical Framework

This study is anchored on the theories of peer influence and social construction of sexuality or 'frame'

Author: Science Unit, Leyte Normal University, P. Paterno St. Tacloban City, Leyte Philippines. e-mail: maricelaguilagomez@gmail.com

© 2020 Global Journals

theory. The theory of peer influence posits that people are most likely to engage or adopt new behaviors when positive feedbacks of the experience in engaging such behavior are observed among similar others whom they trust or respect (Hernandez & Imperial, 2009). In this study, the theory of peer influence is elucidated as the majority of the participants indicated that their peers influenced them to engage in MSM.

The theory of the social construction of sexuality or 'frame' theory advances that physically similar sexual acts may have different social significance and subjective meaning on the people depending on the culture and periods it is being defined and understood (Vance, 1999). In this study, the participants have varying views or perceptions of MSM.

III. Methodology

Understanding MSM dynamics entails an in-depth exploration in which qualitative inquiry is most fitting. In this study, qualitative research was preferred because it focuses on a process that is quite complex and there are no preset variables (Lichtman, 2012). Likewise, I tried to interpret or make sense of the meanings research participants brought to their involvement in MSM (Dezin & Lincoln, 1994).

IV. Research Design

As an effort to understand the factors that prompted a male college student to engage in sex with another male, this study was conducted using a case study as the primary research design. Case study research involves "studying of a case within a real-life contemporary context or setting through detailed, in-depth data collection involving multiple sources of information" (Creswell, 2013; Stake, 1995; Yin, 2009). Also, this study follows a single case study design with subunits using three groups of participants, namely gays, bisexuals, and heterosexuals as subunits belonging to a larger case which is men having sex with men (Yin, 2003).

a) Research Setting

The study was conducted in a state university where students of different gender are enrolled. However, in terms of the student population, it is dominated by female students. The university is primarily a teacher-training institution.

b) Participants and Sampling Procedure

Due to the sensitivity of the topic being explored, purposive sampling, particularly snow-ball sampling, was used to get participants of the study. A key informant helped the researcher in identifying willing participants of the study. The criteria for choosing the participant included a) male university students who had experienced MSM regardless of their gender; b) willing to answer the survey questionnaire; and c) willing to be interviewed. A total of eight (8) students, 18 years old and above, served as participants of the study. According to Wa-Mbaleka and Gladstone (2018), a case study can have a minimum of eight (8) participants. Also, the researcher felt that data saturation has been reached already in these eight (8) participants. Two (2) identified themselves as heterosexual, two (2) bisexuals but more into liking females, and four (4) openly admitting gays. The university guidance counselor and the health personnel were also interviewed.

c) Data Collection Procedure

Qualitative research depends on many different types of data sources such as interviews, focus groups, artifacts, observations, documents, and archival data (Creswell, 2013; Yin, 2014). In this study, a survey questionnaire that also served as an interview guide was used. A separate interview guide was used for the university guidance counselor and health personnel. The questionnaire used for the male participants was researcher-made. It was composed of 14 open-ended questions that were designed to gather data on participant's views and reasons for engaging in MSM activity. Two experts in qualitative research validated the questionnaire. Then it was pilot tested to gay and heterosexual male university students, who in turn were not taken as participants of the study. They were asked for comments and suggestions to improve the questionnaire. The same questionnaire also served as the guide during the interview. The questionnaire was given first individually to the participants for them to have an idea of the questions and helped them decide on their participation in the interview that will be conducted to elaborate on their answers. For the university guidance counselor and health personnel, the interviews were primarily focused on their awareness of male students' involvement in MSM activity and the programs being implemented by the University concerning reaching out to these students.

In the course of data gathering, the participants opted to be interviewed in a group rather than individually. Hence, a focus group discussion (FGD) was conducted. In an FGD, a small group of participants from similar backgrounds or experiences gathers to generate data such as their perceptions, attitudes, beliefs, opinion, or ideas on a specified topic or issue (Wong, 2008). The researcher conducted two FGDs. The first group was composed of four (4) openly admitting gays. The second group was composed of two (2) bisexuals and two (2) heterosexuals.

A triangulation procedure was observed in the study. Triangulation is an excellent method to use in validating data through cross verification from two or more sources (Yazan, 2015). Interviews with the university guidance counselor and the health personnel as well as documents from the Department of Health

© 2020 Global Journals

(DOH), supplemented the data gathered from the participants.

d) Ethical Consideration

A key informant helped the researcher in fielding the questionnaire and retrieved the same in a sealed envelope. A consent form was attached to the questionnaire. Only participants who were willing to be part of the research were given the questionnaire. The participants were instructed that they can skip questions they do not want to answer. It was also stated in the consent form that their identity would be held confidential, pseudonyms would be used, and their responses would be reported collectively. Also included in the consent was asking permission for audio recording during the interview, which was conducted to have a deeper understanding of their answers in the questionnaire.

In the conduct of FGDs, it was done on a Saturday when there were no other students present. It was in a closed room to make sure that the identity of the participants was held confidential from other students. Likewise, at the start of the FGD, the process was explained, and participants were informed that they could withdraw from the discussion at any time.

For triangulation, the researcher interviewed the health personnel and guidance counselor of the university. The interviews were primarily focused on their awareness of male students' involvement in MSM and the programs being implemented by the University concerning reaching out to these students. There were no names, personal data, or health records asked regarding the individual participant of the study. Permission was also sought in the use of an audio recorder during the duration of the interview.

e) Reflexivity

The researcher has no direct supervision of the participants of the study. The participants were not students of the researcher. The researcher is a Biological Science teacher who includes the topic of HIV infection in some of her discussions.

f) Data Analysis

The units of analysis in this study were the three groups of male college students involved in MSM namely, gays, bisexuals, and heterosexuals; hence, cross-case synthesis best fit in analyzing the data. For this study, with-in case analysis was done for each group first, followed by cross-case synthesis. Cross-case synthesis enabled the researcher to see comparisons on the views and reasons for engaging in the MSM activity of the three groups. In the analysis, themes were formed, and then an interpretation of the meaning of the case or assertion was made (Creswell, 2013). The data from the recordings of the FGD were analyzed following the stages developed by Ajawwi and Higgs (2007).

Member checking was also done by the researcher to improve the credibility of the results from the data gathered from the participants. Birt, Scott, Cavers, Campbell, and Walter (2016) mentioned that in member checking, "data or results are returned to participants to check for accuracy and resonance with their experiences"(p. 1802).

V. Results

The results section is presented in five (5) main parts: the first deals with the profile of the participants in terms of age, gender, and confidant; second, focuses on the perception and reasons for engaging in MSM; third, the dynamics involved in MSM activity; fourth, the perceived potential risks of engaging in MSM and the measures of protection from the potential risks identified by the participants, and the last, advice from the participants and actions done by the university.

a) Age, Gender, Profile, and Confidant of the Participants

The university guidance counselor, physician, and nurse confirmed that there are students who were involved in MSM activity at the University. The guidance counselor confirmed that there were students who went to their office and asked for advice regarding their MSM involvement. For the university physician and nurse, they get to know the MSM involvement of students because of being diagnosed with having sexually transmitted infections (STI). Based on the university clinic records from 2013 to 2018, there were reported ten male students diagnosed to have STIs. Through their probing, they were able to confirm that these student-patients were involved in MSM with partners who were either a student of the university or from another school.

i. *Age*: The participants were ages 19 to 21 years old. When asked how old they had first experienced MSM, one gay participant indicated to have experienced it at a young age of 6 years old with an older cousin. The other participants experienced it at the age of 9, 13, 14, 15, and 17 years old. Results suggest that the first experience of the MSM of the participants in this study happened at a very young age.

ii. *Gender:* When asked about their gender, they have different answers on how they classify their sexual orientation. Aggleton et al. (1989) defined sexuality as an expression of one's totality as a person and may refer to one's masculinity and femininity. In the study, four openly admitted that they are gays because they are attracted to the same sex and does not like to have a sexual relationship with women. The bisexuals classified themselves as such because they are attracted to both men and women. However, they had indicated that they associate more themselves with the side of

© 2020 Global Journals

masculinity. For the heterosexuals, they classified themselves, straight men, because they are not attracted to have a relationship with gay, they have male sex organs, and it is what the society dictates.

iii. *The Confidant of the Participants:* The participants expressed to have confidant whom they share their experiences in being involved in MSM activity. The most common confidantes were close friends. However, it is interesting to mention that some tell their family members such as sister, cousin and even mother. One gay participant shared that his mother, knows he is gay and has a relationship with man, but he did not directly confide to her that he is already involved in MSM. Others mentioned confiding to women friends because they consider them as "best people to understand…" regarding their involvement in MSM. Also, another gay participant shared that they proudly tell their gay friends being involved with a specific man and showing it off like a trophy to them.

Moreover, one bisexual participant shared that his girlfriend knew that he was engaged in MSM activity before. Others mentioned that their girlfriends know they got involved with gays but not on the details of their being involved in MSM. One straight man, also mentioned that his mother expressed that it is better to get involved with gay while studying in college than to have a girlfriend because he might impregnate a woman.

When asked about the reactions of the people they confided about being engaged in MSM, they have a common answer that their confidantes were first shocked and disgusted. Some said, "they laughed at us". But the participants said they did not think much of their reactions. However, one straight man feared that other people will know aside from the people he confided with because he considers it as a confidential matter.

b) Perception and Reasons for Engaging in MSM

i. *Perception of MSM activity:* Gays, bisexuals, and heterosexuals have different views on MSM activity. All participants admitted that they felt awkward, ashamed of themselves, and guilty in their first MSM experience. Then, later on, they overcame the guilt and considered it as a normal activity for them. Interestingly, one heterosexual considers it abnormal because "it is man to man when it is supposed to be done by a man and a woman". Another one mentioned that he knew that engaging in MSM is considered as "sin in the Bible, and it is a form of fornication". However, as time passed the guilt in doing the activity diminishes that it becomes a regular activity, especially if done with boyfriend.

It is also interesting to note that the participants preferred to be interviewed in a group rather than individually. When they were asked why they preferred to be in a group to share their thoughts regarding this sensitive topic, each participant felt more at ease, knowing that it is not just him engaged in MSM activity.

ii. *Reasons for engaging in MSM activity:* All participants have indicated that the first time they engaged in MSM was because of curiosity and peer pressure. The story of pleasure experienced by their peers motivated the participants to also engage in MSM. Also, alcohol intoxication plays a role in getting involved in MSM. Participants shared that once they are under the influence of alcohol, they "did not become ashamed of engaging in the activity". When they are sober, they felt shy to initiate or to engage in such activity. Alcohol intoxication also leads some participants not to use a condom during their intercourse.

Social media and exposure to pornographic sites also influence the participants to engage in MSM activity. The participants visited websites with sexually-explicit content and watched sex-videos through cellphones or the internet. Participants also mentioned receiving some material things such as cellphones from being engaged in MSM. Aside from sexual pleasure, one bisexual mentioned that he was given an amount for tuition fee but already stopped receiving it. Another mentioned he was offered money but refused because he does not want to be asked for favors in return for the money given. For the heterosexuals, they engaged in such activity primarily just for sexual pleasure, which they cannot get from masturbation or from having sex with women. They also indicated that gays find pleasure in doing oral sex to them. This statement is substantiated by the gays who said that they "felt like they are a woman when they could let their male partner able to release or reached climax".

c) Dynamics of the MSM Activity

All participants mentioned that they got involved in the activity at their own free will, and they only engage with people they know, such as casual friends, close friends, and boyfriends. Before the MSM activity happens, all participants observed body language and wait for signals such as meaningful glances. Gays jokingly touched the sides or back of the man to check if the guy is into it. This move by the gays was confirmed by the heterosexual and bisexuals, who mentioned that a gay man tends to be touchy. In addition, the heterosexual participants revealed that they tend to be the insertive partner. They usually engaged in oral sex with the gay as the receptive partner. For gays, they felt satisfied just being a receptive partner either in oral or anal sex. They indicated that they felt beautiful or like a woman when they can let their male partner reached or climaxed. They also mentioned that if their partner would agree that they are going to switch the role of being insertive to receptive, it is an indication that the man is a bisexual.

© 2020 Global Journals

Also, most of the participants admitted that they do not engage MSM activity at their own houses. They did it in boarding houses of their sexual partner, friend's house and even in public places for as long as it is dark and secluded such as the plaza or school. Also, the gays mentioned that they engaged in MSM with men who are from their home town rather than those from the city because they believe that rural men have lesser tendencies of being infected with sexually transmitted infection (STI) or sexually transmitted disease (STD).

In terms of frequency in doing the activity, the participants had varying answers. Ranging from rarely, once a week, every monthly anniversary, twice to four times a month or just when they feel like doing it. When asked if they will stop engaging in the MSM, the participants mentioned they would stop in the future, but not immediately.

d) Perceived Risks and Ways of Protection

i. *Perceived risks:* All participants indicated that being infected with s STI or STD is one big possible risk of engaging in MSM. They too were aware of STI and STD signs and symptoms that include difficulty in urinating, genital and mouth sores, blisters or rashes, and bad smell discharge. They too have indicated that they do not have any sign or symptom of STI or STD at the moment the FGD was conducted.

Aside from the health risk mentioned, other risks indicated were more on a personal aspect. This includes being discovered by parents resulting in being reprimanded or condemned and being the topic of nasty talks or gossips resulting in a damaged reputation. One heterosexual also mentioned he is afraid that the gay partner will take a naked picture of him and show it to his friends or post on social media. All perceived risks mentioned elicited feelings of apprehension or fear among the participants in being engaged in MSM. However, despite their apprehension or fear, they continue to engage in the activity.

ii. *Ways of protection:* All participants have ways to protect themselves from harm or STI. All participants indicated that they chose to engage MSM with partners they are familiar with because they are more confident that the person is not infected with STI or STD. They also advised not to have multiple partners. In addition, gays mentioned that another way to protect themselves is by doing a body check of their potential partner. They did this by touching the side of their partner's body to check if he has something inserted in the pocket or inside of their clothes. If they felt that there is something, they slowly distance themselves because it may indicate that the man has a deadly weapon that may be used to harm them later on. They also smell their potential partner in a not so obvious manner. If they smell something not right in their potential partner, they find a way to excuse themselves. Another way of protection is the use of condoms during anal sex. Other participants mentioned that they do not engage in anal sex because they believe that is how they can be infected with STI or STD.

e) Participant's Advice on MSM and Actions are done by the University

Participant's advice regarding engaging in MSM activity. Interestingly, the participants advised that men as much as possible "should avoid being involved in MSM". The gays mentioned that young gays "should not be in a hurry to be involved in MSM and to be very responsible and careful in choosing a partner". The heterosexual advised, "not to get involved in MSM just to get money nor to have a relationship with a gay".

Actions are done by the university. In the interview with the guidance counselor and the university physician, symposiums were being conducted regarding HIV and STI awareness every year. The guidance counselor, however, admitted that few attend the said yearly activity and very few come to the guidance office to talk about their involvement with MSM. With the sensitivity and confidentiality of the matter, the guidance office is gearing towards designing other ways or activities that can effectively reach these students to give them advice and guidance.

VI. Discussion

This study was undertaken to get an in-depth understanding of the profile, reasons, perceptions, dynamics, potential risks, and ways of protection of male college students engaging in MSM activity. The results showed that male participants experienced MSM at a young age, below 18 years old. This finding corroborates what DOH (2017) and Ogena and Kabamalan (2014) have reported regarding the age range of male youths who were engaged in MSM. The result of having the first experience of MSM as young as six years old and with a cousin supports the findings of Italia and Oducado (2014) that their participants had their first experience of MSM below 18 years old and with a relative. This finding is quite alarming implying that parents or guardians should provide greater attention to the interaction of their kids have with other people, in this case, their young sons with other male individuals.

Concerning how the participants described their sexual orientation, the participants tend to define their sexuality based on their social construction and subjective meanings of masculinity. The description of being a straight man because of "having a penis" is one of the constructions of Filipino masculinity. For Filipinos, physical characteristic is an essential component for one to be considered as masculine (Hernandez, 2004). Possession of the penis and its corresponding function is the physical characteristic being referred to as an

© 2020 Global Journals

essential aspect of Filipino masculinity (Aggleton, Hilary, Jan, Stuart, & Simon, 1989). Likewise, the participant's response that he is a straight man because "it is what the society dictates" (Participant 6) reflects the socialization perspective of viewing masculinity. Socialization perspective posits that "masculine identity is framed by the local culture where traditional beliefs and values and norms are embedded in the male psyche in the process of growing up" (Aggleton, Hilary, Jan, Stuart, & Simon, 1989, p.7).

It is likewise interestingly reflected in the results that in MSM dynamics, participants observed roles, like who is going to be the insertive or receptive partner. The role of being an insertive partner can determine that the person is either bisexual or a straight guy. Being the receptive partner is a role that a homosexual would do in MSM. They likened this to be the role of a woman in a male-female sexual activity.

In addition, four of the participants openly admitted that they are gays and said they accept themselves for they are. According to WHO (2015), research shows that men who accept their sexual orientation are more psychologically healthy and have higher self-esteem. These four gay participants were observed to have vibrant personalities and were very open to sharing their experiences. They were also cultural performers and student leaders. Their being open about their sexual orientation may have contributed to their great confidence and high self-esteem.

As reflected in the results, participants have varying views regarding their being engaged in MSM activity. These varying views reflect the concept of the social construction of sexuality or "frame" theory advancing the idea that physically similar sexual acts may have different social significance and subjective meanings depending on the culture and periods it is being defined and understood (Vance, 1999). The different perceptions of the participants regarding their MSM involvement may also be rooted in their upbringing in the family or community where they were raised. Three participants indicated that their family is conservative that they have a fear that their family members will know that they are engaged in MSM.

The results further show that the major reasons that lead the participants to engage in MSM activity include:

Curiosity, peer pressure, alcohol intoxication, watching pornographic sites, sexual pleasure, and material rewards received such as cell phone and money for tuition fee. This finding of getting money from their sexual partner corroborates to what Italia and Oducado (2014) indicated in their study. Listening to friends sharing their experiences on being engaged in MSM activity and the pleasure they get from the activity, stirred the curiosity and motivated the participants to engage in it. This result reflects the theory of peer influence which posits that people are most likely to engage or adopt new behaviors when positive feedbacks of the experience in engaging such behavior are observed among similar others whom they trust or respect (Imperial & Hernandez, 2009). Likewise, the result that is under the influence of alcohol led participants to engage in MSM is corroborated by findings of Italia and Odocado (2014). Participants were less likely to initiate engaging MSM when they were sober. Increased accessibility to the internet and exposure to pornographic sites at a young age is also identified as another factor leading to the engagement of participants to MSM. This implies that parents or guardians should be more mindful in monitoring what their young sons or kids are exploring the internet to prevent them from being exposed to pornographic sites. Participants also mentioned certain perceived risks that somehow made them feel a certain degree of hesitation in engaging MSM. The risks were classified as a health and personal risks. Health risk identified was the possibility of being infected with STI or STD. Personal risks include being reprimanded by parents and damaged reputation once their MSM involvement is discovered. Filipino culture, in general, is conservative, hence some participants have fear of being discovered by friends and relatives to be engaged in MSM activity. According to WHO (2015), the fear of being condemned or stigmatizing attitudes towards homosexuality is one major obstacle affecting the lives and health of MSM. In the study, one gay participant indicated that for a long time he has not engaged again in MSM because of his fear of his brother who was becoming stricter in following up on his daily activities in school.

Interestingly, despite the perceived risks, the participants still engage in MSM. Likewise, despite the fear of being discovered of being engaged in MSM, the participants preferred to be interviewed in a group rather than individually. In the beginning, it was observed that there was a bit of hesitation, but later on, the participants became more engaging in the FGD. Sharing their experiences in a group made them feel validated knowing that there were others like them in the university who were also engaged in MSM activity. The researcher had seen that the FGD is similar to a support group for the participants wherein they were free to express their views and feelings regarding MSM activity without the fear of being judged. They also tend to have confidantes whom they choose carefully to share their personal experiences without the fear that their confidential activity being told to other people such as their relatives.

With the perceived risks identified, participants engaging in MSM activity observed certain dynamics for their protection. Participants indicated that they were careful in choosing their partners, observed body language for signals, performed body check on their potential partner, and use of condoms as means to

© 2020 Global Journals

protect themselves from being infected with STI or STD. Despite the pleasures, they get from the activity, protecting themselves from potential harm is of utmost consideration.

VII. Recommendation

The result that participants preferred to be interviewed in-group rather than individual, may serve as a basis for the concerned office in the university such as the Guidance office to design a support group where those engaged in MSM can seek guidance and freely discuss this sensitive and confidential matter without the fear of being judged. Male students who are involved in MSM can be tapped as peer counselors. This idea is embodied in the theory of peer influence (Hernandez & Imperial, 2009, p.45). Peer counselors who experienced MSM activity can be good listeners, advisers, and positive influencers encouraging male students who come for advice to observe a more positive sexual health practice. Likewise, further research is needed to collect data from other groups, such as professional and higher age groups. This can provide a more comprehensive picture of the dynamics of MSM activity among males.

VIII. Conclusion

This study has elucidated that MSM among young male college students is an existing phenomenon. It is a complex dynamic activity involving the consciousness of those who engage in it. Participants are engaged in MSM for varied reasons such as curiosity, peer pressure, alcohol intoxication, watching pornographic sites, sexual pleasure, and material rewards receive. They have different perceptions of MSM rooted in how they were brought up in their family. There are perceived risks classified as personal and health risks identified by the participants that give them a certain degree of hesitation in engaging in MSM. However, despite those risks, they still engaged in MSM. Participants observed certain dynamics as they engage in MSM and observe certain ways to protect themselves from the identified potential risks. The university is like the second home of students is encouraged to find better ways how to reach those engaged in MSM providing avenues for them to freely discuss this sensitive and confidential matter without the fear of being judged and be given the advice to observe a more positive sexual health practice.

References Références Referencias

1. Aggleton, P., Hilary, H., Jan, M., Stuart, W., & Simon, W. (1989). AIDS: Scientific and social issues: A resource for health educators. London: Churchill Livingstone.
2. Ajjawi, R., & Higgs, J. (2007). Using hermeneutic phenomenology to investigate how experienced practitioners learn to communicate clinical reasoning. The Qualitative Report, 12. 612-638.
3. Birt, L., Scott, S., Cavers, D. Campbell, C. & Walter, F. (2016). Member checking. A tool to enhance trustworthiness or merely a nod to validation?, Qualitative Health Research. 2613:1802-181. Retrieved from: https://www.ncbi.nlm.nih.gov/pubmed/27340178
4. Burki, T. (2017, June) HIV in the Philippines President Rodrigo Duterte's war on drugs could bolster the burgeoning HIV epidemic. Newsdesk. 589-590. Retrieved from www.thelancet.com/infection
5. Creswell J. Qualitative inquiry research design: Choosing among five approaches. Thousands Oaks, CA: Sage; 2013. Available from: http://community.csusm.eddu/ pluginfile.php
6. Department of Health (DOH). (2018, February) HIV/AIDS Cases in Region VIII (Eastern Visayas). Retrieved from Epidemiology Bureau. DOH-VIII.
7. Department of Health (DOH). (2019, July). HIV/AIDS & ART Registry of the Philippines. Retrieved from https://www.doh.gov.ph/sites/default/files/statistics/EB_HARP_July_AIDSreg2019.pdf
8. Hernandez, L.I. Reducing the vulnerability of HIV/AIDS among male sex workers in the Philippines. Review of Women Journal. XIV (1).
9. Hernandez, L.I., & Imperial R.H. (2009) Men-who-have-sex-with-other-males (MSM) in the Philippines – Identities, sexualities, and social mobilities: A formative assessment of HIV and AIDS vulnerabilities. Acta Medica Philippina. 43(3), 26-36.
10. Italia, W.F., Oducado, M.F. (2014). Men who have sex with men (MSM) in Iloilo City, Philippines: Profile, sexual history, level of knowledge about HIV/AIDS, and sexual risk-taking behavior. Asia Pacific Journal of Multidisciplinary Research. 2(6):125-132.
11. Joint United Nations Programme on HIV/AIDS (UNAIDS). (2019). UNAIDS Action framework: Universal access for men who have sex with men and transgender people. 2009. 09.22E – JC1720E. Retrieved from: http://data.unaids.org/pub/report/2009/jc1720_action _framework_msm_en.pdf
12. Matillano B.J. (2013). Sexual networking, sexual practices, and level of awareness among MSM on HIV/ AIDS. International Journal of Science and Research. 2(8), 428-420.
13. Ogena, N.B, & Kabamalan M.M. (2014) #RegionVIII youth today: Risk behavior of young people in Eastern Visayas. Retrieved from https://www.drdf.org.ph/sites/default/files/y4presentations/POPCOM%20Region%20VIII%20Aug%2022%20Summary.pdf
14. Stake, R. (1995). The art of case study research. Thousands Oaks, CA: Sage, Inc.

© 2020 Global Journals

15. Vance, C.S. (1999. Anthropology Rediscovers Sexuality: A Theoretical Comment. In: Parker R, Aggleton P. editors. Culture, society, and sexuality. London: UCL Press.
16. Wa-Mbaleka, S.W., & Gladstone, R.K. (2018). Sampling strategies in qualitative research. Qualitative research for senior high school. Cavite, Phil: Oikos Biblios Publishing House.
17. Wong, L.P. (2008). Focus group discussion: A tool for health and medical research. Singapore Medical Journal. 49(3):256-60. Retrieved from https://www.ncbi.nlm.nih.gov/pubmed/18363011.
18. World Health Organization (WHO). (2015) A technical brief. HIV and young men who have sex with men. WHO Document Production Services, Geneva, Switzerland. Retrieved from http://www.unaids.org/sites/default/files/media_asset/2015_young_men_sex_with_men_en.pdf
19. Yazan, B. (2015). Three approaches to case study methods in education: Yin, Merriam, and Stake. The Qualitative Report. 20(2): 134-152. Retrieved from: http://nsu works.nova.edu/tqr/ vol20/iss2/12
20. Yin, R. (2009). Case study research: Design and methods, 4, 2-4. Thousands Oaks, CA: Sage, Inc. Retrieved from https://books.google.com.

© 2020 Global Journals

Global Journal of human-social science: H Interdisciplinary
Volume 20 Issue 2 Version 1.0 Year 2020
Type: Double Blind Peer Reviewed International Research Journal
Publisher: Global Journals
Online ISSN: 2249-460x & Print ISSN: 0975-587X

The Historical Process and Dynamic of Rural Coconut Sugar Industry Development in Banyumas, Central Java, Indonesia

By Shinta Prastyanti, Subejo & Muhammad Sulhan

University of Gadjah Mada

Abstract- For many decades, Banyumas has been a centre of coconut sugar production in Indonesia. There are many aspects of the rural coconut industry in Banyumas that are worthy of further study such as production and distribution methods, government policies and strategy relating to the coconut sugar industry, as well as the role of extension. The study found that rural coconut sugar industry in Banyumas Regency is very much a hereditary industry, and today farmers still use the traditional processes for production. In this regency, there is a unique coconut sugar management model, with some variants based on the agreements between coconut sugar farmer and the coconut tree owners. The transparency of price creates a symbiosis of mutualism between the coconut sugar farmer and the *warungs*/collectors. Access to new media like mobile phones and the internet, as well as the establishment of a cooperative, have provided opportunities for coconut sugar farmers to expand into international markets. Although this rural industry still faces some problems like low earnings and danger, the coconut sugar farmers remain grateful for the income they earn and are dedicated to their profession.

Keywords: *hystorical rocess, dynamic, coconut sugar industry, banyumas.*

GJHSS-H Classification: *FOR Code: 160804*



Strictly as per the compliance and regulations of:

© 2020. Shinta Prastyanti, Subejo & Muhammad Sulhan. This is a research/review paper, distributed under the terms of the Creative Commons Attribution-Noncommercial 3.0 Unported License http://creativecommons.org/licenses/by-nc/3.0/), permitting all non-commercial use, distribution, and reproduction in any medium, provided the original work is properly cited.

The Historical Process and Dynamic of Rural Coconut Sugar Industry Development in Banyumas, Central Java, Indonesia

Shinta Prastyanti [α], Subejo [σ] & Muhammad Sulhan [ρ]

Abstract- For many decades, Banyumas has been a centre of coconut sugar production in Indonesia. There are many aspects of the rural coconut industry in Banyumas that are worthy of further study such as production and distribution methods, government policies and strategy relating to the coconut sugar industry, as well as the role of extension. The study found that rural coconut sugar industry in Banyumas Regency is very much a hereditary industry, and today farmers still use the traditional processes for production. In this regency, there is a unique coconut sugar management model, with some variants based on the agreements between coconut sugar farmer and the coconut tree owners. The transparency of price creates a symbiosis of mutualism between the coconut sugar farmer and the *warungs*/collectors. Access to new media like mobile phones and the internet, as well as the establishment of a cooperative, have provided opportunities for coconut sugar farmers to expand into international markets. Although this rural industry still faces some problems like low earnings and danger, the coconut sugar farmers remain grateful for the income they earn and are dedicated to their profession. Various extension programs have been implemented to improve the quality and quantity of coconut sugar produced in the region, and safety measures have been introduced to protect farmers when tapping the *neera*(coconut tree sap).

Keywords: hystorical rocess, dynamic, coconut sugar industry, banyumas.

I. Introduction

In Banyumas Regency, poverty is still a significant issue for many people who struggle to achieve a good quality of life (Shinta et al. 2018: 124-134). In contrast, Banyumas has excellent potential to develop rural coconut sugar industry. Coconut sugar production is the most important economic activity an hereditary business in Banyumas.The majority of small and medium enterprises in this district are related to coconut sugar (74%). In total, there are around 110,000 employed in the coconut sugar industry (Cilongokkec, 2019). Rural coconut sugar enterprises in the Banyumas do not need to operate solely to meet the daily needs of the owners or farmers, but they can be turned into profitable businesses. That is the reason why the local government and stakeholders must create innovative strategies that focus on strengthening the coconut sugar industry to compete in new markets. There is some debate regarding the success of such initiatives, and many feel that the most destitute and needy are often excluded from the programs (Hickey & Sam 2005: 851-865). However, despite criticism, there is evidence that shows government intervention can play a significant role in poverty reduction (Aliber 2003: 473-490), and the rural coconut sugar industry in the Banyumas Regency still exists which its interesting dynamic.

Author α: Extension and Development Communication, School of Graduate Program, University of Gadjah Mada, Indonesia.
e-mail: shinta_prastyanti@yahoo.com
Authorσ ρ: Dept. of Communication Science, University of Jenderal Soedirman, Indonesia.

II. Objectives of the Study

This study examines the history and dynamic of the rural coconut sugar industry development in Banyumas Regency, Central Java, Indonesia.

- Investigate the historical process of rural coconut sugar industry development.
- Identify the portrait of the rural coconut sugar industry.
- Analysis the extension programsand government policies on rural coconut sugar industry. development.

III. Research Method

This study is descriptive and semi-exploratory, and it uses a qualitative approach. It was conducted in Banyumas Central Java Indonesia, and considers the following 1) Banyumas is one of the centres of the rural coconut sugar industry in the region and country, 2) the coconut sugar industry in Banyumas has become a strategic economic commodity, 3) the coconut sugar industry needs business partners to enhance productivity and expand into new markets, 4) the availability and quality of internet infrastructure.The data were collected through in-depth interviews with coconut sugar farmers, informal leaders, founder of the cooperative, and local government staff. Other data collection techniques used were FGD, participative observation, and documentation.Source and method triangulation were used for data validity (Patton, 1987), whileinteractive model was used for data analysis (Miles & Huberman, 2002).

© 2020 Global Journals

IV. Results and Discussion

a) The historical process of rural coconut sugar industry development

Banyumas is one of the centres of coconut sugar production, not only in Central Java but also the country. The coconut trees thrive in Banyumas,and there are as many as 1,746,881 trees in an area of 17,814 ha (BPS Central Java Province, 2017). With a lifespan aroundfourty five years, the treesare valuable because they can be used from the top to the roots, and they do not require special care.One part of the coconut tree that has economic value is the flower (*manggar*) which can be used to make coconut sugar and foods like*gudeg*(traditional Javanese dish). Coconut sugar is used by companies as an ingredientin other foods like soy sauce, syrup, cakes. Unfortunately, there is little reliable data about when the rural coconut sugar industry started in Banyumas, as Mr. Mukhayat stated Since he was born fourty four years ago,the coconut sugar industry already exists. So it's hereditary. The crystal sugar recently comes out. It's only about ten years ago. If shaped one is a long time ago. In line with Mr. Mukhayat, Mr. Narsim, a 77- year old community leader of Sambirata argued coconut sugar production has existed since his great grandfather , it has been hereditary until now.

The known history of the rural coconut sugar production in Banyumas is shown in below:

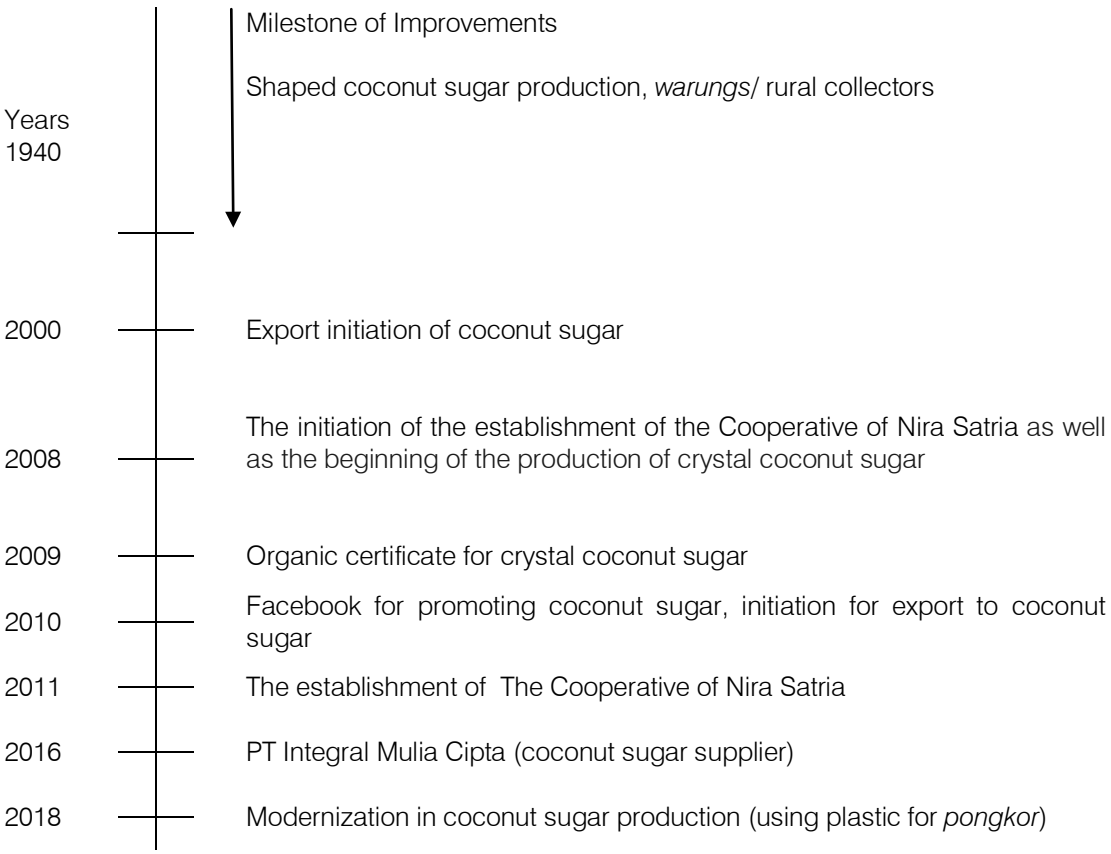

(Source: Researcher, 2019)

Figure 1: The historical process of the rural coconut sugar industry development in Banyumas, Central Java

The above figure shows that the rural coconut sugar industry in Banyumas has been running for decades, and it informs that *warungs*/ rural collectors that oft enact as loan provider, are where coconut sugar products are usually sold. In the past, only shaped coconut sugar was produced, and it was exclusively marketed to Banyumas and the surrounding area. The coconut sugar farmers traditionally sold their products to *warungs*/rural collector and only started to export in the year 2000.

Around 2008, a meeting was attended by young people from four villages. They joined together and began to think about what they could do to improve the economic situation in the area. At the time, they were working in non-agricultural jobs like construction, but they decided that the development of coconut sugar production was the solution for the area because the majority of the population in Banyumas were coconut sugar farmers. They initiated production by doing some experiments, and then they started to produce coconut

© 2020 Global Journals

sugar, but with different variations, not only shaped coconut sugar.

At the beginning of the pre-cooperative process, not all crystal coconut sugar produced by the farmers couldbe sold on the market, which meant that a lot of coconut sugar waswasted. To avoid losing their product, the farmers obtained organic certification in 2009, which helped them to grow sales and expand into new markets. They promoted the business through social media and with the organic certifications, it helped enormosly, especially in international market. Although they were promoting through their business well through online media or aligned to a particular organisation. Then in 2011, the Cooperative of Nira Satria was established in Pernasidi, which make promotional efforts more organised and productive. The cooperative currently has around 300 members from the surrounding villages.

Since 2016, coconut sugar farmers not only sold their produce to *warungs*/collectors and the Cooperative of Nira Satria but also PT Integral Mulia Cipta. In 2018, plastic *pongkor,* which are reservoirs to collect neera, was introduced to the coconut sugar farmers by the Cooperative of Nira Satria and PT Integral Mulia Cipta. However, there are still many coconut sugar farmers in Banyumas who use traditional *pongkor* made of bamboo rather than plastic.

Coconut sugar production: a portrait

Plantation products, particularly coconut sugar, are an essential product for the economy of Banyumas. Coconut trees are spread over an area of 17,814 ha, and more than 50,000 tons of coconut sugar is produced annually by 20,293 coconut sugar farmers (Lpplsh, 2019). With such a large number of trees and farmers, it is not surprising that Banyumas has become a leading producer of coconut sugar in Indonesia. The comparison data about coconut sugar production in Central Java (BPS Central Java Province 2014) is shown below:

Table 1: Coconut sugar production in the Province of Central Java

No.	Production Centers (District)	The number of coconut sugar production (ton)	Percentage (%)
1	Banyumas	52.114,56	23.30
2	Cilacap	48.802,51	21.82
3	Purbalingga	48.795,20	21.82
4	Kebumen	24.054,24	10.75
5	Purworejo	18.655,96	8.34
	Total	223.669,35	100

Source: Adapted from BPS Central Java 2014

The interviews with staff in the Office of Industry and Trade and the Cooperatives of Banyumas found that total coconut sugar production in Banyumas increased for the past five years, as well as the production of crystal coconut sugar. In contrast, shaped coconut sugar production fluctuated for several years. Between 2012-2014 it increased from 59,916.26 kg to 67,742.76 kg, but then decreased again in 2015 to 62,892.88 kg. The decrease continued to 58,473.88 kg in 2016. However, in 2017, it increased again to its highest level since 2012 and reached 69,587.15 kg.More complete data on the volume of production of both shaped and crystal coconut sugar (Dinperindagkop, 2019):

© 2020 Global Journals

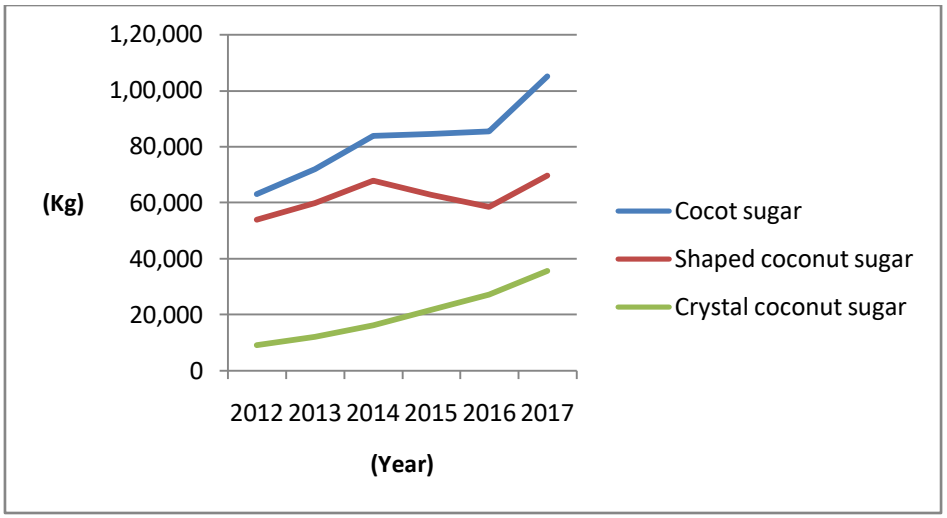

Figure 2: The improvement of coconut sugar production in Banyumas

In line with the fluctuations of the amount of production of shaped coconut sugar as in the figure above, it turns out that the number of shaped coconut sugar industry units in Banyumas also fluctuated. In contrast, the number of crystal coconut sugar units increased each year from 2012 to 2017. Regarding the total number of coconut sugar industry units, there are also fluctuations year on year with the highest recorded number being in 2017, as shown in the below table:

Table 2: The number of the industry of coconut sugar unit in Banyumas

Types of product	Year (tons)					
	2012	2013	2014	2015	2016	2017
Shaped coconut sugar	27.829	27.225	26.178	24.797	23.387	25.726
Crystal coconut sugar	3.358	4.191	5.239	6.549	7.859	7.865
Total	31.182	31.416	31.417	31.346	31.246	33.589

Source: Archives of the Office of Industry, Trade, and Cooperatives of Banyumas Regency, 2019

Based on the data from the Office of Industry Trade, and Cooperatives of Banyumas, it is evident that the coconut sugar produced in Banyumas is not only sold to local and national markets but also internationally. The export volume of Banyumas coconut sugar production has increased each year since 2017. Although the crystal coconut sugar industry is newer than the shaped coconut sugar, the export volume is much higher, and it increased each year. For example, it rose from 8,413.12 tons/year in 2012 to 25,819, 00 tons/year in 2017. This figure dwarfs that of the shaped coconut sugar, which rose from 280 tons/year in 2012 to 580 tons/year in 2017 (Dinperindagkop, 2019). Complete data about the export volume of coconut sugar in Banyumas is shown in figure 3 below:

© 2020 Global Journals

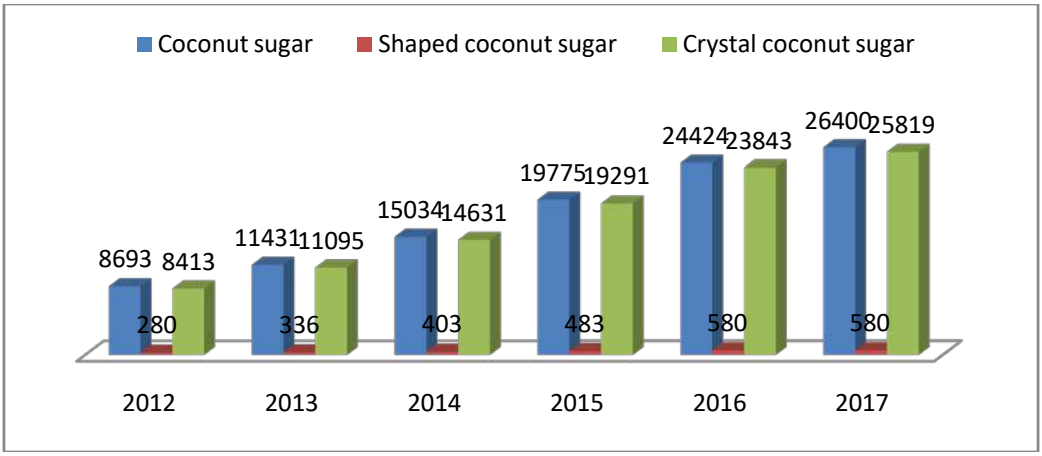

Source: Archives of the Office of Industry, Trade and Cooperatives of Banyumas (2019)

Figure 3: Export volume of coconut sugar of Banyumas (tons)

In the term of distribution, coconut sugar produced by the farmers is sold in several ways. First, the farmers sell directly to neighbours because not all villagers are coconut sugar farmers. Second, coconut sugar is sold to *warungs,* who then resell it from their business. Third, coconut sugar is sold to the Cooperative of Nira Satria, and then the cooperative sell it to customers within and outside the country. Fourth, suppliers such as PT. Integral Mulia Cipta (IMC) purchase sugar product from the farmers in Banyumas and distribute it to national food companies and to companies abroad. Fifth, coconut sugar is sold online by coconut sugar farmers. For sales conducted via the internet, the buyers usually order the product first, and then the coconut sugar is sent several days after depending on the size of the order and the ability of the farmer to produce it.

In the Banyumas Regency, there are several models of cooperation between tree owners and sugar farmers (*penderes*). The profit-sharing model in the rural coconut sugar industry in the Banyumas is called *maro*. According to this model, the profit-sharing is usually based on days; for example, in the 4:1 model it means four days of coconut sugar production are for the coconut sugar farmer, while the tree owner receives the results of one day of production. The other model uses percentages, for example, 60:40. In this model, the coconut sugar farmer receives 60% out of the result, and 40% is for the tree owners. In this rural coconut sugar industry, there is no standard benchmark for profit-sharing models between tree owners and coconut sugar farmers. Usually, tree owners receive deposits in the form of a quantity of coconut sugar that is mutually agreed between the two parties. For rental models, sugar producers have to pay the tree owner for 100,000 IDR rent for a certain number of trees, and the rent is valid for one year. Coconut sugar farmer can also mortgage coconut trees when they need money. In this case, there is no specific limit on the value of the mortgage for each coconut tree or for how long it lasts. It all depends on the agreement of both parties. During the mortgage process, coconut trees are managed by coconut tree farmers who lend money. The mortgaged coconut trees are returned when the loaned money has been returned. For complete data about the coconut sugar management model in Banyumas can be seen in this below table:

© 2020 Global Journals

Table 3: The Coconut Sugar Management Model

No.	Coconut sugar management					Profit-sharing model based on the day			
	Own coconut tree	Rent coconut tree (100,000 IDR/ tree/ year)	*Maro* (share harvesting)	Own coconut tree and tapped by other people	Mortgage	5:2 (day)	4:1 (day)	60:40 (%)	70:30 (%)
1	∞	-	∞	-	-	-	∞	-	-
2	∞	∞	-	∞	-	∞	-	-	-
3	-	-	∞	-	-	∞	∞	∞	∞
4	∞	-	-	-	-	-	-	-	-
5	-	-	∞	-	-	∞	∞	∞	∞
6	∞	-	∞	-	∞	∞	∞	∞	∞

Source: Researcher (2019)

Note:

- 5: 2: it means five days of coconut sugar productions are for coconut sugar farmer, while the next two days are for coconut tree owner.
- 4: 1: it means four days of coconut sugar productions are for coconut sugar farmer, while the next one day is for coconut tree owner.
- 60:40:it means the coconut sugar farmer gets 60% of the coconut sugar production, while the owner of the coconut tree is entitled to 40% of the production of coconut sugar.
- 70:30: it means the coconut sugar farmer recieves 70% of the total production, while the owner of coconut tree is for 30% .

In addition to the above models, there are also coconut sugar farmers who interchange the tapping responsibilities of particular trees. For example, farmer A collects sap from five coconut trees belonging to farmer B and vice versa. The advantage of this model is that when farmer A is sick and cannot work, then he still gets an income from the deposits obtained by farmer B. These types of arrangements are not fixed and are the specific details are arranged between the farmers. The production of coconut sugar is often not decided by the farmer depends on the agreement with the owner of the trees. For coconut sugar farmers in Banyumas, usually, two-thirds of the production of sugar is sold, and the remaining third is sent to *warungs* or the cooperative (Nira Satria). However, some farmers sell directly to warungs or cooperatives, and each warung generally holds coconut sugar products from around ten different coconut sugar farmers. The coconut sugar farmers can take out small loans with the *warungs,* which is more beneficial than the previous system. The previous system known as *ijon* meant that farmers received payment for the product before handing it over, which was more beneficial for the *warung.* With the new system, the financial loan is returned in the form of coconut sugar at a fixed price, so the coconut sugar farmer is not harmed if there are fluctuations in price. This process benefits both parties because the farmers receive much-needed capital the *warung* is guaranteed to receive a specific quantity of coconut sugar. *Warungs* or collectors of coconut sugar, are usually neighbours who live in the same village as the coconut sugar farmers, and they determine the price of the product. If prices are reasonable, coconut sugar can reach IDR 12.000-14.000/kg, whereas when prices are low, it is only around IDR 6.000-7.000 /kg. Some coconut sugar farmers do not switch to producing organic crystal coconut sugar because of the uncertainty regarding price. According to them, producing organic crystal coconut sugar is a longer process, although the price is more stable. The coconut sugar farmers can also take out small loans with the *warungs,* which is more beneficial than the previous system. The previous system known as *ijon* meant that farmers received payment for the product before handing it over, which was more beneficial for the *warung.* With the new system, the financial loan is returned in the form of coconut sugar at a fixed price, so the coconut sugar farmer is not harmed if there are fluctuations in price. This process benefits both parties because the farmers receive much-needed capital the *warung* is guaranteed to receive a specific quantity of coconut sugar.

The coconut sugar farmers do not invest much effort in the packaging of their products as this is left up to the Cooperative of NiraSatria or the retailers to pack it and make it is more attractive to the buyers. The marketing of coconut sugar products of Banyumas is not only done at a local and national level, but the products are also marketed internationally. The significant buyers of coconut sugar products in Asia are Saudi Arabia (228 tons/year), Singapore (144 ton/year), Korea (24 tons/year), and Taiwan (2 tons/year). Outside Asia, The Netherlands and the United States of America are also large purchasers of Banyumas coconut sugar products with 15 tons/year and 5 tons/year respectively.

© 2020 Global Journals

Although the rural coconut sugar from Banyumas has been able to penetrate international markets, the industry in Banyumas still faces challenges. For example, limited capital, unstable prices, low salaries, and changes in the weather all make the job of a coconut sugar farmer difficult and somewhat dangerous (perkebunan.litbang.pertanian, 2019). In the rural coconut sugar industry, women play an essential role. They are usually responsible for cooking and shaping the *neera,* while the men look for grass for livestock or firewood. According to Morgen (1998: 515-537); Geist et al. (2003), the role of women should not be understated, and they have fantastic potential to improve the industry which should be developed further.

b) *The extension programs and government policy on rural coconut sugar industry development*

Because coconut sugar is a leading product in Banyumas, the industry does not escape the attention of the local government, who has tried to improve it by providing extension programs and training on production methods, and by encouraging the diversification of production to organic crystal coconut sugar. Compared to conventional coconut sugar, crystal coconut sugar is better because it lasts for up to two years, and the powder form makes it easier to dissolve. Also, it has a more attractive shape, a more distinct aroma and taste, it is easier to transport, and the price is higher and more stable (cilongokkec, 2019). To promote crystal coconut sugar to the farmers, the government also provided equipment and additional assistance. However, despite government efforts, it is difficult and time-consuming for many farmers to make the change from producing shaped coconut sugar to crystal sugar.

The Office of Industry, Trade, and Cooperatives of Banyumas hold annual training sessions to help farmers improve the quality and quantity of their coconut sugar. The targets of this program are the coconut sugar farmers and the labourers (usually women). For this training,the Office of Industry, Trade, and Cooperatives Banyumas Regency coordinate with stakeholders like the University of Jenderal Soedirman (Unsoed), the Ministry of Industry of Indonesia, and the Bank of Indonesia. In addition to the routine training, the Office of Industry, Trade, and Cooperatives also conduct extension programs for coconut sugar farmers. Unfortunately, because they only have four extension staff, it means that the extension program is only implemented when there are requests from other stakeholders such as the cooperative.

One of that extension program was about the socialization of the *Penderes* program which aimed to provide compensation of up to 10,000,000 IDR for coconut sugar producers who suffered from accidents or injuries and up to 5,000,000 IDR for death. The program is implemented under the 2009 Regulation No. 4 of the Banyumas Regency and is known as the Accident Compensation for Coconut Sugar Producers in Banyumas. At the start of the program, the Banyumas government distributed 9.000 *Penderes* cards to farmers, which has now risen to over 26,000. Along with the local government, the Cooperative of Nira Satria also provides guarantees for coconut sugar farmers who experience accidents. The cooperative gives up to 5,000,000 IDR provided that the farmer is a registered member. Regarding the compensation payments, there was a farmer who suffered an accident and sustained serious injuries. Based on the rules set by the regional government, he was entitled to receive 5,000,000 IDR. However, in reality, he only received 500,000 IDR and had to wait for four months to receive the money. Another coconut sugar farmer died when he was tapping the *neera,* and his family only received 1,500,000 IDR rather than the 5,000,000 IDR specified in the legislation.

In 2014, the local government introduced a safety belt program to increase the safety for farmers tapping *the neera* (Suaramerdeka, 2019). It was expected that all coconut sugar farmers would want to wear the safety belt. According to the village officials, around 2016-2017, there was an extension activity concerned with safety procedures for the tapping of *neera*. At that time, safety belts were distributed to some coconut sugar producers, although not all received it. Unfortunately, the safety belt was not successful because the farmers felt they were cumbersome and time-consuming to use, and for that reason, the process of tapping *neera* has not changed for decades.

Furthermore, a new species of tree has been introduced called *genjahentok* in an attempt to reduce the number of workplace accidents. This tree is only a few meters tall, so it is far safer because little or no climbing is required. They are so small that they can also be tapped by the females, who do not traditionally tap the larger trees. At the beginning of the program, 16,500 of the new smaller coconut trees were distributed to 23 farmer groups. The following year, while other 85 farmer groups received 85,000 coconut sugar stems, which grew to 500,000 stems in 2017.In term of credit provision, it is a relatively straightforward process because it is easy to obtain credit from national and local banks. Farmers are required to present a certificate that shows they are a coconut sugar producer, and the credit applications are quickly approved without a complicated process.

Even though various extension programs and policies to improve the capabilities and safety of the coconut sugar farmers have been implemented by the local government and related parties, it seems that these efforts have not made the coconut sugar industry enticing, profitable, or desirable, particularly for young people (Lpplsh, 2019). However, farmer regeneration is still the main issue in this industry. The different

© 2020 Global Journals

programs and policies of the local government and related parties are described in the below table:

Table 4: The supporting programs on rural coconut sugar industry development in Banyumas

Type of programs	Involved parties	Activities	Output
Penderes card Program	Local government, the Cooperative of Nira Satria	Providing work accident insurance for coconut sugar farmers	Some coconut sugar farmers have work accident insurance and a small number of them used it
Routine training	Dinperindagkop Banyumas, Unsoed, the Ministry of Industry, the Bank of Indonesia	Training program for coconut sugar farmers and the labor of rural coconut sugar industry to improve quality and quantity of coconut sugar production	Improvement of quality and quantity of coconut sugar
Safety belt	Local government, Dinperindagkop	Dissemination and provision of safety belts to tap the *neera*	Some coconut sugar farmers have safety belt
New variety (*Genjah Entok*)	Local government, the Cooperative of Nira Satria, PT Integral Mulia Cipta	Launched the local of the superior coconut tree to reduce the number of workplace accidents.	A small number of coconut sugar farmers have that new variety of coconut tree
Plastic *pongkor*	the Cooperative of Nira Satria, PT Integral Mulia Cipta	Dissemination of a new type of a bucket for placing *the neera*	Some coconut sugar farmers have used plastic *pongkor*
Extension	Dinperindagkop Banyumas, The Cooperative of Nira Satria, PT Integral Mulia Cipta	Providing an extension program for coconut sugar farmers based on an invitation from related stakeholders	Knowledge and network improvement of coconut sugar farmers
Loan provision	Bank of Republic of Indonesia, Bank of Regional Development	Providing loan for coconut sugar farmers	Loan for some coconut sugar farmers

Source: Dinperindagkop Banyumas, the Cooperative of Nira Satria and some interview results with coconut sugar farmer in Banyumas Regency , 2019

V. Conclusion

This article concludes that the rural coconut sugar industry in Banyumas has experienced various stages of development. The establishment of cooperatives and the presence of larger suppliers have allowed producers to expand into overseas markets. Price transparency means that the system is fairer because the *warungs* no longer determine the price. In Banyumas, there is no generic coconut sugar management model in place. The business relationship between coconut sugar farmers and tree owners depend on the individual agreements between both parties.

The main problem facing the rural coconut sugar industry in Banyumas is farmer recruitment. Currently, the younger generation is reluctant to work in this business because to become a coconut sugar farmer is very risky, and the potential income is limited. The government have implemented various extension programs and policies to improve safety standards and the quality of coconut sugar. However, despite these policies, coconut sugar farmers are often sceptical and reluctant to take part in government programs due to a lack of trust in their effectiveness and implementation.

References Références Referencias

1. BPS (Badan Pusat Statistik) Provinsi Jawa Tengah [Central Bureau Statistics, Central Java Province]. 2017. *Provinsi Jawa tengah Dalam Angka 2014* [Central Java Province in Figures 2017]. Semarang: BPS–Statistics of Central Java Province.
2. BPS (Badan Pusat Statistik) Provinsi Jawa Tengah [Central Bureau Statistics, Central Java Province]. 2017. *Provinsi Jawa tengah Dalam Angka 2014* [Central Java Province in Figures 2017]. Semarang: BPS–Statistics of Central Java Province
3. Cilongokkec. (2018). http://cilongokkec.Banyumaskab.go.id/page/14809/gula-kelapa (Coconut Sugar). Accessed 24/1/2019

© 2020 Global Journals

4. Dinperindagkop (Archive of the Office of Industrial, Trade, and Cooperative of Banyumas Regency) (2019).
5. Geist, M.P.; B.F. Sharf; E.B. Ray. (2003). *Communicating Health: Personal, Cultural, and Political Complexities, California*: Wadsworth/ Thomson Learning.
6. Hickey, Sam & Bracking, Sarah. (2005). "Exploring the Politics of Chronic Poverty: From Representation to a Politics of Justice?," *World Development*, Elsevier, 33(6), 851-865.
7. LPPS LH. (2019). http://www.lppslh.or.id/artikel/' gula-kelapa-banyumas-riwayatmu-kini-dan-nanti' (Banyumas Coconut Sugar, YourHistory Now-and Later.)/. Accessesd 28/1/2019.
8. Miles, & Huberman. (2002). *The Qualitative Research's Companian.* Sage Publishing. India. https://doi.org/10.4135/9781412986274
9. Morgan, J. (1998). *Bound-Risk:*The Mujeres De Yucatan Por la Democracia. Sex Roles: *A Journal of Research* 39 (7-8): 515-537. ttps://doi.org/10. 1023/A:1018835428945
10. Patton, M. Q. (1987). *How to use qualitative methods in evaluation.* Newbury Park, CA: Sage
11. Perkebunan.litbang (2019). http://perkebunan. litbang.pertanian.go.id/wp-content/uploads/2015/ 09/MU-5-Bupati-Banyumas.pdf. Prosiding Konferensi Nasional Kelapa VIII. Perkembangan Aneka Industri Berbasis Kelapa di Kabupaten Banyumas' (Proceedings of the National Coconut Conference VIII. The Development of Various Coconut Based Industries in Banyumas Regency). . Accessed 22/1/ 2019.
12. Prastyanti, Shinta, Subejo., M. Sulhan. (2018). Poverty: A Never-Ending Homework in Rural Development. *Academic Research International* 9 (3), 124-134.
13. Suaramerdeka, 2019. http:/www.suarameredeka. com. Accessed 20/2/2019 ''

© 2020 Global Journals

This page is intentionally left blank

© 2020 Global Journals

Global Journal of human-social science: H Interdisciplinary
Volume 20 Issue 2 Version 1.0 Year 2020
Type: Double Blind Peer Reviewed International Research Journal
Publisher: Global Journals
Online ISSN: 2249-460x & Print ISSN: 0975-587X

Death Territories: Visibility of Juvenile Residents of Porto Alegre who were Victims of Homicide in 2015, 2016, 2017 and 2018

By Ana Paula Motta Costa, Betina Warmling Barros, Giovanna da Silva Araujo & Victória Hoff da Cunha

Abstract- The paper aims to map the homicides that victimize individuals residing in Porto Alegre between the years 2015 and 2018, identifying their main characteristics, as well as the neighborhoods where they lived and died. Based on data from the Mortality Information System (SIM) provided by the Municipal Health Department, the paper analyzes the profile of the victims in relation to age, gender and race. The QGis software was used to map the life and death sites of the murdered youth, aged between 15 and 29 years. Thus, it was possible to reaffirm the idea that homicides mainly victimize young black males. However, the age curve showed a peak of victims between 15 and 19 years old, which was not a reality a decade ago. In addition, it was noted the proportional decrease of white victims, as well as a greater women representation. Finally, in relation to life and death places, while there is a strong concentration in the neighborhoods Rubem Berta, Restinga, Santa Tereza, Sarandi and Lomba do Pinheiro, it was also possible to verify a growing territorial homicides spread.

Keywords: *youth; homicide; violence; maps; territory.*

GJHSS-H Classification: *FOR Code: 160899*



Strictly as per the compliance and regulations of:

© 2020. Ana Paula Motta Costa, Betina Warmling Barros,Giovanna da Silva Araujo & Victória Hoff da Cunha. This is a research/review paper, distributed under the terms of the Creative Commons Attribution-Noncommercial 3.0 Unported License http://creativecommons.org/licenses/by-nc/3.0/), permitting all non-commercial use, distribution, and reproduction in any medium, provided the original work is properly cited.

Death Territories: Visibility of Juvenile Residents of Porto Alegre who were Victims of Homicide in 2015, 2016, 2017 and 2018

Ana Paula Motta Costa [α], Betina Warmling Barros [σ], Giovanna da Silva Araujo [ρ] & Victória Hoff da Cunha [ω]

Abstract- The paper aims to map the homicides that victimize individuals residing in Porto Alegre between the years 2015 and 2018, identifying their main characteristics, as well as the neighborhoods where they lived and died. Based on data from the Mortality Information System (SIM) provided by the Municipal Health Department, the paper analyzes the profile of the victims in relation to age, gender and race. The QGis software was used to map the life and death sites of the murdered youth, aged between 15 and 29 years. Thus, it was possible to reaffirm the idea that homicides mainly victimize young black males. However, the age curve showed a peak of victims between 15 and 19 years old, which was not a reality a decade ago. In addition, it was noted the proportional decrease of white victims, as well as a greater women representation. Finally, in relation to life and death places, while there is a strong concentration in the neighborhoods Rubem Berta, Restinga, Santa Tereza, Sarandi and Lomba do Pinheiro, it was also possible to verify a growing territorial homicides spread.

Keywords: youth; homicide; violence; maps; territory.

I. Introduction

"Porto Alegre is listed among the most violents cities in the world" is the headline of the paper with largest circulation in Rio Grande do Sul, in april 2nd, 2017. The report presents research data conducted by Igarapé Institute and published in the newspaper The Economist. Since the end of 2016, several news reports gave a scenario of vertiginous increase in the episodes of lethal violence in the state capital of Rio Grande do Sul, with emblematic cases that even caused changes in city administration, for example, with the beginning of the work of Nacional Force in aid to the Military Police since august of 2016 to march of 2018.

There still are many gaps in the comprehension of the phenomenon of increase in violent mortality in the city. Despite the existence of important initiatives, such as the RBS Group electronic platform "X-Ray of Violence", there is a lack of research to understand who are the individuals most affected by the increasing number of homicides, and especially their distribution in the city's territory. Thus, the present article traces some first considerations about these issues, as it intends to build the profile of the residents of Porto Alegre who were victims of homicides, identifying the neighborhoods in which they lived and the places where the homicidal events occurred in the years of 2015, 2016, 2017 and 2018.

It is important to notice that this research differs from most homicide researches, as it seeks to ascertain who were the young homicide victims living in Porto Alegre, where they lived and where they died. Thus, the largest sample concerns young residents of the city who are victims of this type of violent mortality, no matter where the homicidal event occurred. As will be seen, the vast majority of events also took place in Porto Alegre, but there are cases where young residents of the city were killed in other municipalities.

The choice for this sample is justified since no previous research concerned with assessing the profile of homicide victims in Porto Alegre was identified, but only investigations with reference to violent events in the city. Therefore, it was not possible to know if the residents of the city were victims of this type of violent lethality also in the geographic circumscription of the municipality, or if the events violated these territorial limits. Thus, a major innovation of the present study concerns the attempt to evaluate a correspondence between place of residence and place of death of young people, identifying the extent to which residents of Porto Alegre are murdered in the city itself, or in various other locations, as well as as the spatial distribution of these occurrences.

Regarding the risk profile, one hypothesis that guides the present study shows that young men represent the majority of victims of this type of violent death, in addition to the presence of a racial factor that increases the proportion of blacks in total homicides compared to the racial distribution of the city's population. Regarding localities, it is also believed that a restricted number of neighborhoods in Porto Alegre will be identified as a place of death by the majority of youth homicides.

To fulfill the proposal, the research used data collected and organized by the Mortality Information System (SIM), linked to the Health Department of Porto Alegre (SMSPA). To gain access to information, the research was conducted for eight months at the UFRGS Research Ethics Committee (CEP-UFRGS) and the SMSPA Ethics Committee. The first submission of the project to CEP-UFRGS was on 14/07/2017 and the approval opinion was released on 09/14/2017. After

Author α: e-mail: anapaulamottacosta@gmail.com

© 2020 Global Journals

approval by the university committee on the same day, the SMSPA Committee was included as a co-participant institution, with an opinion released on 02/22/2018. Later on, two amendments were submitted in 06/07/2018 and 04/11/2019, in order to complement the research with data from 2017 and 2018, with the opinion of approval published in 07/10/2018 and 05/13/2019. Thus, researchers were granted access to the database of SIM, that served as the main source of this paper, and was used as it follows.

II. Methodology

In order to better establish the recent panorama of youth homicides in the city of Porto Alegre, especially its location in the city territory and the more detailed profile of its victims, primary data were sought through the Mortality Information System (SIM). The source used, therefore, is from several studies in the area of violence, as primary data are available nationwide and with standardized cataloging procedures (PROVENZA, et al, 2017, p. 300). Database analysis was performed using the IBM SPSS (Statistical Package for Social Sciences) program.

The database of 2015, which includes all deaths occurred with residents of Porto Alegre, represent a total of 11.454 deaths, from natural or unnatural causes. By using the SIM Data Dictionary, it was possible to identify the variables and their values. The CIRCOBITO variable from the SIM database indicates the probable circumstance of unnatural death, separating these types of violence into five values: accident; suicide; murder; others and ignored. Homicide deaths were selected, generating a new database of 678 homicides. In 2016, the total number of deaths was evaluated in 12.556, including natural causes and unnatural causes. After the selection of homicides, a total of 803 victims were found. In 2017, the total number of deaths reached 11.971, of which 661 were classified as homicides. Regarding the year of 2018, the total number of deths was 12,209, of which 517 were classified as homicides.

Subsequently, the database was divided into three criteria: age, gender and identification as white or non-white. The last stage of the research, then, consisted in the analysis of the place of life and death of young people residing in Porto Alegre from the construction of cartographic representations indicating such territorial distribution. Before entering the results of the analyzes performed, it is important to return to the data presented in other researches regarding homicides in Porto Alegre.

In this sense, the idea of making a homicide map of the city is not unprecedented, and was also the object of a relevant research published in 2010, in which a Social Cartography of Homicides was conducted in Porto Alegre from 2002 to 2006 (RUSSO; SANTOS, 2010). As some studies had already shown to be the profile of victims of violent lethality in Brazil young, black man, residents of deprived areas (MINAYO & SOUZA, 2003; LEMGRUBER, 2006), Santos and Russo ratify this conclusion in respect to Porto Alegre (2010, p. 213). According to the authors, in 2006, the city had a homicide rate of 30.9 per 100,000 inhabitants, representing the seventh highest death rate, two percentage points below the national average (RUSSO; SANTOS, 2010, p. 214).

In a specific study on homicides and youth in Brazil published in 2013, it was shown that the city of Porto Alegre, between 2001 and 2011, maintained its homicide rate of the total population in a certain pattern, reaching the minimum rate in 2006 (35.5 homicides per 100 thousand inhabitants) and the maximum rate of 47.3 in 2007 (WAISELFISZ, 2013, p. 48). The rate of change for the period was only 1.3%. However, with regard to the specific homicide rate of the young population, the variation reached 18.3% in the same period, with a rate of 114.4 homicides per 100,000 inhabitants in 2007 (ibidem, p. 57).

Regarding the most recent scenario, it is noted that data published in 2018 by the Public Safety Yearbook (FBSP, 2018) show that in the city of Porto Alegre, in 2015, 744 homicides were committed. In the same year, the rate of 52.9 Intentional Lethal Violent Crimes per 100,000 inhabitants is reached. In relation to the year of 2016, there is an important divergence. In a first publication, the homicides of the capital of Rio Grande do Sul in 2016 added up to 908 victims (FBSP, 2017). In the following year's publication, there is a revision of the data that reduces the amount to 785 homicides (FBSP, 2018).

In 2017, the data indicate the occurrence of 670 homicides, representing the rate of 46,3 Intentional Violent Deaths per 100,000 inhabitants. In 2018, the data indicated 536 homicides, representing 37,2 Intentional Violent Deaths per 100,000 inhabitants (FBSP, 2018; 2019). It is valid to consider that the data source of such publication is the State Secretariats of Public Security and / or Social Defense, the Brazilian Institute of Geography and Statistics (IBGE) and the Brazilian Forum of Public Security, and not the Mortality Information System (WAISELFISZ, 2013, p. 15).

Thus, in a primary analysis, it is possible to verify an increase in homicides in the city of Porto Alegre in the last decade, quite significantly, especially compared to other important capitals of the country, such as Rio de Janeiro. In this city, known by common sense as a place with high rates of violent lethality, it was found a rate of 42.3 homicides/100 thousand inhabitants in 2006, that is, well above the 30.9 of the state capital at the time. However, according to the FBSP, in 2015, the rate for Intentional Violent Deaths of the capital of Rio de Janeiro was 19.4 in 2015, 30.0 in 2016, 32.7 in 2017, and 29,7 in 2018 (FBSB, 2017; 2018; 2019). Porto Alegre presented rates of 52.9, 55.8, 46,3

© 2020 Global Journals

and 37,2 in the respective years (FBSB, 2017; 2018; 2019).

Given that the data that will be presented and discussed in this paper come from SIM, this research identified some distortions in relation to the data published by the Public Safety Yearbook. Thus, according to SIM, in 2015 the absolute number of homicides in the city of Porto Alegre was 625, while in 2016 it was 746 victims. In 2017 there was 601 homicide victims of homicide. Finally, in 2018, there was 517 homicides in the municipality. Regarding homicide rates per 100,000 inhabitants, the Population Estimates provided by the Economics and Statistics Foundation (FEE, 2015; 2016; 2017) led to the following rates:

Table 1: Homicides per 100 thousand inhabitants

	Homicides in Porto Alegre (SIM)	Population (FEE)	Rate per 100 thousand inhabitants
2015	625	1.465.428	42,6 homicides/100 thousand inhabitants
2016	746	1.464.231	50,9 homicides/100 thousand inhabitants
2017	601	1.468.301	40,9 homicides/100 thousand inhabitants

As already stated, the objective of this research is to outline the profile of young homicide victims living in Porto Alegre, which is slightly different from the analysis taken up to date. In the next topics, the analysis will be based on the total amount of homicides victimizing youths living in Porto Alegre.

III. Data Analysis

a) Analysis Parameters (2015-2016)

i. *Age*

The first parameter of analysis concerns the age of homicide victims residents of the city of Porto Alegre between 2015 and 2018. Limiting to the age group that corresponds to the legal concept of youth, as provided by the Youth Statute (Law 12.852 of 2013) in its art. 1, § 1, a first selection was made in order to better investigate how homicide deaths were distributed among people between 15 and 29 years old. The choice for this age group, in addition to respecting the legal definition, was based on an understanding that intends to amplify the idea of youth as much as possible, including the beginning of adolescence and extending the analysis to the onset of adulthood.

Thus, out of a total of 678 homicides in 2015, 351 occured in this age group, representing around 51.80% of the total number of deaths by homicide. In 2016, the representation of youth in all homicides increases to 58.0%, with 466 young people out of a total of 803 homicide victims. In 2017, out of 666 homicides, 361 were young people, representing 54.6% of the total amount. Finally, in 2018, out of 517 homicides, 283 were young people, representing 54.7% of all homicide victims.

© 2020 Global Journals



Source: SIM/Porto Alegre Health Department; self elaboration.

Graph 1: Homicides of young people living in Porto Alegre in 2015 to 2018

As can be seen from the graph above, in addition to the increase in the proportion of young people in relation to total homicides, there are two ages in which the increase from one year to the next is substantial. Thus, at the ages of 16 and 18, there was an increase of more than 20 homicides from one year to the next, a growth that occurred in almost all age groups, except the ages of 14, 17 and 28 years. In 2015, the critical age group remained between 17 and 21 years old; In 2016, there is a "backward" shift, that is, the critical period starts at 16 and extends to 21 years. In that year, there was also a second problematic range of homicide increases between 25 and 27 years. In 2017, the homicide peaks are at 21, 23 and 28 years, with a significant fall in the age group between 24 and 26 years. Finally, in 2018, the critical period is from 17 to 19 years, with a significant fall in the age group between 24 and 25 years. At the other ages, an alternation in increases and decreases occurs each year, without being possible to identify a pattern in these occurrences.

To perform a temporal comparison, we used the data presented in the study by Santos and Russo (2010). It is noted that the representation of youth in the total amount of violent deaths in the city of Porto Alegre seems, in recent times, to be more important than it was in 2006, when the highest percentage of homicide victims was concentrated in between 25 to 34 years old (28.7%), followed by the 35 to 49 (24.6%) age group (RUSSO; SANTOS, 2010, p. 219). Thus, homicides between 15 and 24 years old at the time represented 34% of the total number of victims. Ten years later, the same age group corresponds to 43.1% of the total amount:

© 2020 Global Journals

Table 2: Age range of homicide victims in Porto Alegre (2006, 2015, 2016 and 2017)

Age range	% of total homicides in Porto Alegre				
	2006*	2015	2016	2017	2018
Up to 14 anos	1,8	2,7	1,7	0,8	1,4
15 to 19 years	12,5	18,7	21,9	18,1	18,8
20 to 24 years	21,5	19,2	21,2	19,5	19
25 to 34 years	28,7	29,6	26,8	29,5	28,8
35 to 49 years	24,6	20,3	18,2	23,8	23,4
50 to 59 years	6,2	5,6	5,2	3,9	4,1
More than 60 years	3,9	3,3	4,8	4,6	4,4

*Source: SIM/Porto Alegre Health Department; * SANTOS; RUSSO 2010, p. 219*

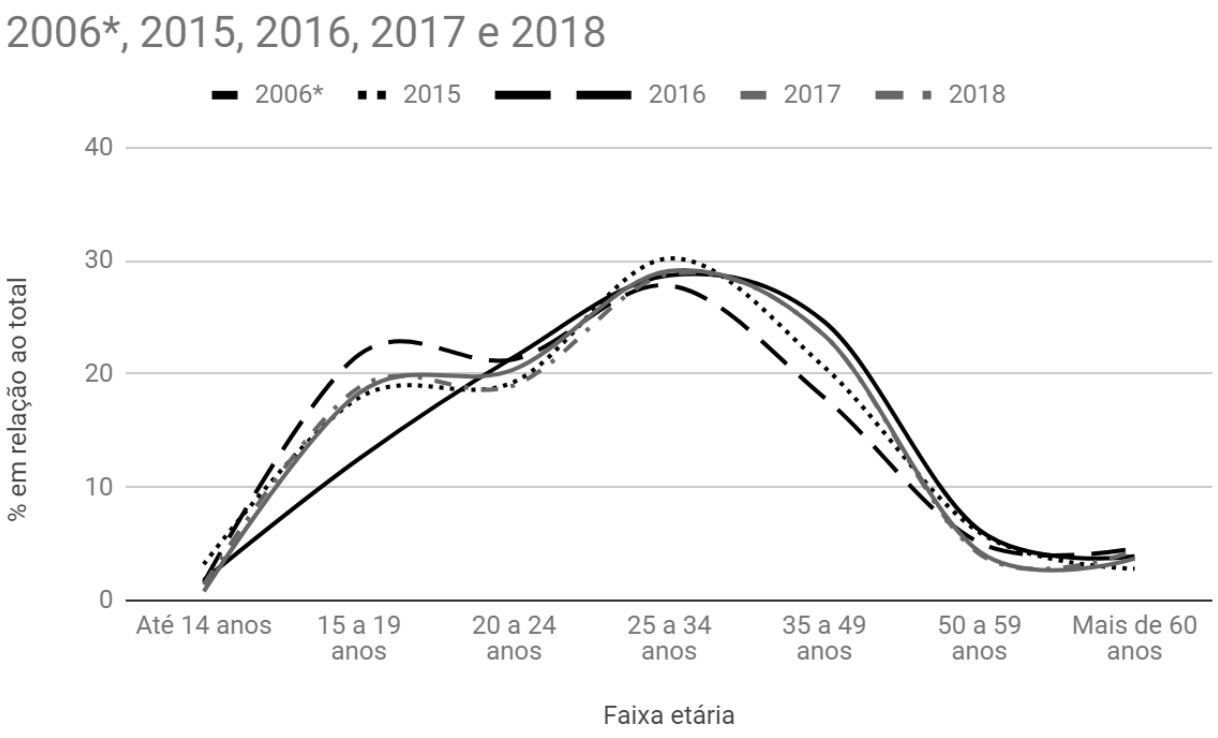

*Source: SIM/Porto Alegre Health Department; * SANTOS; RUSSO 2010, p. 219; self elaboration.*

Graph 2: Age group of homicide victims in Porto Alegre (2006, 2015, 2016, 2017 and 2018)

© 2020 Global Journals

The line graph above shows a significant change in the distribution of homicides of residents in Porto Alegre ten years after the research published by Santos and Russo. In the period analyzed, the normal curve of the graph deforms, and starts to show an important peak in the age group of 15-19 years. Thus, although data show that homicides continue to be more representative in the age group between 25 and 34 years, recent years present a new picture that anticipates to a much earlier period of occurrence of these deaths.

ii. *Sex*

Regarding the data from 2015, it is clear that there was a substantial difference in the frequency of homicides between young men and women. Of the 351 juveniles living in Porto Alegre who were victims of homicide, only 18 were female juveniles, representing 5.1% of the total amount of homicides. Homicides of young men living in the city of Porto Alegre amounted to 333 cases, corresponding to 94.9% of all deaths by homicide.

In 2016, there was an increase in the total amount of homicide cases in the age group studied - from 351 to 466 cases -, but also maintaining the highest incidence of homicides among young men. Only 33 corresponded to the death of female youth, representing 7.1% of all homicides, still much lower than the representation of male youth, equivalent to 92.9% of all homicide cases.

In the following years, there is a certain decrease in the number of violent deaths in the city. In 2017, out of the 361 youth homicides that occurred, 37 correspond to female juvenile deaths, representing 10.3% of the homicides in the period, which is equivalent to double of the percentage observed in 2015. Among male youth, there were 324 cases of homicide in 2017, representing 89.7% of all deaths. In 2018, it is possible to further observe the decrease in the amount of violent deaths in general. Of the 283 homicides, 27 victimized female youth, representing 9.5% of all homicides. The number of homicides among young males, in turn, corresponded to 256 cases, representing 90.5% of all deaths.

The victimization of young men in Porto Alegre is partly aligned with the general pattern observed in Brazil, as the absolute majority of homicide deaths in this age group occur among males. The Atlas of Violence of 2018 points out that, of the 33.590 juveniles who were murdered in Brazil in 2016, 94.6% were male, representing a 7.4% increase rate from 2015 (FBSP 2018). The homicide rate among young men per 100,000 juveniles also reflects an increase from 2014: between 2006 and 2013, the rate remained around 70, rising to 93.5 (2014), 97.8 (2015) and 113.4 (2016).

iii. *Race*

The difference in lethality between black youth and the rest of the population is not only an old problem, but one that has increased in the last decade (CERQUEIRA; COELHO, 2017). Whereas between 2006 and 2016 there was a 23.1% growth in the black homicide rate, the mortality of non-black individuals decreased 6.8% (CERQUEIRA, 2018, p. 33). In 2016, for example, the homicide rate of black people was two and a half times higher than that of non-black people (16.0% against 40.2%) (CERQUEIRA, 2018, p. 40).

Young black males continue to be murdered every year as if they were in war. At 21 years old, when there ir a peak in the chances of a person being murdered in Brazil, black people are 147% more likely to be victims of homicides (CERQUEIRA; COELHO, 2017, p. 9). According to the Juvenile Violence Vulnerability Index (2017), in 2015, black youth is, on average, 2.71 more likely to die from homicide than white youth in the country, and in Rio Grande do Sul the relative risk of young black people being victims of homicide, in relation to young white people, is 1.3 (FBSP, 2017, p. 27).

Although Porto Alegre's population is predominantly white - 79.23% of the population is white, 20.24% black, 0.29% yellow and 0.23% indigenous people - from the analysis of the graphs it is possible to observe that the incidence of homicides among the young black population is representative, and tends to grow. In 2015, the percentage of young black residents of the city who were victims of homicide was 36.1%. In 2016, the rate reached 40.3%, while in 2017 it reached 46.5%. Finally, in 2018, the rate was 47,1%.

© 2020 Global Journals

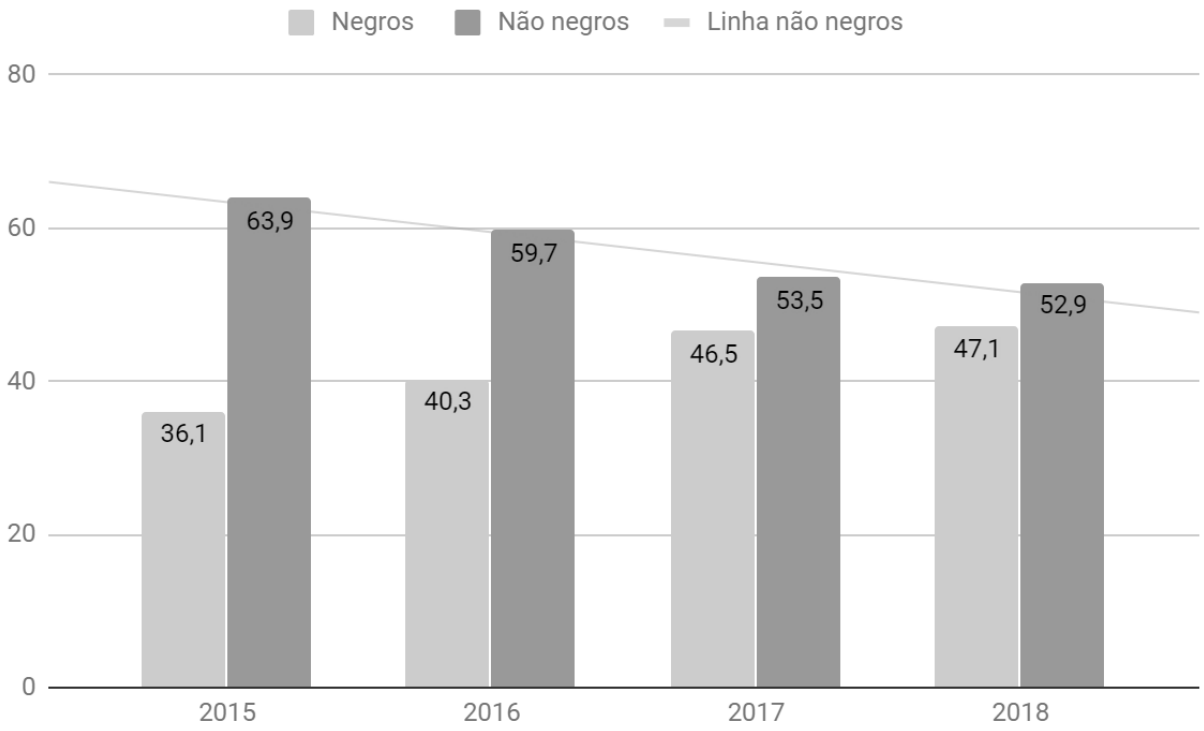

Source: SIM/Porto Alegre Health Department; self elaboration.

Graph 3: Percentage of young black and non-black homicide victims

Thus, there are two trends verified from the collected data expressed in the following graph. The upward curve of black representation in relation to the homicide set of young residents of Porto Alegre is accompanied by a downward curve of male representation in all victims.

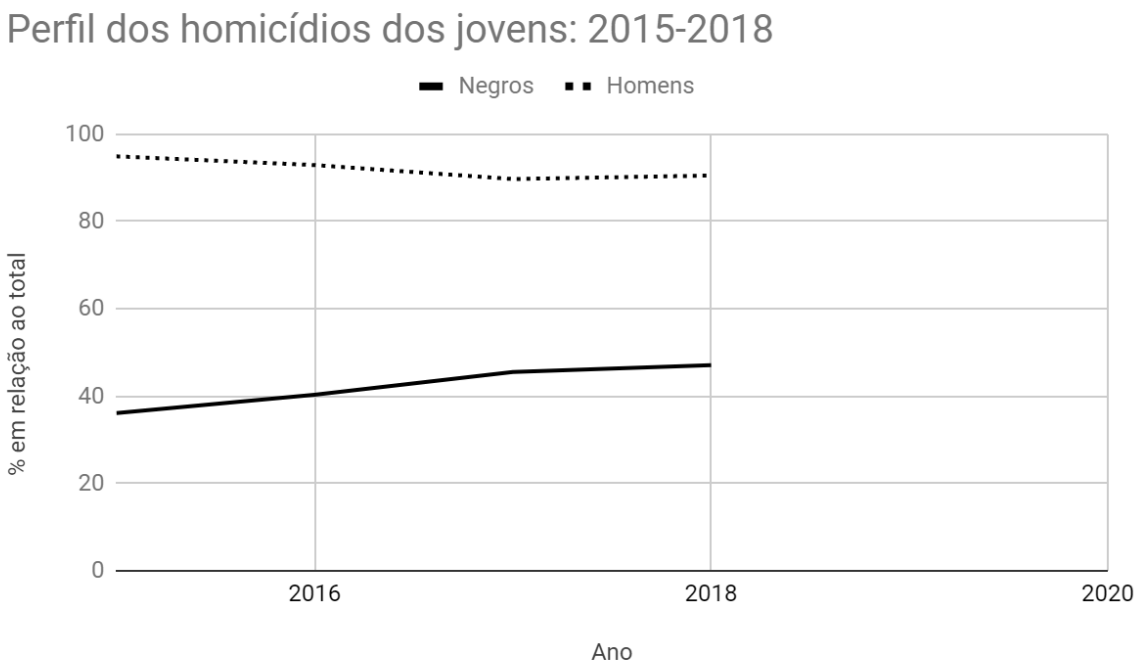

Graph 4: Profile of homicides of youth living in Porto Alegre

© 2020 Global Journals

b) Who dies the most

The higher incidence of homicides in the young population is not really new in the field of brazilian Sociology of Violence. If, as has been shown extensively, the age group that commits the most lethal violence is young people, it seems possible to generalize to state that these are substantially young men killing young men (DIRK; MOURA, 2017, p. 4). This process of lethal victimization of youth in the brazilian scenario began in 1980, and has gradually established itself as one of the main obstacles to the advancement of minimum public safety levels in the country (CERQUEIRA, 2017, p. 25).

Thus, the study Map of Violence (2013) already stated that youth homicide rates did not keep pace with advances in violence prevention policies, increasing from 42.4 per 100,000 youth in 1998 to 52.4 / 100,000 in 2013. (WAISELFISZ, 2013, p.11). Of all causes of mortality, those called external causes accounted for 73.2% of juvenile deaths in 2011 (ibid., P. 20), with homicide being the main cause responsible for this scenario. Thus, only in the Federative Unit of Rio Grande do Sul, the data shows a 34.5% increase in homicides of people between 15 and 29 years old, from 2005 to 2015 (CERQUEIRA, 2017, p. 27).

The explanations to the phenomenon are many and, as the present study does not intend to state the reasons of the phenomenon, but only to present an outlook of the profile of homicide deaths in the city of Porto Alegre, it would not fit here to expose all possible interpretations for such scenario. However, it is noteworthy that the characteristics that compose the profile of young homicide victims living in the capital, together with the locality of life and death of such victims, enable to trace some indications of possible reasons that explain the increase in youth homicides in Porto Alegre in recent years.

Regarding the higher incidence of death among young men, gender is pointed out in several studies as a socio-demographic characteristic that has a higher relationship with the incidence of homicides (SOARES, 2000). Several reasons can be attributed to the higher number of violent deaths among men compared to women, some of them being the premise that men generally commit more violence than women (SOARES, 2008); or that boys would be subjected to less social control than girls, which would contribute to greater involvement in crime-related activities (HIRSCHI, 1969); also, due to the "socialization by violence", man feel the need to "neutralize" other man affirm their own masculinity (WALTER-LANG, 2001).

The data shows that the ones who still die the most are young men. However, this tendency was already expected, given several other studies that have already pointed to the same phenomenon at regional and national levels. A less expected trend that deserves attention is the percentage increase in young women being murdered. Such phenomenon is still little explored and needs further debate. According to the Atlas of Violence (2018), the increase in the number of women being murdered can already be understood as a trend in Rio Grande do Sul, with a 90.1% increase in murder cases in just 10 years (2006-2016), with the highest number of cases reported in 2014 (250 cases), 2015 (284 cases) and 2016 (308 cases). The same study attributes the cause to femicide, highlighting sexual assault followed by death and homicide in domestic environments. The study, however, does not rule out the existence of other causes to the phenomenon, such as a greater participation of woman in drug traffic.

Regarding the race of those who die the most, the concentration of deaths affecting the black population undermines the often defended myth of "racial democracy". According to this idea, discrimination by skin color would be something irrelevant, that would not block opportunities, prohibit careers or increase the chances of black individuals being murdered in Brazil (COELHO; CERQUEIRA, 2017, p. 7). According to the Atlas of Violence (2018), in 2006 the homicide rate of black people per 100 thousand inhabitants in Rio Grande do Sul was 19.1, showing a growth over the years, reaching in 2016 a 36.8 rate. When analyzing the non-black homicide rate per 100,000 inhabitants, in 2006, Rio Grande do Sul reported a 17.6 rate, and only a 26.2 rate in 2016 (CERQUEIRA, 2018). Thus, although the population from Rio Grande do Sul is predominantly white, the increase in homicide deaths in the last decade has concentrated on the black population of the region.

In the case of homicides of blacks and juveniles, it is clear that the differences in lethality against African descendants are widened in the youth period. According to the Youth Vulnerability to Violence Index, in 24 brazilian Federation Units, the chance of a young black man dying is greater than that of a white juvenile (LIMA; et. Al, 2017, p. 28). It is evident how racial inequality is a key factor in understanding how violence in the youth period manifests itself in Brazil.

Sinhoretto and Morais, in a paper on violence and racism in Brazil, state that the analysis of available data on the phenomenon of violent death shows that the racialization of black youth operates the dehumanization of subjects, making their death plausible and inconsequential (2018, p. 24). Going further, Cerqueira and Moura conclude that the search for explanations of violent deaths in youth cannot neglect racism, claiming that beyond physical extinction there are thousands of symbolic deaths behind the loss of opportunity and personal growth, that many individuals suffer only because the color of their skin (2014, p. 82). They are materially and symbolically lost lives in the face of racism in Brazil.

© 2020 Global Journals

c) *Place of life and death of youth*

In order to locate youth homicides in the territorial space of the city of Porto Alegre, maps were developed as illustrative instruments of the neighborhoods a) where young homicide victims live; b) in which homicides occur. The maps were produced using the Open Source Geographic Information System (GIS), identified as "QGIS", a free platform of the Open Source Geospatial Foundation (OSGEO) used to the development of thematic maps through the intersection between shapelife documents and quantitative data.

The maps produced through the program are able to geographically demonstrate the incidence of quantitative variables. This study used the shapelife provided by the Porto Alegre City Hall, through its official website, which expresses the spatial limits of the municipality, and its official division into 94 neighborhoods, according to Law 12.112/2016. Subsequently, it was possible to cross the shapelife and the quantitative data regarding places of residence and places death by homicide of young people living in the city of Porto Alegre (2015-2018), obtained from the Department of Health.

The software allowed the production of a series of maps demonstrating which neighborhoods had the highest and lowest concentrations of residences (living places) of young people murdered, as well as the neighborhoods where there was possible to observe the highest and the lowest incidence of homicides (places of death) in the period studied. It is noteworthy that the indexes used refer only to the distribution of absolute numbers of young homicide victims (both in relation to their place of residence and place of death), so that the rates produced that take into account proportion of young people in each territory.

Crossing shapelife with quantitative data required the production of a new table ("match table"), through which a common column could be established between the shapelife "attribute table" and the quantitative data table. This common element was the OBJECTID, which in the shapelife "attribute table" correspondence to the code of each delimited area in the shapelife map. The union between shapelife and quantitative data by matching the OBJECTID code of each map area allowed cross-checking of data that geographically demonstrated the incidence of places of residence and places of death of murdered youth.

The shapelife used had 128 divisions, while quantitative data obtained from the Porto Alegre Health Department were expressed in a division of 94 neighborhoods. Most of the code areas provided in the shapelife corresponded to the neighborhoods indicated in the data, but some adaptations were still needed, especially in relation to the "Arquipélago", "Jardim Itu-Sabará" and "Protásio" territories. Also, neighborhoods that did not match to any shapelife code areas, and where there were no youth homicide residences or deaths, were disregarded and represented by "0" in the match table, as well as the ignored data.

The result was the production of color gradient maps that reveal the concentration of victims' homes and homicide sites in each neighborhood of Porto Alegre. Such a gradient varies between black and white, so that each tone represents a concentration, classified as low (white), intermediate (light gray), high (dark gray), and very high (black). QGIS software itself defines natural breaks from the use of the jenks system. Natural breaks are defined from the numbers of concentrations found.

© 2020 Global Journals

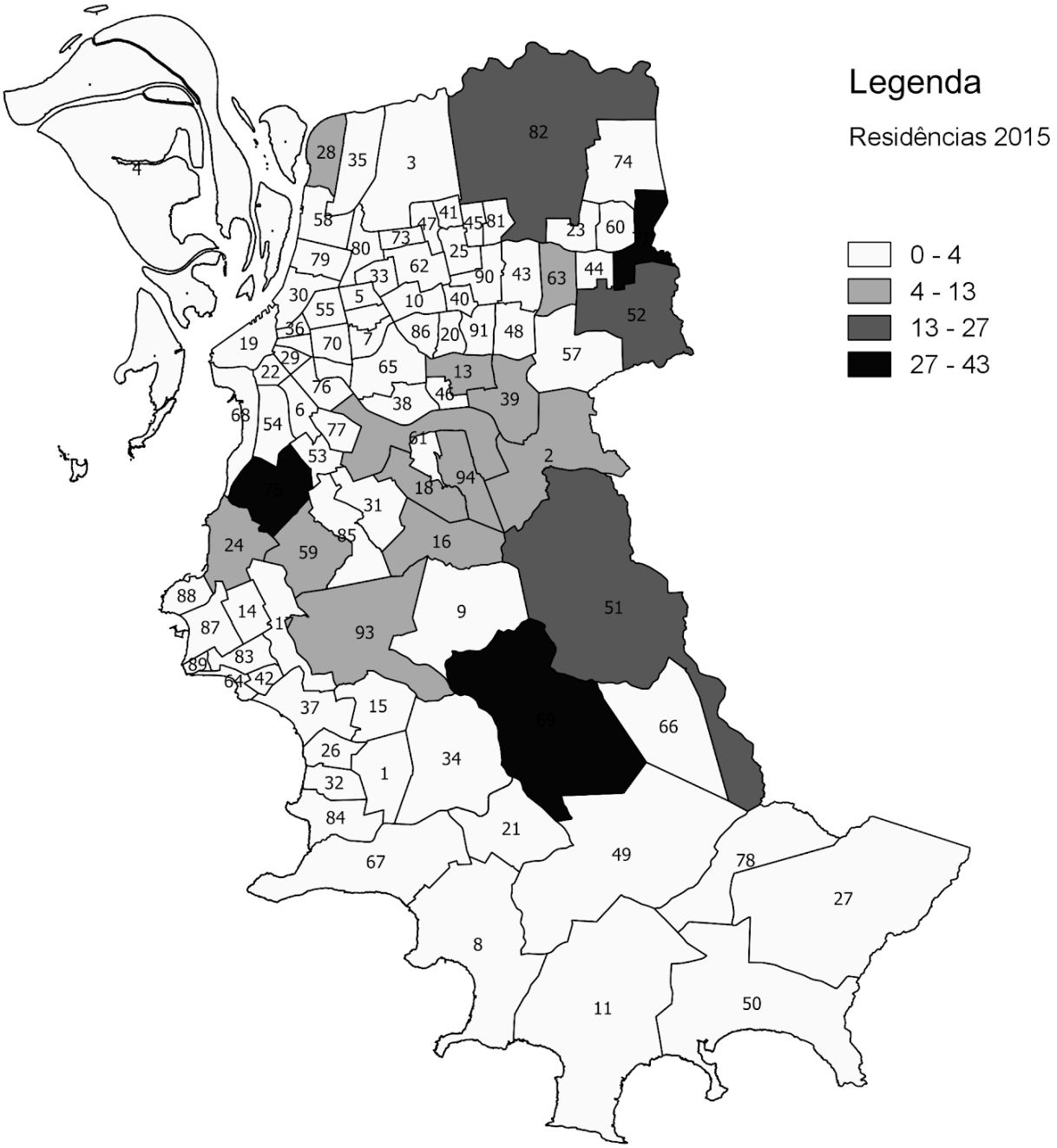

© 2020 Global Journals

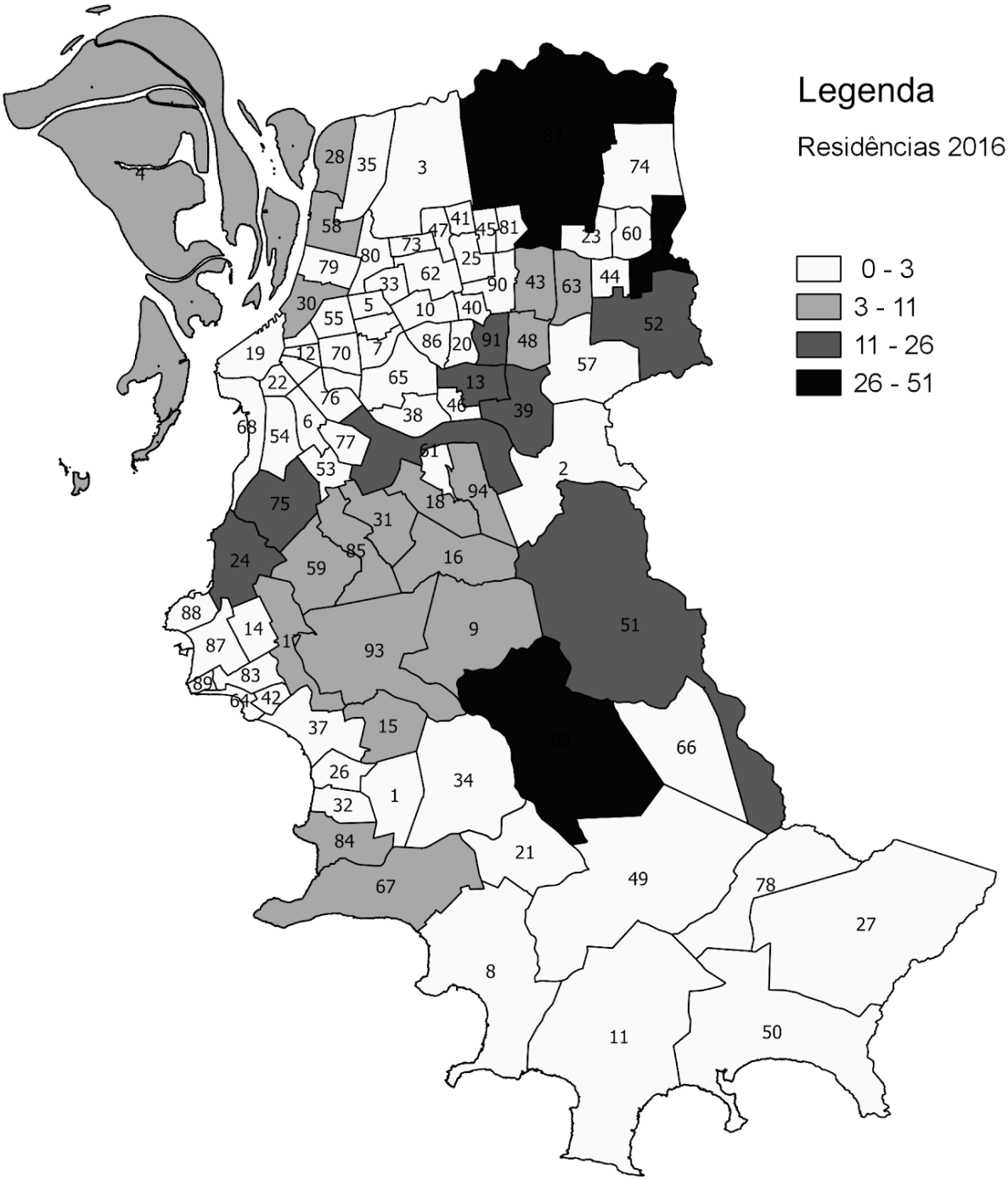

© 2020 Global Journals

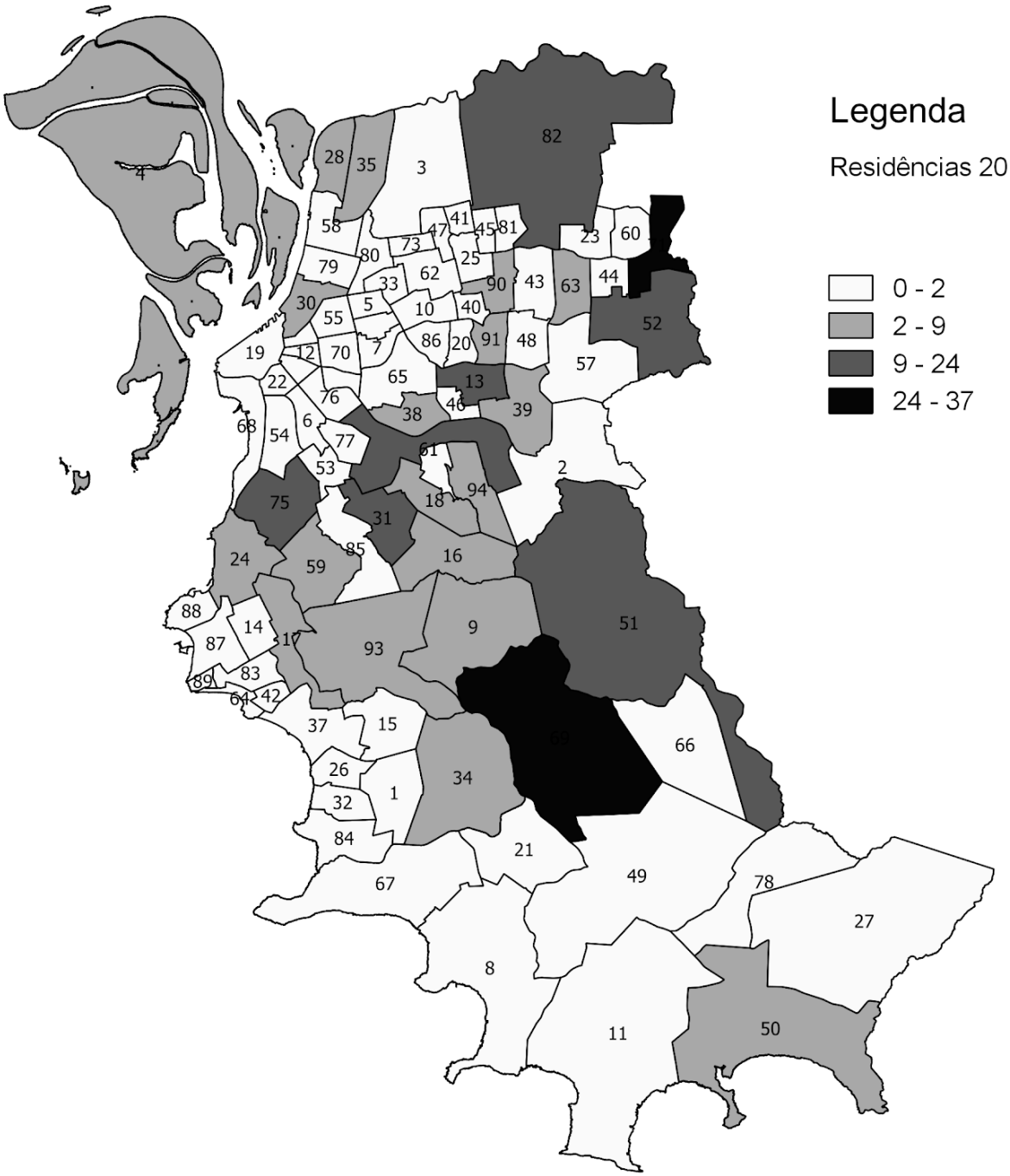

© 2020 Global Journals

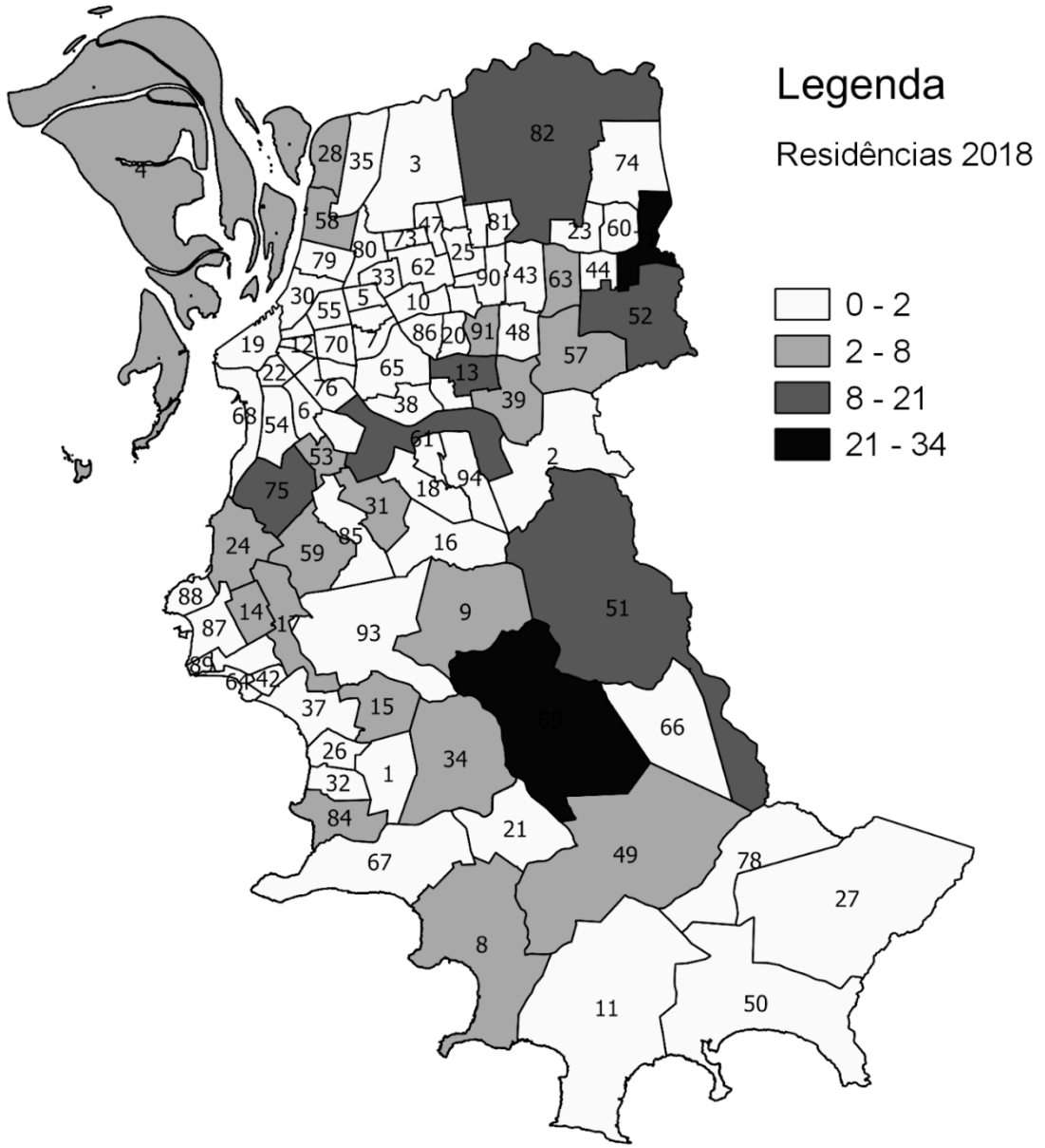

Image 1: Territories where young homicide victims reside

Table 3: Legend of the territories of Porto Alegre

Aberta Morros	1	Chapéu do Sol	21	Jardim Floresta	41	Partenon	61	São Sebastião	81
Agronomia	2	Cidade Baixa	22	Jardim Isabel	42	Passo das Areia	62	Sarandi	82
Anchieta	3	Costa e Silva	23	Jardim Sabará	43	Passo das Pedras	63	Sétimo Céu	83

© 2020 Global Journals

Arquipélago	4	Cristal	24	Jardim Leopoldina	44	Pedra Redonda	64	Serraria	84
Auxiliadora	5	Cristo Redentor	25	Jardim Lindóia	45	Petrópolis	65	Teresópolis	85
Azenha	6	Espírito Santo	26	Jardim do Salso	46	Pitinga	66	Três Figueiras	86
Bela Vista	7	Extrema	27	Jardim São Pedro	47	Ponta Grossa	67	Tristeza	87
Belém Novo	8	Farrapos	28	Jardim Itu	48	Praia de Belas	68	Vila Assunção	88
Belém Velho	9	Farroupilha	29	Lageado	49	Restinga	69	Vila Conceição	89
Boa Vista	10	Floresta	30	Lami	50	Rio Branco	70	Vila Ipiranga	90
Boa Vista Sul	11	Glória	31	Lomba do Pinheiro	51	Rubem Berta	71	Vila Jardim	91
Bom Fim	12	Guarujá	32	Mario Quintana	52	Santa Cecília	72	Vila João Pessoa	92
Bom Jesus	13	Higienópolis	33	Medianeira	53	Santa Maria Goretti	73	Vila Nova	93
Camaquã	14	Hípica	34	Menino Deus	54	Santa Rosa de Lima	74	São José	94
Campo novo	15	Humaitá	35	Moinhos de Vento	55	Santa Tereza	75		
Cascata	16	Independência	36	Mon't Serrat	56	Santana	76		
Cavalhada	17	Ipanema	37	Morro Santana	57	Santo Antônio	77		
Cel. Aparício Borges	18	Jardim Botânico	38	Navegantes	58	São Caetano	78		
Centro	19	Jardim Carvalho	39	Nonoai	59	São Geraldo	79		
Chácara das Pedras	20	Jardim Europa	40	Parque Santa Fé	60	São João	80		

© 2020 Global Journals

As observed, the maps of the places of residence and places of death of young homicide victims change over the time series analyzed. Regarding the distribution of victims' homes across the city, 6 neighborhoods emerge as the places where most of the young people lived: "Restinga", "Santa Tereza", "Rubem Berta", "Sarandi", "Lomba do Pinheiro" and "Mario Quintana". In 2018, "Restinga, "Rubem Berta", "Sarandi" and "Lomba do Pinheiro" remain in the position of neighborhoods where there is the largest concentration of murdered youth residences. It is possible to verify, however, a higher incidence in relation to "Bom Jesus" and "Partenon" neighborhoods instead of "Santa Tereza" and "Mario Quintana" neighborhoods.

Table 4: Distribution of residence of young homicide victims in the neighborhoods with the highest incidence

	Restinga	Santa Tereza	Rubem Berta	Sarandi	Lomba do Pinheiro	Mario Quintana	% do Total
2015	37 (10,5%)	33 (9,4%)	43 (12,3%)	16 (4,6%)	23 (6,6%)	27 (7,6%)	51
2016	51 (10,9%)	23 (4,6%)	43 (9,2%)	35 (7,5%)	23 (4,9%)	26 (5,6%)	42,7
2017	37(10, 2%)	18 (5%)	32 (8,8%)	19 (5,3%)	24 (6,6%%)	22 (6,1%)	41,2
2018	26 (9,2%)	13 (4,6%)	34 (12%)	20 (7,1%)	21 (7,4%)	10 (3,5%)	43,8

The table above shows the absolute numbers of young victims of homicide and, in parentheses, the representation of this number in total homicides. The "Rubem Berta" neighborhood appears as the main place of residence in 2015 and 2018, and "Restinga" neighborhood has the highest rates in 2016 and 2017 (both in relation to the absolute number and proportionally). There was also a considerable decrease in the concentration of youth residence over the years: if in 2015 the 6 territories together represented 51% of all young people murdered, demonstrating a spatially concentrated social phenomenon, in 2017, this number falls to 41.2%, later increasing in 2018 to 43,8%. Thus, although there is over the years a concentration of murdered youth residences in the "Restinga", "Rubem Berta", "Sarandi" and "Lomba do Pinheiro" neighborhoods, in 2018, the spatial dynamics changed to include among the neighborhoods with the highest concentration of residences also "Bom Jesus" and "Partenon" neighborhoods.

As has been shown, even though there is a very significant concentration in certain territories, the places of residence of the victimized youth are spreading to other territories, which seems to be an indicative of some new explanatory factor of lethal youth violence, still lacking in understanding. Thus, the indication of the decrease in the total amount of young homicide victims in 2018 is accompanied by a map of the city, in which the residences of such subjects, although in large part are still located in neighborhoods known for their high rates. of lethal violence, are also distributed in spaces that until then had not been losing so many young people to violent mortality. To better understand this "new" scenario, it is necessary to observe the city maps referring to the "places of death" of these young people, that is, places identified by SIM as the areas of occurrence of most part of the violent events.

© 2020 Global Journals

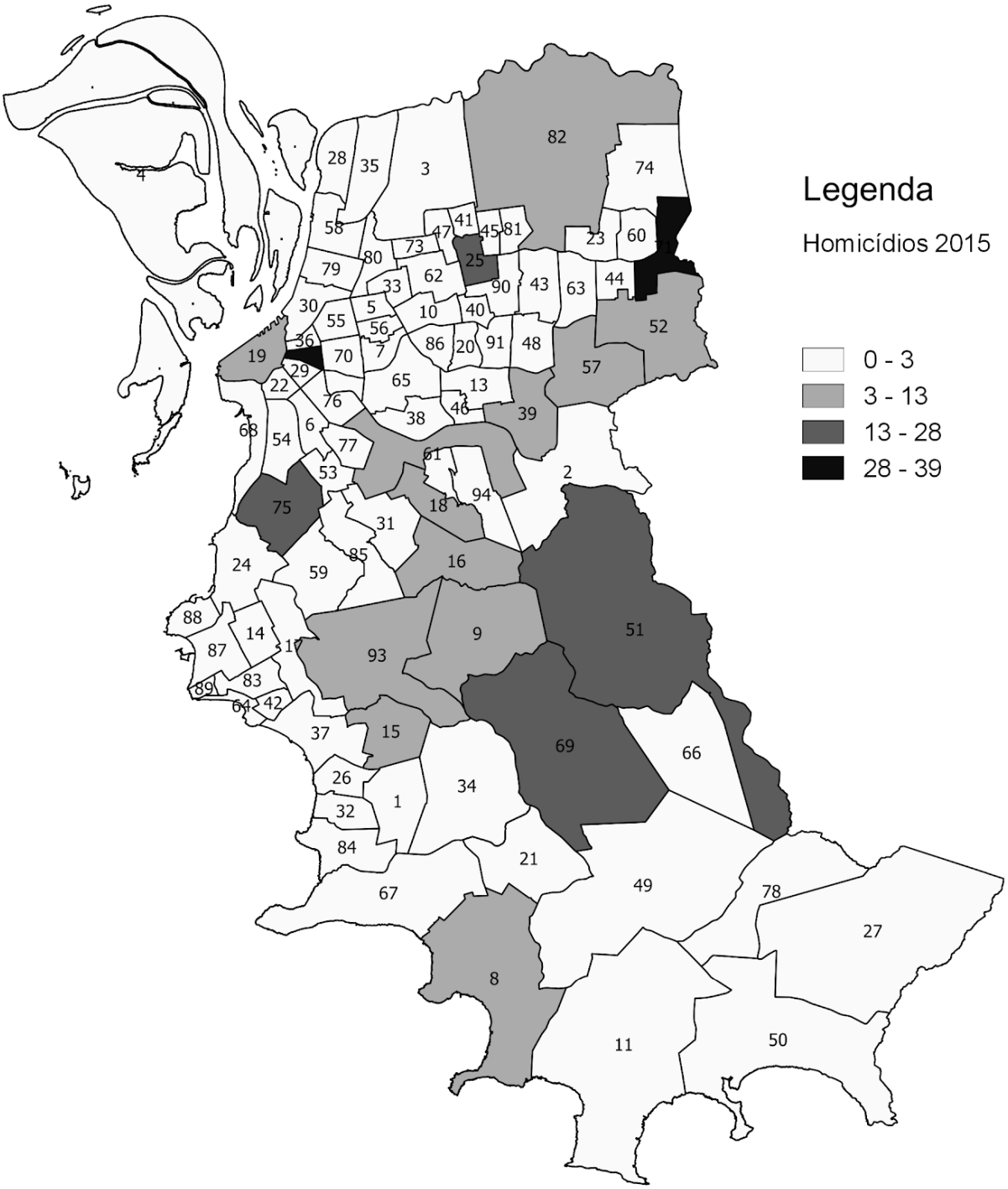

© 2020 Global Journals

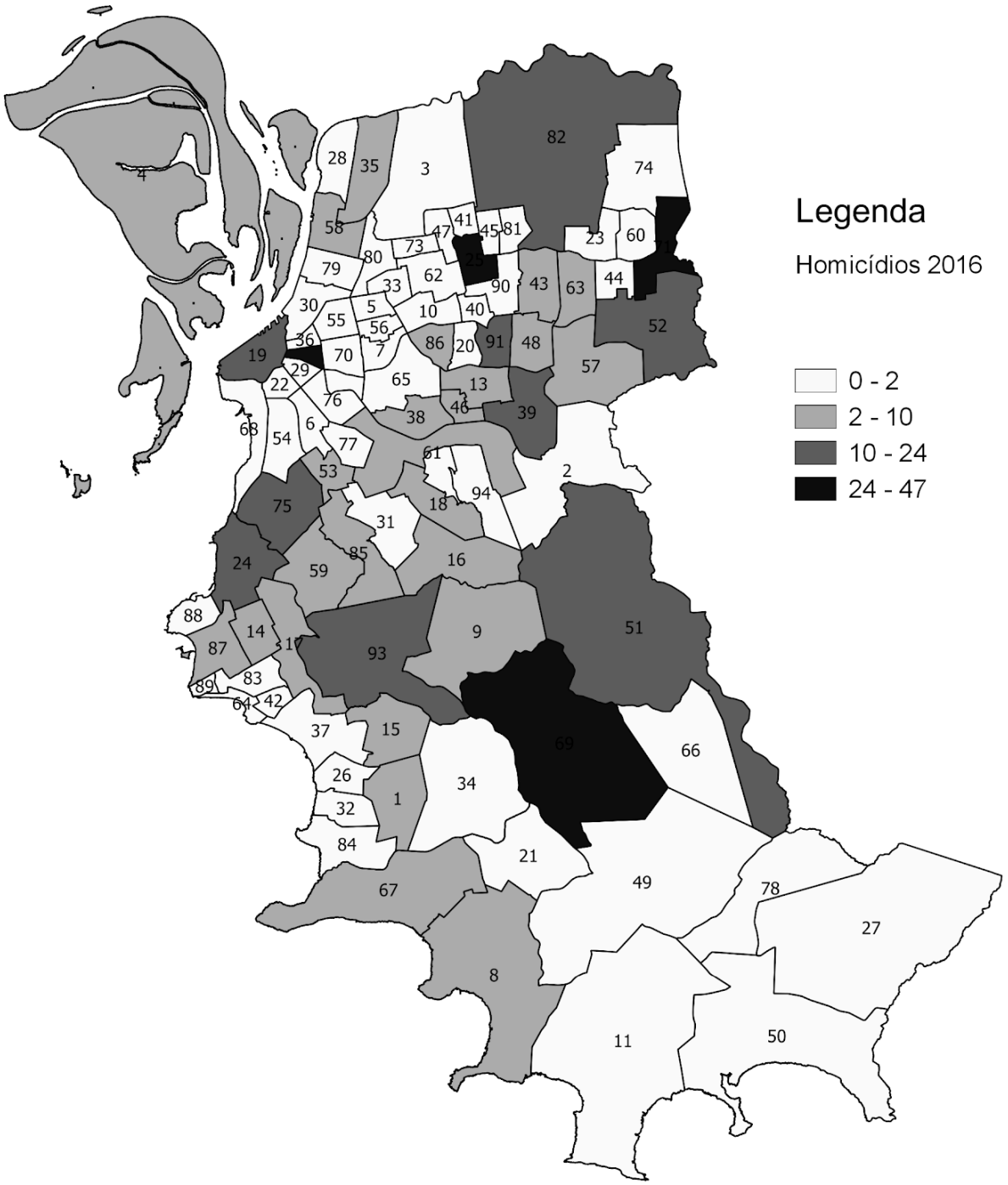

© 2020 Global Journals

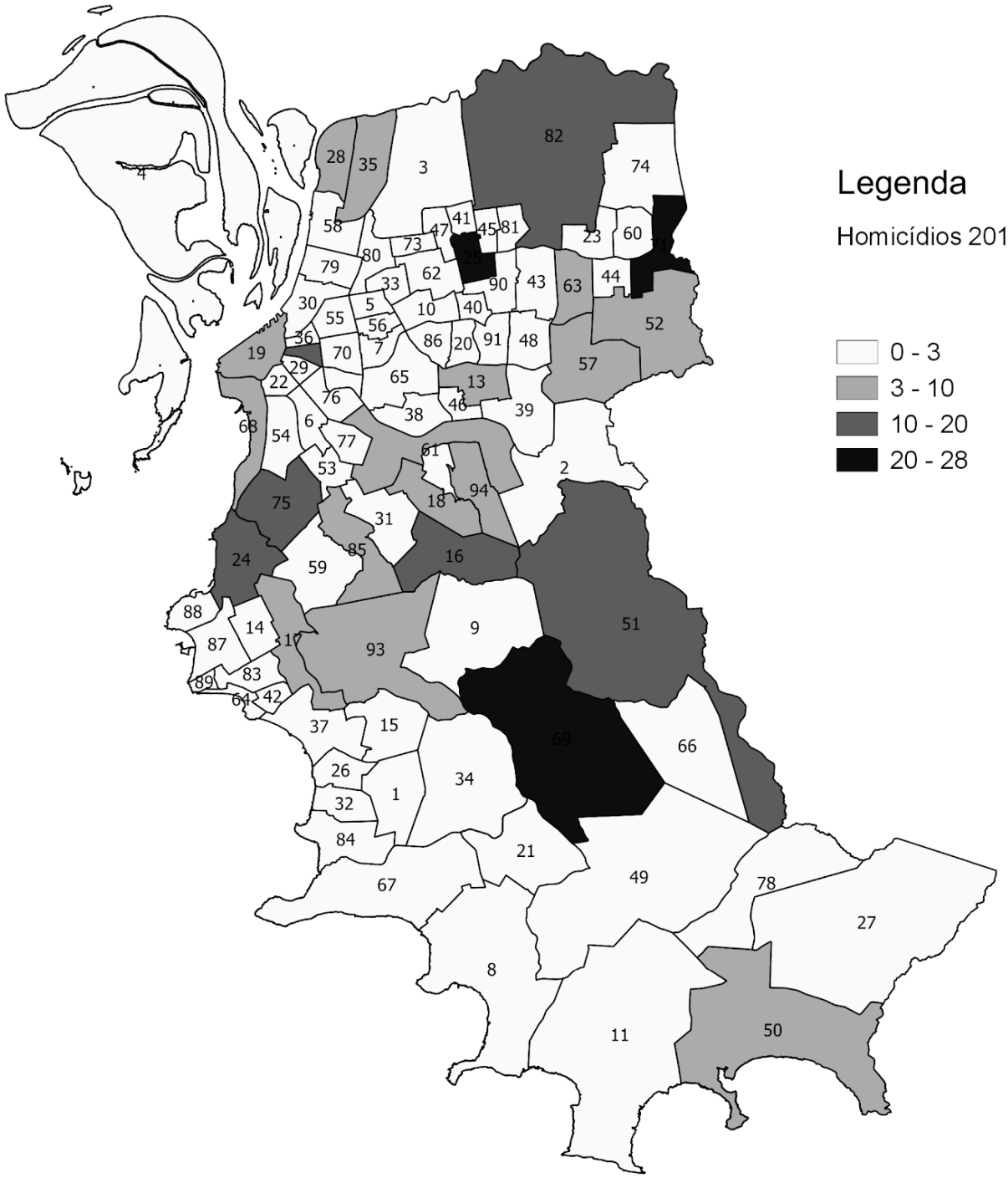

© 2020 Global Journals

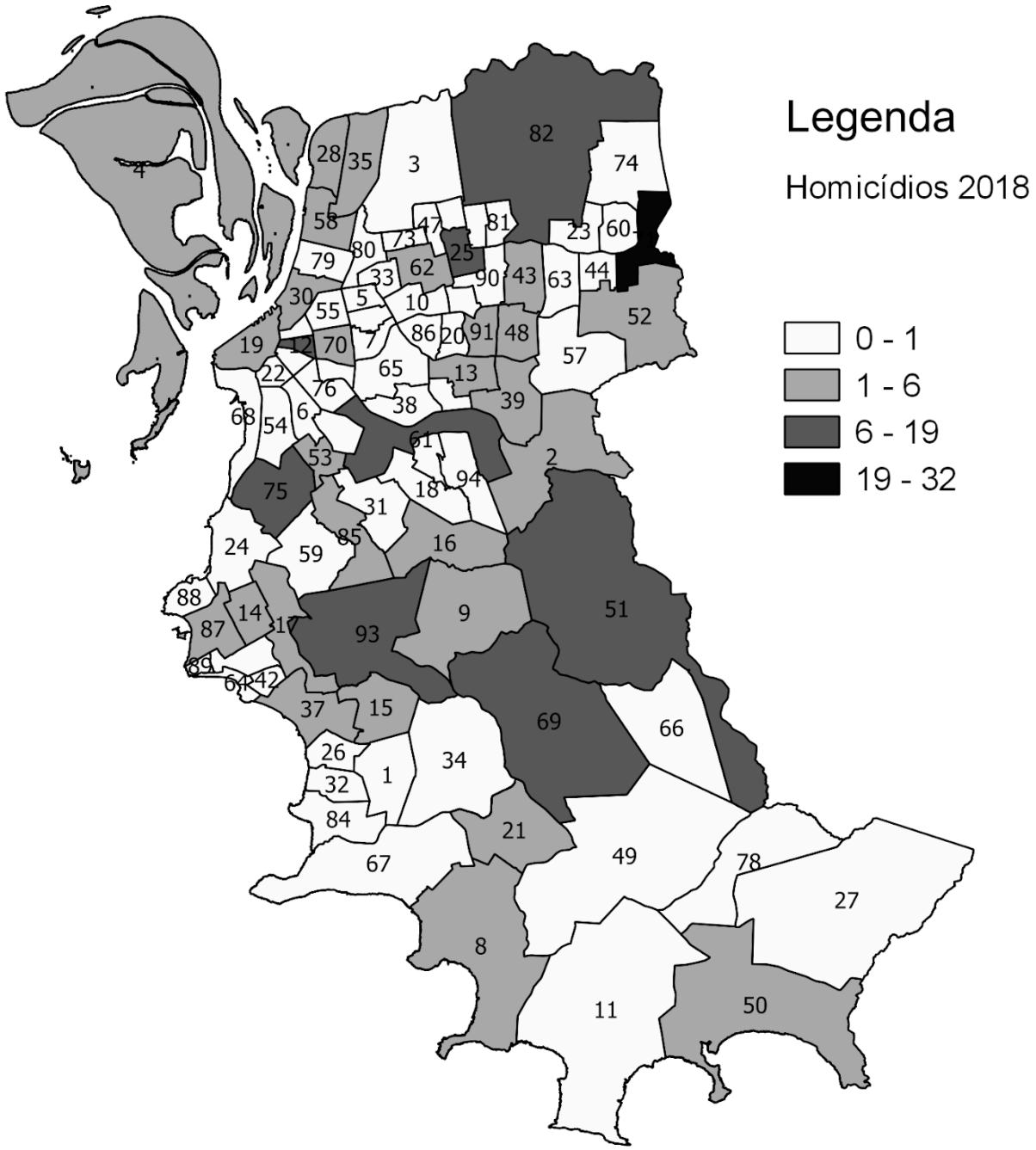

Image 2: Territories where homicides of young residents of Porto Alegre occurred

Regarding the incidence of homicides of young residents, it is clear that the majority of these occurred in Porto Alegre: in 2015, 92.2% of cases occurred in the city, with an increase to 92.9% in 2016, and a decrease to 90.9% in 2017 and to 88% in 2018. The other homicides were registered in places outside the city, in the metropolitan region, mountains, the coast of Rio Grande do Sul, and even in other states of the country. Regarding occurrences outside Rio Grande do Sul, there were no records in 2015. In 2016, 1 case was registered in Osasco (SP). In 2017, 1 case in Vilhena (RO) and 5 cases in cities of Santa Catarina, proportional to 0.9% of homicides in the period. In 2018, only 1 case in in Santa Catarina was verified. The other homicides were recorded in cities of Rio Grande do Sul, as shown in the map below:

© 2020 Global Journals

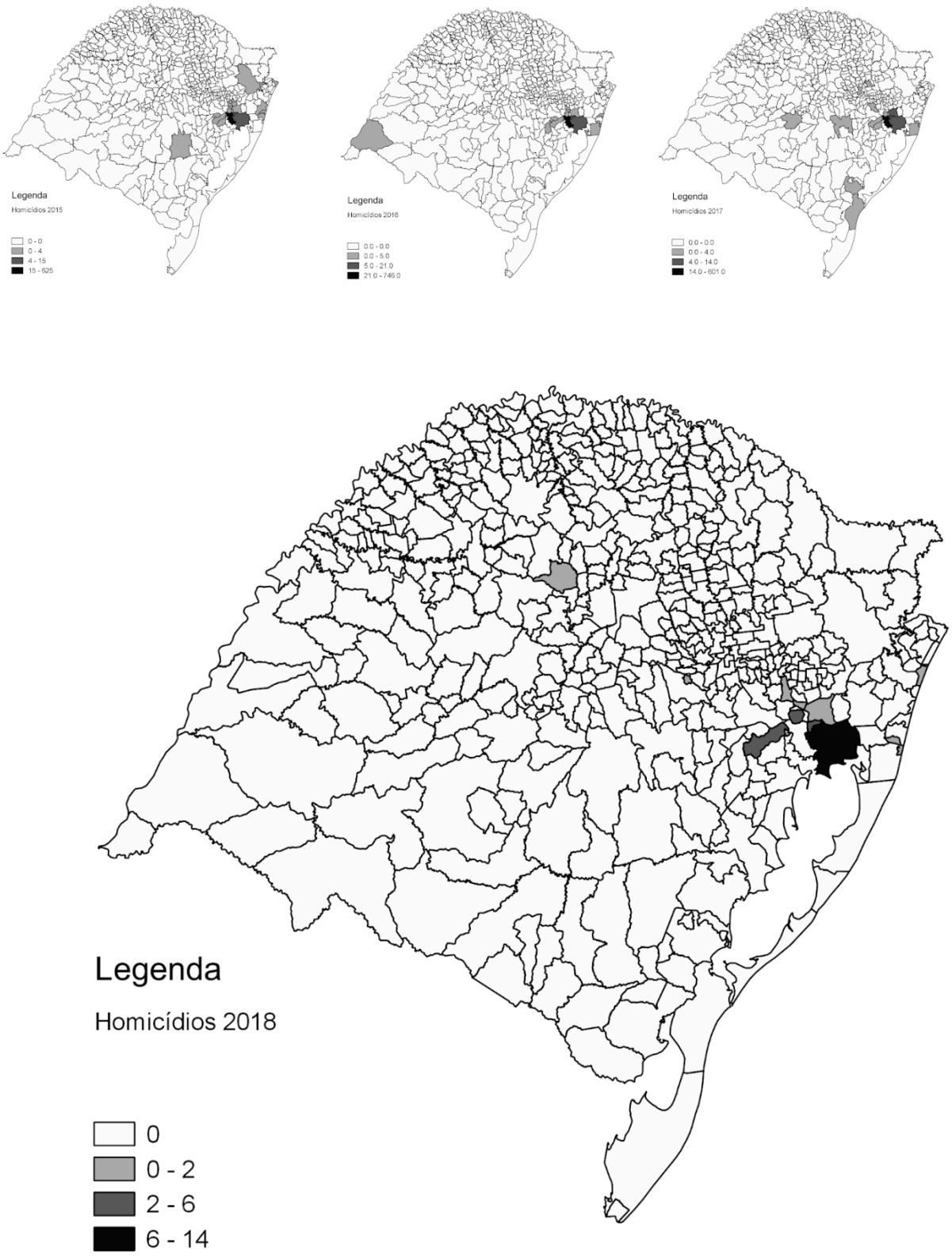

Image 3: Distribution of homicides of youths residing in Porto Alegre in the state of Rio Grande do Sul

© 2020 Global Journals

Most of these occurred in the metropolitan region of Porto Alegre, in the cities of "Alvorada", "Gravataí" and "Viamão". In 2015, 9 homicides were rehistered in "Alvorada" (1.3%), 3 in "Gravataí" (0.4%) and 15 in "Viamão" (2.2%). In 2016, there was an increase in cases in "Alvorada", with 21 reported deaths (2.6%), while "Gravataí" and "Viamã"o recorded a slight decrease in proportional distribution (0.2%; 1.6%) of cases. In 2017, there was a decrease in the frequency of homicides in "Alvorada", which had 10 homicides (1.5%), and an increase in "Gravataí", with 10 reported deaths (1.5%), while "Viamão" maintained the average of other years (2.1%). In 2018, there is a decrease in the frequency of homicides in "Gravataí" and "Alvorada", amounting, respectively, to only 2 (0.7%) and 6 (6.1%) homicides. while "Viamão" registered 14 homicides (4.9%).

Regarding the occurrences recorded in the city of Porto Alegre, 7 neighborhoods emerge as the places with the highest concentration of homicides: "Rubem Berta", "Bom Fim", "Cristo Redentor", "Restinga", "Santa Tereza", "Lomba do Pinheiro" and "Sarandi".

Table 5: Distribution of homicides among young people in neighborhoods with higher incidence

	Rubem Berta	Bom Fim	Cristo Redentor	Restinga	Santa Tereza	Lomba do Pinheiro	Sarandi	% total
2015	35 (10%)	39(11,1%)	28 (8%)	25(7,1%)	27 (7,7%)	19 (5,4%)	13 (3,7%)	53
2016	47(10,1%)	33 (7,1%)	33 (7,1%)	30 (6,4%)	22 (4,7%)	21(4,5%)	24 (5,2%)	45
2017	28 (7,8%)	20 (5,5%)	23 (6,4%)	28 (7,8%)	18 (5%)	16 (4,4%)	15 (4,2%)	41
2018	32 (11,3%)	16 (5,65%)	16 (5,65%)	11 (3,9%)	9 (3,2%)	19 (6,7%)	15 (5,3%)	41,7%

The table above shows in absolute numbers the number of homicides in each neighborhood and, in parentheses, the representation of this number regarding the total amount of homicides in the city. Given these data, it is possible to observed that the neighborhood "Bom Fim" appears as the main homicide site in 2015, while the neighborhood "Rubem Berta" has the highest rates in 2016, 2017 and 2018, both in absolute numbers and proportionally.

It turns out that the 39 cases of homicides in "Bom Fim" in 2015 were registered in the hospital. The same occurred in relation to the "Cristo Redentor" neighborhood, regarding its 28 recorded cases. The pattern was repeated over the next three years (all deaths in both neighborhoods occurred in the hospital). Thus, a first relevant issue concerns the registration standards used in the death certificates. A significant number of homicide cases were reported to have occurred in the hospital neighborhoods where the victims were treated, which produces a distortion in SIM data. These are events that end up having their location unknown, making the territorial analysis of homicides in the city difficult.

Compared to the places of residence, 5 of them also appear among the places with the highest incidence of homicides: "Restinga", "Santa Tereza", "Rubem Berta", "Sarandi", "Lomba do Pinheiro". Among these, we highlight the "Rubem Berta neighborhood", which, over all the years studied, had the highest concentration of murdered residents (152) and the highest amount of homicides among young people (142) in absolute numbers. Immediately thereafter, the highest concentration of murdered residents (151) and the highest incidence of homicides (94) occurs in Restinga. Thus, it is clear that these two spaces emerge in the spatial context of the city of Porto Alegre as Territories of Death, as they have the largest concentration of places of life and death of young people who were murdered in the years studied.

IV. Conclusion

Initially, the research sought to demonstrate the profile of homicide victims living in the city of Porto Alegre, identifying the criteria that make an individual more vulnerable to suffer this type of lethal violence. From the analysis of the obtained data, three criteria were identified as most relevant: (i) age; (ii) sex; and (iii) race. A first possible conclusion, therefore, confirms other studies already conducted, in which it was found that the profile of homicide victims consists of three basic characteristics: male, young, black.

© 2020 Global Journals

Regarding the city of Porto Alegre, it was found that more than half of the homicide victims are young, aged between 15 and 29 years. The year of 2016 had the largest representation of youth in all homicides, corresponding to 58%. Moreover, in the four years analyzed, a higher concentration of victims aged between 15 and 19 years was observed, which was not the reality shown in the researches conducted in the city in 2006 (RUSSO; SANTOS, 2010). Thus, it seems apparent that the victims are increasingly young, which reveals a panorama of the first phase of adolescence very exposed to homicidal violence.

Regarding gender distribution, it is clear that the absolute majority of youth homicides involved male individuals. The proportional concentration of homicides among men is evident, and remained around 90% over all the years studied. However, there was a decrease in the concentration of events among young men over the years and the consequent increase in the number of cases among young girls. This scenario seems to indicate a greater importance of femicide cases in the total amount of violent deaths in the city, as well as the reconfiguration of homicidal events reaching more girls or women.

Regarding the racial profile of murdered youth, it is clear that, although the population in the city of Porto Alegre is predominantly white - 79.23% of white people, compared to only 20.24% of black people -, the percentage of young black people murdered was 36.1% in 2015, increasing to 40.3% in 2016, reaching the level of 46.5% in 2017, and increasing to 47,1% in 2018. This represents a percentage increase of 11% over the years studied. The upward trend in mortality rates among black youth, and the decrease in white youth, shows the substantial difference in the life trajectories faced by each of these groups: it is as if they lived "in different cities" or, in in other words, in a territory that makes them vulnerable to racial criteria. Such criterion is the only one that shows a significant upward curve and, therefore, seems to be one of the most relevant to be observed in the fight against mortality and violence among young people.

Regarding the places of life and death of young people in Porto Alegre, it is found that the absolute and proportional majority of homicides - around 90% over the years studied - are concentrated in the city of Porto Alegre, followed by the metropolitan region (Alvorada, Gravataí and Viamão). Regarding the city of Porto Alegre, 6 neighborhoods emerge as the places where the most murdered youths reside, 5 of these also appearing as places where most part of young residents of Porto Alegre died. These 5 territories in common - "Rubem Berta", "Restinga", "Santa Tereza", "Sarandi" and "Lomba do Pinheiro" - are therefore the most risky places for young people in the city of Porto Alegre.

Thus, although there is an increasing dispersion of the places of life and places of death in the city's neighborhoods, the concentration of events in these 5 territories was not less than 30% in the four years studied, which shows a very strong focus neighborhoods victimized by violent deaths in the city. It seems evident that there is a need to concentrate public policy efforts for better assistance in these places, already marked by very precarious levels of social development.

Also noteworthy is the fact that the "Mario Quintana" neighborhood in the first three years studied had significant rates of young homicide victims who lived there, with an average of 6.5% in relation to the other neighborhoods in the city. However, the homicide rate in the neighborhood remained close to 3%, indicating that young people living in Mario Quintana ended up being murdered elsewhere. One possible explanation for this distortion may be in the identification of many death events in the neighborhoods "Bom Fim" and "Cristo Redentor", since these are the hospital locations where victims were taken to.

Another noteworthy circumstance is the "shift" in the spatial dynamics of residential and homicide distribution. This has been the case in 2018, observed, for example, in the residence concentration decrease verified in "Mario Quintana" and "Santa Tereza" neighborhoods, to the detriment of the growth observed in "Bom Jesus" and "Partenon" neighborhoods. The "Vila Nova" neighborhood also appears in 2018 as a place with higher incidence of homicides, amounting to the same frequency and same percentage verified in "Santa Tereza" neighborhood. Further studies should be conducted in the coming years to see if these trends can be verified.

Finally, it is worth reinforcing the argument previously presented that the present research does not seek to point out causal factors of homicides in the city of Porto Alegre, but rather to indicate important characteristics of the victims' profiles, as well as to present a spatial representation of the places of life and death of these events. In spite of the possible relevant factors in explaining the increase in homicides, and their greater dispersion throughout the city - such as the reconfiguration of drug trafficking that took place in the city in 2016 (CIPRIANI, 2017) - more in-depth qualitative research would be needed to clarify the complexity of these events. Thus, it is expected that the present research will contribute as a first analysis of the scenario, but that new social investigations on the subject will also be carried out, attentive to the reality of the state capital.

References Références Referencias

1. CERQUEIRA, Daniel. et al. *Atlas da Violência 2018.* Rio de Janeiro: Fórum Brasileiro de segurança pública., 2018.

© 2020 Global Journals

2. _____. *Atlas da Violência 2017.* Rio de Janeiro: Fórum Brasileiro de segurança pública, 2017.
3. CERQUEIRA, Daniel; COELHO Danilo Santa Cruz. *Democracia racial e homicídios de jovens negros na cidade partida.* Brasília: IPEA, 2017.
4. DE CASTRO CERQUEIRA, Daniel Ricardo; DE MOURA, Rodrigo Leandro. Vidas perdidas e racismo no Brasil. *Publicatio UEPG: Ciências Sociais Aplicadas,* v. 22, n. 1, p. 73-90, 2014.
5. CIPRIANI, Marcelli. Segregação Sócio-espacial e territorialidades do tráfico de drogas: as "facções criminais" diante do espaço urbano. *Revista Conversas e Controvérsias,* Porto Alegre, v. 3, n. 2, p. 5–28, 2017.
6. DIRK, Renato; MOURA, Lílian de. As motivações nos casos de letalidade violenta da Região Metropolitana do Rio de Janeiro. *Cadernos de Segurança Pública,* v. 9, n. 08, 2017.
7. FEE, Fundação de Economia e Estatística. Estimativas Populacionais (Revisão 2018). Acesso em: 14.01.2019. Disponível em: <https://www.fee.rs.gov.br/indicadores/populacao/estimativas-populacionais-revisao-2018/>HIRSCHI, 1969.
8. LEMGRUBER, Julita. "Os nu´meros da violeˆncia". In: MENDES, Candido & FEGHALI, Jandira. *Reflexões sobre a violeˆncia urbana: (in)segurança e (des)esperanças.* Rio de Janeiro: Mauad X, 2006.
9. LIMA, Renato Sérgio. et al. *Índice de Vulnerabilidade Juvenil à Violência 2017.* São Paulo: Fórum Brasileiro de Segurança Pública, 2017.
10. MINAYO, Maria Ceci´lia de Souza. "A violeˆncia dramatiza causas". In: MINAYO, Maria Ceci´lia de Souza & SOUZA, Edinilsa Ramos de. (orgs.). *Violeˆncia sob o olhar da sau´de: a infrapoli´tica da contemporaneidade brasileira.* Rio de Janeiro: Editora Fiocruz, 2003.
11. PROVENZA, M. M.; et al. Homicídio Doloso na Cidade do Rio de Janeiro: Uma comparação entre as bases da segurança e da saúde. *Dilemas,* vol. 10, n. 2, 2017.
12. RUSSO, Mauricio Bastos; SANTOS, José Vicente Tavares Dos. Cartografia Social dos Homicídios em Porto Alegre (2002-2006). *O público e o privado.* v. 15, p. 211–237, 2010.
13. SINHORETTO, Jacqueline; MORAIS, Danilo de Souza. Violência e racismo. novas faces de uma afinidade reiterada. *Revista de Estudios Sociales,* n. 64, p. 15-26, 2018. SOARES, 2000
14. SOARES, Gláucio Ary Dillon. *Não matarás: desenvolvimento, desigualdade e homicídios.* Rio de Janeiro: Ed. FGV, 2008.
15. WAISELFISZ, J.J. *Mapa da Violeˆncia 2011: Os jovens do Brasil.* São Paulo /Brasília, Instituto Sangari/MJ, 2011.
16. _____. *Mapa da Violeˆncia 2013: Homicídios e Juventude no Brasil.* Brasília, FLACSO/CEBELA, 2013. WALTER-LANG, 2001
17. Fórum Brasileiro de Segurança Pública. *Anuário Brasileiro de Segurança Pública. 11º Edição.* São Paulo: Fórum Brasileiro de Segurança Pública, 2017.
18. _____. *Anuário Brasileiro de Segurança Pública. 12º Edição.* São Paulo: Fórum Brasileiro de Segurança Pública, 2018.
19. _____. *Anuário Brasileiro de Segurança Pública. 13º Edição.* São Paulo: Fórum Brasileiro de Segurança Pública, 2019.

© 2020 Global Journals

This page is intentionally left blank

© 2020 Global Journals

Global Journal of human-social science: H Interdisciplinary
Volume 20 Issue 2 Version 1.0 Year 2020
Type: Double Blind Peer Reviewed International Research Journal
Publisher: Global Journals
Online ISSN: 2249-460x & Print ISSN: 0975-587X

Conflicts and Resolutions on Religions Differences as means of Acquiring Slaves in the African Gulf of Guinea during the Slave Trade Period: The Case of Nigeria and Cameroon in the Nineteenth and Twentieth Centuries

By Suh Hillary Sama
University of Dschang

Abstract- Within the Gulf of Guinea yesterday and today we could find out that the existed and still in existence many kinds of Religions, these varieties of believes at first was a threat to one another each conflicting or fighting for supremacy and hegemony. Some of these religions that pose a threat to one another (humanity) were Christianity and Paganism (traditional belief), Muslims and Paganism, paganism versus paganism, Islam for the Muslim and Christian for Christianity. But with the passing of time other noted religion or faith has developed and grown to a wider dimension and their existences are also widely acknowledged like others. The aforementioned religions that surfaced in the community of Nigeria and Dahomey (Benin Republic) and Cameroon, it is generally noted that they all open ways for slaves ushered during the transatlantic slave trade transaction and in the aftermath eras.

Keywords: yesterday, today, religions, conflicting, christianity, islam, paganism, transatlantic, resolutions, consequences, nigeria, cameroon, gulf of guinea.

GJHSS-H Classification: FOR Code: 220499

CONFLICTSANDRESOLUTIONSONRELIGIONSDIFFERENCESASMEANSOFACQUIRINGSLAVESINTHEAFRICANGULFOFGUINEADURINGTHESLAVETRADEPERIODTHECASEOFNIGERIAANDCAMEROONINTHENINETEENTHAND TWENTIETHCENTURIES

Strictly as per the compliance and regulations of:

© 2020. Suh Hillary Sama. This is a research/review paper, distributed under the terms of the Creative Commons Attribution-Noncommercial 3.0 Unported License http://creativecommons.org/licenses/by-nc/3.0/), permitting all non-commercial use, distribution, and reproduction in any medium, provided the original work is properly cited.

Conflicts and Resolutions on Religions Differences as means of Acquiring Slaves in the African Gulf of Guinea during the Slave Trade Period: The Case of Nigeria and Cameroon in the Nineteenth and Twentieth Centuries

Suh Hillary Sama

Abstract- Within the Gulf of Guinea yesterday and today we could find out that the existed and still in existence many kinds of Religions, these varieties of believes at first was a threat to one another each conflicting or fighting for supremacy and hegemony. Some of these religions that pose a threat to one another (humanity) were Christianity and Paganism (traditional belief), Muslims and Paganism, paganism versus paganism, Islam for the Muslim and Christian for Christianity. But with the passing of time other noted religion or faith has developed and grown to a wider dimension and their existences are also widely acknowledged like others. The aforementioned religions that surfaced in the community of Nigeria and Dahomey (Benin Republic) and Cameroon, it is generally noted that they all open ways for slaves ushered during the transatlantic slave trade transaction and in the aftermath eras. Furthermore, due to conflictual views, hence paving the way for the growth and increased in slaves' captivity of some Africans found around the Gulf of Guinea. Amongst several mentions is the most notable Yoruba religion that evoked our Centre of focus and concentration is the Orisha religion. It should also be noted that these above mention religions at one time and another in conflicts brought some Resolutions as consequences in the entire regions of Nigeria and Cameroon in the Gulf of Guinea.

To bring out these historical facts, some numbers of Contextual Analysis, Methods or sources, Theories, Results, and other related aspects were contacted and used, which is from (documentary) written, Oral and Internet sources.

Keywords: yesterday, today, religions, conflicting, christianity, islam, paganism, transatlantic, resolutions, consequences, nigeria, cameroon, gulf of guinea.

I. Introduction

Indeed, the act of slavery, slaving and slave trade activities was highly felt at the Gulf of Guinea: Bight of Benin, Bight of Biafra, Fernando Po, Rio del Rey to the Congo Basin. Areas like the Island of Sào Tome, Principe, Cape Verte in the Atlantic Gulf with it extension to Angola was engaged in conflicts, wars in pluralism forms depending the area were the activities took place, with the Transatlantic Gulf of Guinea South or Sub Saharan territories[1]. In Southern Yoruba land some authors such as Osifekunde who can be supplemented by Samuel Johnson who was a Yoruba historian lived in Ibadan and it close vicinities from 1858 to 1901 gave us facts on the conflicts and wars that led to slavery, slaving and slave trade activities within the Gulf of Guinea, through Oral tradition on the Yoruba land wars in 1870s via 1897. Due to political instability in the Oyo heartland that went ahead and redirected trade into non-Oyo areas. An area where slave trade was booming erupted another that also expanded the level and amount of slaves captured. The animosity came as a result of the changed and opening of new slave routes that passed through Central Yoruba land linking Ilorin to Owu, Ife, Ondo and Ijebu and through the Lagoon to Lagos, near the Owu-Ife border where the New North-South route crossed the East-West Yoruba route from Ile-Ife to Ibadan emerged the market town of Apomu where slaves including many Oyo captives were bought by Ijebu traders in exchange for cowries, foodstuff, textiles, and after 1820, firearms and tobacco"[2] Calabar, Bonny, Warri, Benue and Mamfe not leaving out Victoria (Limbe) in the 1950s experienced conventions in slavery and slave trade Nigeria-Cameroon. A lot of petitions like that of the Native High Court on March 36th 1955 and 1957, banned slavery and slave trade in Nigeria which the federated law officers respected[3]. With the application of law, many of the Latin Americans

Author: University of Dschang, West Region, Cameroon.
e-mail: samsuh200@yahoo.com

[1] A.F.C Ryder, *Portuguese and Dutch in West Africa before 1800, In A Thousand Years of West African History, edited by J.F Ade Ajayi and LanEspie,* Nelson/IUP, 1968, PP. 220-222.

[2] Olatunji Oji, *The slave ship Manuelita and the story of a Yoruba community, 1833-1834,* Department of History, Brock University, St. Catherine, Canada, 03 march 2017, PP. 124-125.

[3] Suh Hillary Sama, *some Historical Essentials : From the slave trade to Present and Past legacies and memories in Eastern Nigeria and Cameroon from 1800 to 1914, Gulf of Guinea First Edition*, Maryland publishers Bamenda, Cameroon, December 2017, pp. 50-70. (The returnees mostly resided in the Lagos colony, with substantial populations in Abeokuta and Ibadan. Some also settled in Calabar, Port Harcourt and other cities in the Niger Delta. Though many were originally dedicated Anglophiles in Nigeria, they later adopted an indigenous and patriotic attitude on Nigeria affairs due to a rise in discrimination and were known as cultural nationalist. The wave some

© 2020 Global Journals

returnees or Amaros started migrating to Africa after slavery was abolished. No exception was Nigeria, she received returnees who came and settled in Nigeria for cultural, missionary and economic reasons which the greater majorities were Yoruba's, Efik, Igbos, Hausas and Nupe not leaving out the Krio population[4].

Conflicts on Religion as means of Acquiring slaves in the Gulf of Guinea during the slave trade period.

The Ijaw, who occupied the tidal area in proximity to the Igbo, had wrested a frugal living from the sale of dried fish and sea salt to the inland communities for centuries before the rise of the slave trade. Traditionally, they had lived in federated states or groups of villages with the head of the ranking village presiding over general assemblies attended by all the males. During the heyday of the slave trade in the eighteenth century to the twenty first centuries, the major Ijaw villages grew into cities of 5,000 to 10,000 inhabitants ruled by local strongmen allied with the Aro. Their economies were based on the facilities they offered to slave traders. They were entrepreneurial communities, receiving slaves from the Aro for resale to European agents. Personal wealth rather than status within a lineage group was the basis for political power and social status. Government typically was conducted by councils composed of leading merchants and headed by an *amanyanabo* (chief executive), an office that in time became hereditary.

By the end of the eighteenth century to the twentieth and aftermath, the area that was to become Nigeria and Cameroon was far from a unified country. Furthermore, the orientation of the north and the south was entirely different. The savanna states of Hausaland and Borno had experienced a difficult century of political insecurity and ecological disaster but otherwise continued in a centuries-long tradition of slow political and economic change that was similar to other parts of the savanna and Cameroon. The southern areas near the coast, by contrast, had been swept up in the transatlantic slave trade. Political and economic change had been rapid and dramatic. By 1800 Oyo governed much of southwestern Nigeria and neighboring parts of the modern Republic of Benin, while the Aro had consolidated southeastern Nigeria into a confederation that dominated that region. The Oyo and the Aro confederations were major trading partners of the slave traders from Europe and North America, these two often war with one another which slaves are often gottened.

In the Gulf of Guinea are found many kinds of Religions, these varieties of believes at first was a threat to one another. Some of these religions that pose a threat to one another were Christianity, Peganism (traditional belief), Muslims(Islam), and Christian for Christianity. But with the passing of time other noted religion or faith has developed and grown to a wider dimension and their total existences are also widely acknowledged like others. It is generally noted that they all open ways for slaves usher to the Americas during the transatlantic and trans Saharan slave trade transactions that was a booming business at the time due to conflictual religious views hence paving the way for the growth and increased in captivity of some Africans found around the Gulf of Guinea. The most notable Yoruba religion that evoked our Centre of focus and concentration is the Orisha religion.

people called the Saros or Creols in Nigeria during the nineteenth century and early twentieth century, were freed slaves who migrated to Nigeria in the beginning of the 1830s. They were known locally as Saros or Amaros migrants from Brazil and Cuba and chief or captain James PinsonLabul Davies and his wife, Princess Sara Forbes Bonetta were some of the most prominent Saros in Victorian Nigeria (Saro Nigeria-wikipedia.org consulted 11-09-2019 at 10:25 AM)

[4] Peter F. Cohen, *Orisha Journeys: The Role of Travel in the Birth of Yoruba-Atlantic Religions,* In Archeologie de science sociale de Religion, Columbia University, New York, EHESS, Paris, Janvier-Mars 2002, PP, 17-18

© 2020 Global Journals

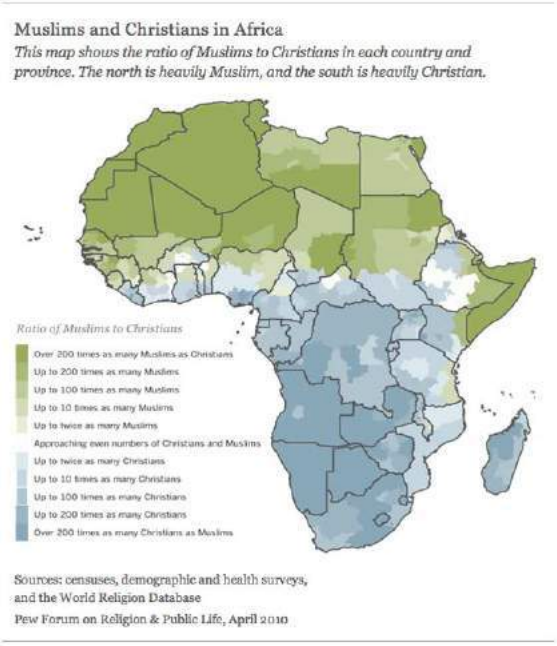

Source: Authors Research Maps

Map 1: Areas of Muslim and Christian Occupation.



Map 2: The Gulf of Guinea in Africa.

a) *The Orisha Religions in Western Nigeria*

This religion originated from the Yoruba vicinity of Western Nigeria in the town of Lagos, Porto Novo, Badagry and Ibadan. While in Dahomey we could sight an area like Porto Novo. According to the citation below by Peter F. Cohen, we see the insight of the migration into the Atlantic slave trade;

> "In recent years the Array of Orisha traditions associated with the Yoruba speaking peoples of West Africa has largely broken free of the category of African traditional religion and began to gain recognition as a nascent world religion in its own right. While Orisha religions are today both trans-national and pan-ethnic, they are nonetheless the historical precipitate of the actions and interactions of particular individuals. At their human epicenter are the hundreds of thousands of Yoruba speaking people who left their country during the first half of the 19th century in one of the most brutal processes of insertion into the world economy undergone by any people anywhere; the Atlantic slave trade.

While the journey of the Middle Passage is well known, other journeys undertaken freely by Africans during the period of the slave trade-in a variety of directions, for a multiplicity of reasons, often a great expense and sometimes at great personal risk- are less so. These voyages culminated in a veritable transmigration involving thousands of Yoruba-speaking people and several points on both sides of the Atlantic. It is within this migratory complex broadly shaped by but not limited to the slave ships that they contemporary Orisha religions took form…

The emergence of Orisha religious traditions in several localities around the Atlantic basin is correlated with similar and interrelated historical processes involving people from a particular region of Africa. Enough work has now been done on the local level to justify an attempt at synthesizing of the various histories and an exploration of their similarities and difference, as well as of their historical interrelationships".[5]

In context to the citation cited the Christian Yoruba and the Hausa Muslim had the notion of One God worship which is one "God" and "Allah" respectively to the different world of religions. Other traditional associations or society in the Yoruba land such as the Ekhengbo, the important of these associations monopolized the Benin-Akure route which the most high-ranky, the Oba and others protected their commercial activities or religions focus clashes with one another thus slaves were born or delivered for the transatlantic slave trade[6]. During the war period, each state at the lead request the others to pay tributes from the vassals to the York state hence worship it gods and follow all royal instruments from the York state gods. Thus emanated into conflicts and wars that created chances for the enormous civil wars hence birth to enslavement and exportation of slaves. The African base (the Orisha tradition in the 19th century Atlantic world reveals certain significant parallels and interconnections faced to other religions that was geared to the dramatically with the decline of the Oyo Empire after 1789. The Oyo slaves revolts of Afonja in 1824, the Owu

[5] K B C Onwubiko, *History of West Africa 1800-present Day*…, P. 101.
[6] Ibid.

© 2020 Global Journals

war and Dahomeys succession from Oyo control in 1821, the revolt of Afonja in 1824, the Egba war in 1825, the Ife-Ondo war in 1829, the Ilorin Jihad and the final collapse of old Oyo annual 1835 were all part of a regional disintegration with or on religious notion on direct cultural and religious repercussions in the New World. In the New World it causes a chaos as of contact with the West religions hence emanating revolts of all sorts. They as such invited a spectrum of analysis in the sense of both an expanded geographical field and a corresponding expansion of the temporal domain to embrace the views. This jungle of religious notions assisted the production of slaves from conflicts or wars in diverse reasons as stipulated by the quotation. 32

> "the increase in supply of Yoruba captives coincided with an increase in New World demand. The elimination by the Haitan Revolution of the world's single largest sugar producer from the world economy after 1791 propelled Cuba and Brazil into a Sugar Boom". This, combined with the export trade in tobacco and cotton, brought some 416, 000 captives to the New World from the Bight of Benin between 1770 and 1851, with another 15,000 arriving clandestinely until as late as 1870"[7].

The expansion of Oyo collided with other obstacles in the cosmogonic of gods and religion was closely associated with the growth of slave exports across the Atlantic as the demand was very high so too supply has to match to rich equilibrium as explain explicitly by the demand and supply curves below. It should be noted that amongst the several causes for slave growth was that of Religious Wars and conflicts especially within the African Gulf of Guinea. This Christian, Muslim, and traditional gods precipitated collusion among the people as an abuse or assault to each one religion.

[7] Peter F. Cohen,*Orisha Journeys : The role of Travel in the Birth of Yoruba-Atlantic Religions* … P. 19

© 2020 Global Journals

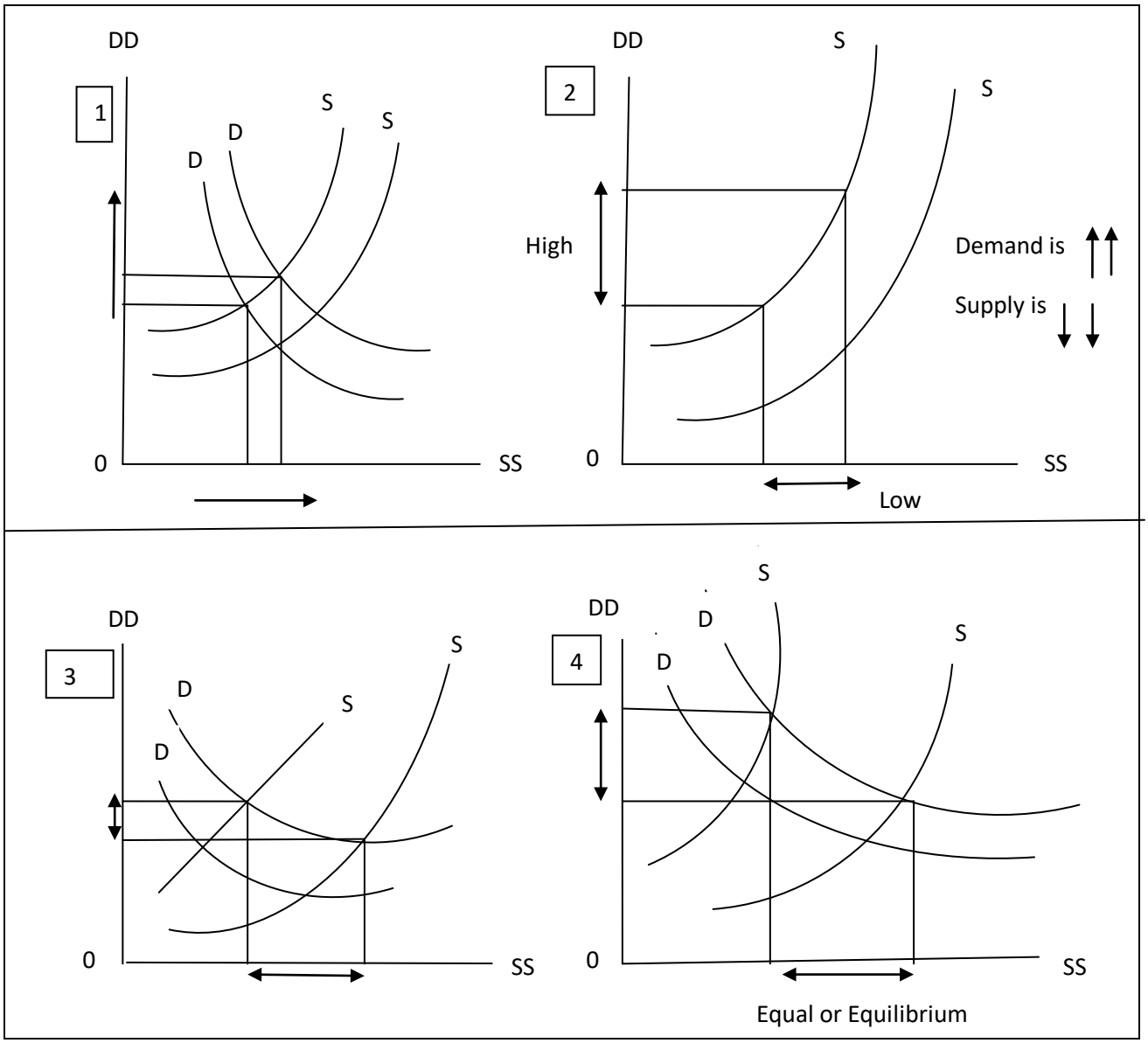

Source: Author Diagrams

Graphs

Here the principle of capture and "Recapture" is applied. The Oyo Calvary pushed southward along a natural break in the forest known as the Benin Gap which is an opening in the forest where the savanna stretches to the Bight of Benin hence gained access to the coastal ports. This religious conflicts and wars coupled with antagonism in other perspectives in the eighteenth century directly related to the success as a major slave exporter. The Demand and Supply at stage (1) was low and at stage 2 it demand increases due to collision of different religions conflicts which was caused by different vassals rising with different religion and falling giving rise to other paving way for slave capture and "Recapture" for the transatlantic slave trade. While the stage (3) deals with those at the Gulf of Guinea struggling and having much slaves by creating more religious groups within the ethnic groups thus combustion of ideas leading to the greater slave capture as such supply equated demand for the Transatlantic slave trade supply activities. But as time keeps evolving and event keep passing with time, the supply mutation spray and added until it realized an equal stage or equilibrium hence this shows and explains the manner in which the demand and supply of slaves provoked religious conflict along the African Gulf of Guinea.

b) Traditional gods (believes) in The Niger Delta and Cross Rivers Zonesto Cameroon

In the Niger Delta region stretching and extending to the Cross-River zone on the frontiers zone between Nigeria and Cameroon, the existed actually at this cross section of the Gulf of Guinea, some worshippers of the god Aros, Ekpe and Obasinjom in the Igbo land and Mamfe respectively. The Oracles are said to be the chief priest that stands as intermediary to explain the words of the gods. He was known as the

© 2020 Global Journals

"Godman" or "Child of Chuku". The Arochuku in the Igbo country provides another case of a system of alliance under religious aegis used to promote slaving. This religion came from the town called Arochuku which is settlements, large and small extending the south Esatern Nigeria and the South West Cameroon. The Aro was also diagnosed of military strength which gave him strength and success in the slave trade[8].

It is potential tounderst and here that the Aro were heavily involved in the integration, supply and wholesale aspects of the delivery system, agreement and cooperation with various groups, movements, and neighbouring communities hence facilitating the trade on slaves. The Ekpe society of Calabar and Mamfe was a secret society that deals with the gods and was actually engaged and in charged to regulate and imposed sanctions on the religion that goes against the norms of the slave trade business. Also it could destroy people's property thus could bring troubles that can lead to war. Misunderstanding resurfaced everywhere so too was the various religions and the gods[9].

Also in Cameroon, the existed some gods which falls in the cultural realms of the people. Found at the Gulf of Guinea, these gods or societies like the Takumbeng, in Mankon and Bafut, the Manjong, Nkwifon, Nigiri which all chiefdoms connected to the Tikar country such as the Bamilike, Nso, Bamoun and some of the tribes or villages in Bamenda acquired the name Paraphernalia of the society of Rifum. This societies also sale slaves for the Transatlantic middle passage or the triangular trade on slaves. They fought against witches and wizards in the society which many slaves were gotten since they were judged and found guilty. When the need of slaves were needed at the New World these were the ones that were sold and "resold" for the merchants at the coastal Gulf of Guinea. Generally, we also have the Iwebo, obas regalia, the Iwegunae, the Ibiwe, Iyashere, Ebohon, the OOlogboshere and Bende as stipulated and brought out by Paul NchojiNkwi in element of the history of the Western Grassfield. We could also find this in Abaloya document Ekpe society in Aro Chukwu and Bende, and Nicolas Argenti, in his Air Youth Performance, violence and the state of Cameroon found in the Journal of the Royal Anthropological institute. The spread of Islam, an efforts to execute prophet Mohammed religion by Ousman Dan Fodio in Northern Nigeria and Madibo Adama in Northern Cameroon also resulted to conflicts that slaves were got and when the demand arise, some of these slaves were sold for the transatlantic slave trade[10].

The Fulani Jihad that was led by Usman Dan Fodio in the Central Sudan that is Northern Nigeria and Northern Cameroon was the most successful of the Islamic revolution of the 19th century. What is important here for us to note was the vital role this religion played to subdue the pagans population which if not, the Atlantic slave trade supply should have been very limited thus the work supply; skilled and unskilled workers emerged which they worked in the American plantations. Before 1804 Uthman Dan Fodio (Ousmandan Fodio), he got his first victory over Yunta, Gabir at Tabkin Kwatto which it was tremendous. The Jihad was a racial and religious war hence in 1805 the leader in the Fulani communities in North came to Usuman Dan Fodio, which he gave flags as symbols of authority to each of the leaders enabling and enjoying him to conquer unbelievers wherever he want to establish Islam as a result or consequences, some areas like Kebbi, Zaria, Katsina, Gobir and Kano fell to the Fulani Jihadist between 1805 to 1808 which this conquest was almost complete. Before he headed authority to his predecessors he got more than 1,700, 000 slaves as history of the time indicates or predicts. His son Muhammad Bello and his brother Abdullahi to continue Jihad, which it was *extended to pagan areas outside Hausa land where there existed considerable concentrations of the Fulani*[11]. Areas such as Nupe, Llorin, Bornu, Adamawa under the leadership of MallamDenndo (teacher) 1810, Abdussalami 1871, Ibrahim Zaki (flag bearer) 1811 but later driven away, Adamawa, ModibboAdama (flag bearer) received from ShehuUsuman respectively. Modibbo easily overcame the weak pagan tribes of the area. He established the emirates of Yola and Muri which the Jukun Empire disappeared hence paving the way for many slaves captured that was sold for the Transatlantic and Trans Saharan slave trade. This religious war on the pagans was to establish an ideal Islamic society in Hausa land predominated. To erased decadent, corruption, institute religious reforms to propagate and promulgate peace and tranquility, against oppressive governments. In this process much slave were registered but stopped in the Southern Cameroon[12].

Gradually, Islam has been peacefully expanding in the sub-Saharan region, Asia, Europe and America and in Wumbumland in Cameroon, our Centre of focus within the Gulf of Guinea. According to Simon Tata Ngenge in his article, pierce of work Chamba-Fulani

[8] The Aros were not politically Organized although given their success in trade and commerce, they could have attempted to create a territorial empire.

[9] Suh Hillary Sama, *some Historical Essentials : some Historical Essentials : From the slave trade to Present and Past legacies and memories in Eastern Nigeria and Cameroon from 1800-2014*,Gulf of Guinea first Edition Dec. Maryland publishers, Bamenda, December 2017, pp. 38-41. 2017.

[10] Ibid, pp. 36-37(In Cebtral Africa, Congo, Gabon, Congo Democratic Republic and Equatorial Guinea conflicts arise and slaves were got.

[11] K B C. Onwubiko, *History of West Afica, 1800-Present Day*…, PP, 14-15. Roland Oliver and Anthony Atmore, Africa since 1800, Fourth Edition, Cambridge University Press, Cambridge, 1986, PP, 53-57.

[12] Ibid, PP, 17-18 (The Jihad brought Unity in Northern Nigeria and Northern Cameroon)

© 2020 Global Journals

slave raiders in Wimbumland Bamenda Grassfields of Cameroon CA. 1780-1900, lay emphasis on "The demand of slaves in Europe, America, Saudi Arabia, and other Asia minor states between 16th and 19th centuries transformed slavery and slave trade into a trans-continental transaction"[13]. Slaves taken to the other continent through these religious raids were exported to the extent of America, Europe and Asian continents. But what should also be noted here is the fact, the Wimbum constituted of three clans with a population according to 2006 census to be 236,000 people and is made up of three clans; Warr, Tang and Yar which each is divided into independent polities with thirty four Fondoms. Yar supplied slaves after some battles fought and several war soldiers died. When the Yar were defeated, their chief, FonMforambo, his wives, children and a good number of Yar peoples were taken into slavery. The Fulani chambaraid was a religious conflict against the traditional group of Wimbumland in the North West region of Cameroon. Other of such wars raids swept other cross section of that region, like Bali-Kumbat, Bali-Nyonga, Santa but some section has been peacefully settled by the Muslim population today[14]. During the period of raids, the Kom soldiers will raid as far distances as Bafut, Mankon, Bambili, Babanki, Esu in the Western Grassfields thus a mean where slaves were capture for the transatlantic slave trade for the Americas.

While other tribes among the aforementioned do same to the others when in need of slaves. Each at this level struggling to put his or her religion in state thus tantamounting to expanding or establishing an expansionist policy of religion and it believes at the same time. These religions clashes also culminated to acquiring slaves that was transported during the transatlantic slave trade to the America. By each struggling to established her religions hegemony and cultural affinity plunges into catastrophes. Many people also in addition lost their lives hence making the whole and entire system "vivre en temour" that is fears, timid and unsure for tomorrow intention because all was expose for victimisation[15]. It should be noted that the Muslims and Christians had been having some minor and major conflict externally that also impacted activities from the Dahomey, Nigeria to Cameroon, Gabon, Congo Democratic Republic and Congo Brazaville not leaving out the Island of Sâo Tome and Fernando Po (Malabo) as seen in the second map above. During some of the religious war fought millions of slaves were captured, some displaced and today find themselves in other continents such as the continent of America. Well, to others religion believes are not so much sources of conflict as major hope force in civil society and key provider of belief and development for the various civil societies for the needy particularly given the widespread reality of failed states and collapsing government services[16].

Some Resolutions on Religions differences as means of acquiring slaves in the Gulf of Guinea during the slave trade period.

a) Through Revolutions

As solutions to all the above religious that led to conflicts; wars and raids, it started from a growing movement against the slave trade after the Haitan Revolutions. Initially, the Americans with the quarkers "society of friends" never turn down any oof the doctrine, religions but activated and promoted by promulgation of the Christians, Muslims and African traditions culture in Americas. As a mother of all cultures, civilization all is well acknowledged and practically enforced in the worldly continents with no exception in a peaceful manner as variety is one of the key to development. Particularly, in industrialised Great Britain, these religions has culminated in 1808 in a policy of "recapture" like that of (Orisha) journeys: The role of Travel in the Birth of Yoruba-Atlantic Religions. The Yoruba term for Orisha is Orisa, Orisha in the British Caribbean, Orixa in Brazil and Oricha in Cuba-denotes entities often described as "gods" or "saints" as well as the traditions devoted to their worship. This conflict that provided slaves for the transatlantic slave trade was combated by the British Navy, began seizing slave ships, on the high seas in the Atlantic Gulf of Guinea from Sierra Leone to Southern Gulf of Guinea[17]. Releasing about 12,765 slaves thus their captives at Freetown in Sierra Leone but this reduce the demand for slaves trading centres in Yoruba land but in later period other issues stimulated the trade rather than a deterrent. To this an ambiguity result was released immigrating of the "Recaptive" as soldiers or for tertiary movements to the West Indies or remain in the colony and became subject to an active program of evangelization and mission education and many became voluntarily by

[13] Simon Tata Ngenge, Chamba-*Fulani slave Raiders in Wimbumland, BamendaGrassfields of Cameroon CA. 1780-1900, In Pan Tikar Journal of History, vol 1, N° 1,* Department of History, Higher Teacher Training University of Bamenda College, Bamenda, Bambili, March 2013, P.10.

[14] Ibid, PP. 13-16 (The Wimbum of the Nkambe Plateau in the Bamenda Grasslands were not spared from the inhuman traffic during the Trans-Saharan and Transatlantic slave trade inspite of the 1833 Abolition Act that forbade slavery and slave trade in the British colonies, slave rfaids and trade continued in the hinterlands unabated. This was the case of the Nkambe plateau that fell prey to Chamba and Fulani raids. The Chamba raids in the area began in Ca 1780 and ended in 1827. The Fulani raids came on the heels of the Chamba raids in Ca 1840 and stretch intermetently up to 1900". Simon Tata. PP. 10-11.

[15] To some outside observers, this is a volatile religious fault line-the site, for example, of al-Qaeda's first major terrorist strike, the bombing of the US embassies in Kenya and Tanzania in 1998, and more recently of ethnic and sectarian bloodshed in Nigeria, where hundreds of Muslims and Christians have been killed.

[16] In Tolerance and Tension : Islam and Christianity in Sub-Saharan Africa, April 15 2010. (Demographic study) Pew Research Center.

[17] Peter F. Cohen, *Orisha Journeys*… P.19

© 2020 Global Journals

themselves, missionaries who carried out evangelic crusades and some learn crafts and trades, and others did commercialisation of legitimate goods. Some hundreds and thousands raised money to buy the seized ships, vessels, canoes that were captured as dealing objects for the slave trade. These merchandises were auctioned by the British at organised bargain points in cheap prices which they use to trade along the ports from which they had been sold. According to Peter Cohen.

> "Those who joined the British West Indies Regiment were sent throughout the Caribbean and Africa. Composed of emancipated West Indians and recaptured Africans, the Regiment counted over 12,000 recaptives by 1840… One British observer stated in 1837 that the whole of our African corps, and a great part of our West Indies, are supplied from the liberated Africans at Sierra Leone… service in the Regiment opened a new channel of contact between Africans in Sierra Leone, the West Indies and Yoruba land. In 1865 the Regiment was sent to Abeokuta, and some soldiers made contact with their hometown…
>
> Those who were sent to the Carribean as indentured laborers replaced the emancipated slaves who had deserted the plantations after abolition, producing sugar for sale in direct competition with their enslaved compatriots in Brazil and Cuba. Although liberated Africans had begun migrating to the British West Indies around 1834, with approximately 3,200 arrivals by 1840…, it was the influx of 36.120 recaptives from Sierra Leone and St. Helena between 1841 that and 1867 that brought significant influx of Yoruba speakers to Trinidad, British Guyana and Jamaica with smaller numbers going to St. Vincent, St. Kitts, St. Lucia, Dominica, Tobago and Grenada after 1848.
>
> The British also (as a solution more to regulate the religious conflicts or discouraged it from its roots) began recapturing slave ships in the Carribbean after 1846, by 1808 and releasing their captives in Cuba. While only 1.056 recaptives had entered Cuba by 1846, by 1860 the number had jumped to 11,000. Although an indeterminate number were re-enslaved in Cuba, most blended into the Urban population of free and enslaved Africans… The mixed commissions (international anti-slaving courts) in Rio and Havama sent 893 recaptives to British Guyana, 687 to Jamaica, and 879 to Trinidad… During the… over half of the recaptives in Sierra Leone were Yoruba…"[18]

From the above citation, we take note of the recognised facts and evidence that in Cuba and Brazil practical abolition took place in 1886 and 1888 respectively. In the years 1990s and 2000s conflicts between the Moslem and Christians has resurfaced in several folds, this gave way for forced demographic movements as most slave "recaptured" moved to the sugar producing areas of Bahia and Cuba altered by the British efforts to thwart the slave trade, voluntary contacts were promulgated that stopped in conflict in a radiating manner in Africa and some between Nigeria and Cameroon migrated to America, Europe and other parts in Africa respectively. It demands for slaves was ended then religious conflicts will also end. The Yoruba Africans began returning home as all these took place in the 19thand to aftermath 20thcentury. In the 1900 which was the onset of the 20th century, the religious landscape of Sub-Saharan Africa has changed dramatically but both Muslims and Christians were relatively small minorities in the region. Greater majority practically lay on the bare footing of African traditional religion which the aforementioned made up just less than a quarter of the population, according to historical estimates from the world religion Data base[19].

Since then, however the number of Muslims living between the Sahara Deserts and the Cape of Good Hope has increased more than 20 fold, rising from an estimated 11 million in 1900 to approximately 234 million in 2010. The number of Christians has grown even faster, soaring almost 70 fold from about 7 million to 470 million. Sub-Saharan Africa now is home to about one-in-five of all the Christians in the world (21%) and more than one-seven of the world's Muslims (15%)[20] .

As greatly noted, cultural matters keep arising which brought intermarriages amongst the various religious groupings making them to throw away conflicts and embraced tolerances and peace? Today, we fine peace pact with the American Head of State Donald Trump and the Islamic world. They had decided to open trade links with one another diplomatically and economic Developments. It should be worth noticing that the two faiths are roughly balanced from the United Nations population estimates survey reports[21]. Since Northern Africa is heavily Muslims and Southern Africa is heavily Christians, the great meeting place is in the middle, a 4000-mile swath from Somalia in the east to Senegal in the West down to the Gulf of Guinea. (See table)

[18] Peter F Cohen, *Orisha Journeys*… P 20

[19] Ibid.

[20] Religion and Public life, Demographic study, Tolerance and Tension: Islam and Christianity in Sub-Saharan Africa Pew Research Center April 15, 2010, P. 2

[21] Pew forum on Religion and Public life, April 2010 with 400 million to 500 million followers each.

© 2020 Global Journals

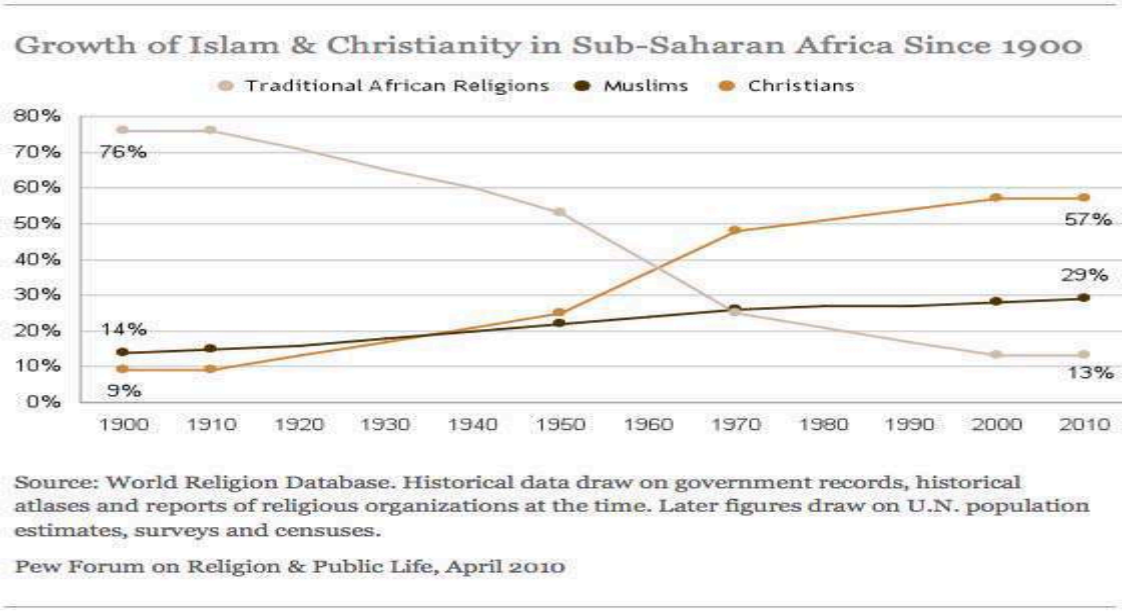

Sources: Authors Research Table

Traditional African Religions, Muslims and Christians due to the tolerance of the United States and the United Nations Organisations that came up after the fall of the League of Nations has allowed different religions, in their varieties to exist like the African traditional, Muslims and Christian religions, with their mixture nowadays that was not permitted in the long past years. Other faith from Latin and North America continue to infiltrate in the Gulf of Guinea which should be more concentrated to create soft mine of the people in the Gulf to embrace development. *(see table for of Latin and North American religions).* Those found at the Gulf of Guinea viewed sub-Saharan themselves within the conglomeration of the religion in their lives and societies which the question has also been addressed by Pew Research Center Forum on Religion and Public life with generous funding from the Pew charitable Trusts and the John Templeton Foundation[22]. Many of those involved within the two doctrines has yet continue to practice elements of traditional African religions. More so, many support democracy today at the Gulf of Guinea like Nigeria that was first ones a military state country. It has been confirmed of it goodness, people from other religions are able to practice their faith freely, which they wish to make the Bible or Sharia law the official law of the land but the supreme world body organization has brought more concrete resolution by accepting the different religion existence for better and lasting development which should be enlarged geared toward growth in the gulf of Guinea like Nigeria and Cameroon[23].

[22] This foundation conducted findings which more 25 000 interviews in about 60 languages or dialects in 19 countries making 75% of the population was diagnosed. From Louis Lugo and Cooperman in Growth of Islam and Christianity in Sub-Saharan Africa since 1900.

[23] It should be noted that both that both Muslims and Christians recognize positive attributes in one another, tension lie close to the surface.

© 2020 Global Journals

Table: Some Religious Bodies in the America

No.	Religious Body	Year Reported	Place of Worship Reported	Membership (Thousand)	Number of Clergy
1	African Methodist Episcopal Church	1999	-1	2500	7741
2	African Methodist Episcopal Zone Church	2002	3226	1431	3252
3	American Baptist Association	1998	1760	275	1740
4	Amish Old Order	1993	898	227	3592
5	American Baptist Churches U S A	1998	3800	1507	4145
6	Antiochian Orthodox Christian Archdiocese of North America	1998	220	65	263
7	American Apostolic Church	2010	153	1000	200
8	Assemblies of God	2009	12371	2914	34504
9	Baptist Bible Fellowship International	1997	4500	1200	-1
10	Baptist General Conference	1998	876	141	-1
11	Baptist Missionary Association of America	1999	1334	235	1525
12	Buddhism	2001	-1	1082	-1
13	Christian and Missionary Alliance. The	1998	1964	346	1629
14	Christian Brethren (Plymouth Brethren)	1997	1150	100	-1
15	Christian Church (Disciples of Christ)	1997	3818	879	3419
16	Christian Churches and Churches of Christ	1998	5579	1072	5525
17	Christian Congregation.Inc.The	1998	1438	117	1436
18	Christian Methodist Episcopal Church	1983	2340	719	-1
19	Christian Reformed Church in North America	1998	733	199	-1
20	Church of God in Christ	1991	15300	5500	28988
21	Church of God of Prophecy	1997	1908	77	2000
22	Church of God (Anderson, IN)	1998	2353	234	3034
23	Church of God (Cleveland, Tennessee)	1995	6060	753	3121
24	The Chuech of Jesus Christ of Latter-day Saints	2005	12753	5691	38259
25	Church of the Brethren	1997	1095	141	827
26	Church of the Nazarene	1998	5101	627	4598
27	Churches of Christ	1999	15000	1500	14500
28	Conservative Baptist Association of America	1998	1200	200	-1
29	Community of Christ	1998	1236	140	19319
30	Coptic Orthodox Church	2003	200	1000	200
31	Cumberland Presbyterian Church	1998	774	87	634
32	Episcopal Church	1996	7390	2365	8131
33	Evangelical Covenant Church.The	1998	628	97	607
34	Evangelical Free Church of America. The	1995	1224	243	1936
35	Evangelical Lutheran Church in America	1998	10862	5178	9646
36	Evangelical Presbyterian Church	1998	187	61	262
37	Free Methodist Church of North America	1998	990	73	-1
38	Full Gospel Fellowship	1999	896	275	2070
39	General Association of General Baptists	1997	790	72	1085
40	General Association of Regular Baptist Churches	1998	1415	102	-1
41	U S Conference of Mennonite Brethren Churches	1996	368	82	590
42	Grace Gospel Fellowship	1992	128	60	160
43	Greek Orthodox Archdiocese of America	1998	523	1955	596
44	Hinduism	2001	-1	766	-1
45	Independent Fundamental Churches of America	1991	659	62	-1
46	International Church of the foursquare Gospel	1998	1851	238	4900
47	International Council of Community Churches	1998	150	250	182
48	International Pentecostal Holiness Church	1998	1716	177	1507
49	Islam	2001	-1	1104	-1
50	Jainism	-1	-1	50	-1
51	Jehovahs Witnesses	2011	11876	1200	-1
52	Judaism	2006	3727	6452	-1
53	Lutheran Church-Missouri Synod.The	1998	6218	2594	5227

© 2020 Global Journals

54	Mennonite Church U S A	2005	943	114	-1
55	National Association of Congregational Christian Churches	1998	416	67	534
56	National Association of Free Will Baptist	1998	2297	210	2800
57	National Baptist Convention of America Inc	1987	2500	3500	8000
58	National Baptist Convention U S A Inc	1992	33000	8200	32832
59	National Missionary Baptist Convention of America	1992	-1	2500	-1
60	Orthodox Church in America	1992	625	1000	700
61	Pentecostal Assembly of the World. Inc	1998	1750	1500	4500
62	Pentecostal Church of God	1998	1237	104	-1
63	Pentecostal Church International United	2008	28351	4037	22881
64	Presbyterian Church in America	1997	1340	280	1642
65	Presbyterian Church (U S A)	1998	11260	3575	9390
66	Progressive National Baptist Church Convention. Inc	1995	2000	2500	-1

Source: Statistics from the American Bureau for States Census

b) Reaction from the United Nations

The United Nations has given her own point of view under the United Nation Charter, Chapter IX, titled, International Economic and Social cooperation in or under article 55 and 56 as stated;

Article 55;

"With a view to the creation of condition of stability and well-being which are necessary for peaceful and friendly relations among nations based on respect for the principle of equal rights and self-determination of peoples, the United Nations shall promote:

a) Higher standards of living full employment and conditions of economic and social progress and development;
b) Solutions of International economic, social, health and related problems, and international cultural and educational cooperation and
c) Universal respect for and observance of human rights and fundamental freedoms for all without distinction as to race, sex, language, or religion.

Article 56;

All members pledge themselves to take joint and separate action in co-operation with the organization for the achievement of the purpose set forth in Article 55" [24].

The United Nation Charter and the International Court of Justice is aware that religion contributed in all round activity of the world. Therefore, the degree of concern in the Gulf of Guinea about religious conflict varies from country to country but tracks closely with the degree of concern about ethnic conflict in many countries, suggesting that they are often related. To bring peace, the United Nations addressed this in article 55 and 56 so as to avoid conflict on religion, forester development in employment, cooperation in the social, economic and race, sex and languages since they are angles of development promotion. But since some don't know each side religion so well some thought that as the paradox denotes, the Muslims faith was violent which Muslims are significantly more positive in their assessment of Christians than Christians are in their assessment of Muslims[25]. In spite of the dominance of Christianity and Islam, whether or not this entails healers, reincarnation and other elements of typical African religions where the chief priest or the king is work upon as an Intermediary, the majority say it is good to maintain their religion as seen by the Graph below.

[24] Charter of the United Nations and status of the International Court of Justice, PP. 37-38 (United Nation, PP. 37-38 New York).

[25] About 40% of more in a dozen according to the Pew forum on Religion and Public life, April 2010.

© 2020 Global Journals

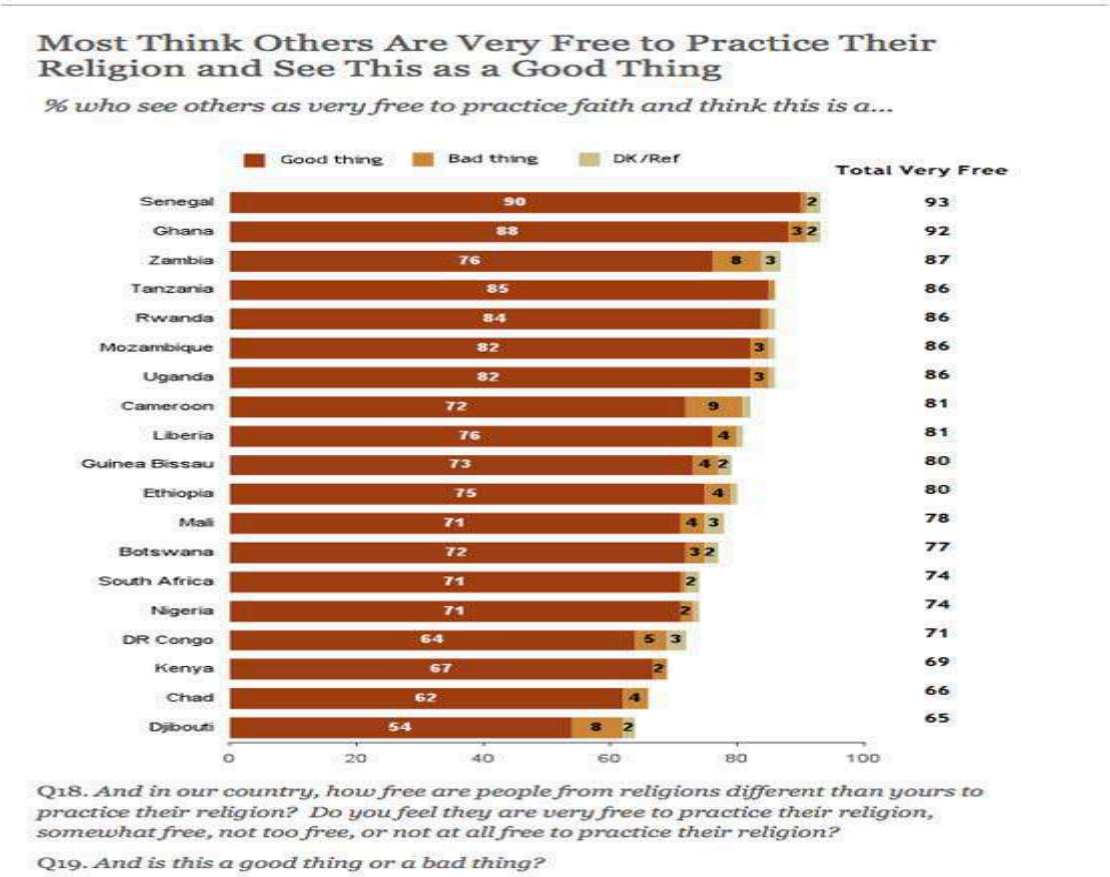

Source: Authors Research Bar chart

Bar Chart 1: Religions Practices should not be forceful but Voluntary free will

Either the Bible or Koran countries surveyed say that they believe in one God and in heaven and hell as such Christians and Muslims believe in the Littoral truth of their scripture. They, the Christians pray every day and attend service ones a week while Muslim pray five times a day and fast during the holy periods of Ramadon or lent which they gave religion alms as such tithing for Christians, Zakat for Muslims. All these worships are very good and important in the lives of the people found at the Gulf of Guinea.

c) *The United Nations in the Universal Declaration of Human Rights.*

Furthermore, according to the work of the Organization under the United Nations in the Universal Declaration of Human Rights.

"Article 1

All human beings are born free and equal in dignity and rights. They are endowed with reasons and conscience and should act towards one another in a spirit of brotherhood.

Article 2

Everyone is entitled to all the rights and freedoms set forth in this Declaration, without distinction of any of any kind, such as race, colour, sex, language religion, political or other opinion, national or social origin, property, birth or other status…

Furthermore, no distinction shall be made on the basis of the political, jurisdictional or International status of the country or territory to which a person belongs, whether it be independent trust, non-self-governing or under any other limitation, of sovereignty.

Article 3

Everyone has the right to life, liberty and security of person.

Article 4

No one shall be held in slavery or servitude, slavery and the slave trade shall be prohibited in all their forms.

Article 5

No one shall be subjected to torture or to cruel, inhuman or degrading treatment or punishment."[26]

From the above laws, slavery and slave trade characteristics could be seen within lines as examine. Slave were tortured, has no liberty and no freedom. They had no right to life due to cruel and inhuman degrading

[26] Universal Declaration of Human Rights, United Nations Department of Public Information by BrotosGhali, Secretary General (former) Introduction Notes. Reprint December 2006, P.7

© 2020 Global Journals

treatment that often go with punishment. This is some of the decency in religious focus that has been adopted and made legal internationally. We can allocate the percentage of how importance religion is to people of some countries in the Gulf of Guinea. Senegal 98%, Guinea Bissau 90%, Ghana 88%, DR Congo 82%, Nigeria 87%, Liberia 87%, Chad 86%, DR Congo 82%, Mali 93%, found in the sub-Saharan region of Africa. The United States has been one and the leading countries.[27] Belief in the protective powers of sacrifices to spirits or Ancestors in percentage at the Gulf of Guinea, All countries 27% Christians 25%, Muslims 30% in the entire Africa. But in the Gulf we have Mali 59%, Senegal 58%, Cameroon 42%, Guinea Bissau 41%, Chad, 41%, Liberia 31%, Ghana 26%, DR Congo 21%, Nigeria 11%, and Zambia 11%, while the faith has been handed down from generation to generation through Oral traditions, Myths, rituals, festivals, shrines, art and symbols and it has no formal creeds or sacred texts comparable to the Bible and Koran. This is lapsed social responsibilities or violation of taboos end up in hardship, suffering and illness for individuals or communities and must be counted with ritual acts, to seek order, harmony and well-being. Religious divinity has been the gold of the African tradition. The percentage of those who accepted that religion is something very good to be freely practice are; Cameroon 81% and Senegal 93% at the Gulf of Guinea only [28].

d) The conventions on the Abolition of slavery and slave trade and other related aspects or issue close to slavery give an account on the abolition of slavery.

Furthermore, with the Resolutions adopted in the conventions on the Abolition of slavery and slave trade and other related aspects or issue close to slavery give an account on the abolition of slavery. With all these laws enforced some important personalities, Cameroonian-Americans were known after a DNA test and some have visited their ancestral land of Bimbia. Among the millions of them are, Naomi Achu, Anthony Anderson, Jasmyne Cannick, Sheryle Lee Ralph, Condolezza Rice, Chris Rock, Tony Rock, Theoson Siebatcheu, Trey Sonze, Jem Spexctar, Jeremy Ebobisse, Roberta Flack, Peter J. Gomes, Michael Hancok (Colorado Politician), Quincy Jones Rashida Jones, YaphetKotto, ArieKouanddjio, Cyrus Kouanjio, NasJoakim Noah, Nde Parker, Les Payne, John Punchi (slave of 1640), EtchuTabe, J.P Tchani, J.P Tokoto, Chris Tucker, Blair Underwood, Jessica Williams (Actress),. *(see picture of some of the above personalities)* India Arie *(Artist)*



Picture: India Arie

Source: India Arie Performs at Majic 1075/975.



Picture: Condolezza Rice

Source: E S D Fomin, Achas Safari Magazine, No 002, july-September 2016.p, 60.



Picture 61: Shelton Jackson(Spike Lee)



Picture: Quincy Jones Quincy Jones

Source: E S D Fomin, Achas Safari Magazine, No 002, July-September 2016.p, 60.

[27] US data : 2009 survey by the Pew Forum on Religion and public life and the Pew Research for the people and the Press and 2007, 2008 and 2009 Pew Global attitudes Projects.

[28] Ibid. (The accusation of Religious hostilities on religion is reciprocal)

© 2020 Global Journals

Other methods to reduced religious conflicts which was a way most Africans were taken prey to the U.S.A were the diversity immigrant lottery that has been made effective for about three decades. Many countries in the world including Africa and the Gulf of Guinea has found themselves today in America through this means not to work as slaves but also to home "White colar jobs". This method does not involve bad treatment of the Black though racism still exists in the America and everywhere in the world.[29]

E-Other Dimensions or Levels

Another conference or worship was organized and held in Yaounde-Cameroon on the team "les site et la mémoire de l'esclavage au Cameroun" in Ecole Nationale Supérieure Polytechnique on the 25-26 July 2019 that participant came from Great Britain, France, Kenya, Cameroon and others from diverse fields of works. This project was to show evidence that slave trade actually existed as the sites, places are found dotted all over the territory in Cameroon. This heritages that it has undergone several stages of development within the entire Gulf of Guinea. Centre D'etudes et du Recherches Pluridisciplinairess sur l'esclavage et la traite en Afrique (CERPETA),[30]. This workshop was organized by a number of Organization and Institution amongst which are CERPETA, Bath SPA, University of Yaounde I, University of Maroua, University of Côte d'Azur, Nice, France, Institute of Research for Development, SLAFNET, (slavery in Africa: a dialogue between Europe and Africa. In this seminar the University of Yaounde I, University of Maroua and the study committee and of pluridisciplinary Research on slavery and the slave trade in Africa (CERPETA) Cameroon were represented. At the opening of the conference the equip of the people or team addressed the participants and observers in the personage of word of welcome from Ahmadou Séhou (University of Maroua and Coordinator-general of (CERPETA), Presentation of the project was done by Marie-Pierre Ballarin (coordinatrice and the principal Investigator, URMIS-MSHS, University of Côte d'Azur, Nice, France. Keynotes comes from Olivate Otale (Bath Spa University, UK) A word from the Rector University of Maroua and a speech from the (Rector) Vice Chanccellor University of Yaounde I. This conference brought out the various sites of slavery and slave trade for development purposes in the nearest future[31].

Another Resolution on religious conflict was the practically enforcement of conventions to all acts contrary to William Wilberforce which later on 26th of April 1955 D.G cudmore (sgd) in his annual report assessment influence some notables role in slavery and slave trade. Also on 3rd July 1957 those who called others as slaves were requested to stop hence on the 26th of July 1957 laws were made applicable to Nigeria and the Federated law officers to fight against the trade. This was also applied in Mamfe, under code decision 195/75 D.O Mamfe, 21st September 1957.

Furthermore, some Christians missionaries' who had been at the Gulf of Guinea cannot be left out in many Christians and Muslims communities. Some liberty villages has also been created by colonial administrators like Lord Lugard which still exist till date. Muslims laws has also been reshaped which accompanied with missionaries activities slaves escaped from their masters while some reclaimed their rights from their masters, Lamidos and became runaway to the missionaries and administrations in 1955, 1957 to 1961. The routes of some laws on Nigeria criminal code 369,371,384 and 269 was grossly enforced hence helped reduced slavery and slave trade within the Gulf of Guinea, by 1961 was enforce in British Cameroon which this area now need to be develop[32].

II. Conclusion

Conflicts on Religion as means of Acquiring slaves in the Gulf of Guinea during the slave trade period.Some Resolutions on Religions differences as means of acquiring slaves in the Gulf of Guinea during the slave trade period have been put forth. Nigeria and Cameroon kept its important position in the slave trade throughout the great expansion of the transatlantic trade after the middle of the seventeenth century. Slightly more slaves came from the Nigerian and Cameroonian coast than from Angola in the eighteenth century, while in the nineteenth century perhaps 30 percent of all slaves sent across the Atlantic came from Nigeria and part from Western part or section of the Cameroon. Over the period of the whole trade, more than 3.5 million slaves were shipped from Nigeria and Cameroon to the Americas. Most of these slaves were Igbo and Yoruba, Bamendas, Mamfe, Bkwerians, Doualas, Bakundus, Bakossians Bangwa, Bassossis, Ejakham, and the Tikars groups from Banyo and Nkambe Bansos with significant concentrations of Hausa, Ibibio, and other ethnic groups The people of Calabar were Efik, a subsection of Ibibio, while Bonny and Elem Kalabari were Ijaw towns. But with the creation of effective international and National bodies for peace respect of

[29] United States Informaation office DV lottery in http://www.state

[30] Center for the Plurisdisciplinary studies and Research on slavery and the slave trade in Africa.(CERPETA).

[31] See archieves of CERPETA and participants. Representatives and participants came from all works of life like the Marine Meseum and Art and Architecture.

[32] Suh Hillary Sama, The suppression of slavery and slave trade in British Cameroons 1916-1961, In Nka ? lumiere Numero 19, 1st semester 2018 Dschang, University of Dschang, 2018, PP, 290-293. (Under UNSUC of 1958)

© 2020 Global Journals

each religion has surfaced thus the need for this area to be developed that goes with The French President Francois Hollan Speech in 2012.Therefore what measures could be taken to apply directly by World bodies, organisation to development Nigeria and Cameroon?

Bibliography

1. Fomin E S D, *Achas Safari Magazine, No 002*, July-September 2016.
2. Oliver Roland and Atmore Anthony, *Africa since 1800,* Fourth Edition, Cambridge University Press, Cambridge, 1986.
3. Tata Ngenge Tata Simon, Chamba-*Fulani slave Raiders in Wimbumland, Bamenda Grassfields of Cameroon CA. 1780-1900, In Pan Tikar Journal of History, Vol 1, N° 1,* Department of History, Higher Teacher Training University of Bamenda College, Bamenda, Bambili, March 2013.
4. Ryder A F C, *Portuguese and Dutch in West Africa before 1800, In A Thousand Years of West African History, edited by J.F Ade Ajayi and Lan Espie,* Nelson/IUP, 1968.
5. Oji Olatunji, *The slave ship Manuelita and the story of a Yoruba community, 1833-1834,* Department of History, Brock University, St. Catherine, Canada, 03 march 2017.
6. Sama Suh Hillary, *Some Historical Essentials : From the slave trade to Present and Past legacies and memories in Eastern Nigeria and Cameroon from 1800 to 1914, Gulf of Guinea First Edition* Maryland publishers Bamenda, Cameroon, December 2017.
7. Cohen F Peter, *Orisha Journeys: The Role of Travel in the Birth of Yoruba-Atlantic Religions, in Archeologie de science sociale de Religion,* Columbia University, New York, EHESS, Paris, Janvier-Mars 2002.
8. In Tolerance and Tension: Islam and Christianity in Sub-Saharan Africa, April 15 2010. (Demographic study) Pew Research Center.
9. Religion and Public life, Demographic study, Tolerance and Tension: Islam and Christianity in Sub-Saharan Africa Pew Research Center April 15, 2010, P. 2.
10. Pew forum on Religion and Public life, April 2010 with 400 million to 500 million followers each.
11. Charter of the United Nations and status of the International Court of Justice, PP. 37-38 (United Nation, PP. 37-38 New York.
12. Universal Declaration of Human Rights, United Nations Department of Public Information by Brotos Brotos Ghali, Secretary General (former) Introduction Notes. Reprint December 2006, P.7
13. US data: 2009 survey by the Pew Forum on Religion and public life and the Pew Research for the people and the Press and 2007, 2008 and 2009 Pew Global attitudes Projects.
14. United States Informaation office DV lottery in http://www.state
15. Center for the Plurisdisciplinary studies and Research on slavery and the slave trade in Africa. (CERPETA).
16. See archieves of CERPETA and participants. Representatives and participants came from all works of life like the Marine Meseum and Art and Architecture.
17. Statistics from the American Bureau for States Census.

© 2020 Global Journals

Global Journals Guidelines Handbook 2020

www.GlobalJournals.org

Memberships

Fellows/Associates of Social Science Research Council

FSSRC/ASSRC Memberships



Introduction

FSSRC/ASSRC is the most prestigious membership of Global Journals accredited by Open Association of Research Society, U.S.A (OARS). The credentials of Fellow and Associate designations signify that the researcher has gained the knowledge of the fundamental and high-level concepts, and is a subject matter expert, proficient in an expertise course covering the professional code of conduct, and follows recognized standards of practice. The credentials are designated only to the researchers, scientists, and professionals that have been selected by a rigorous process by our Editorial Board and Management Board.

Associates of FSSRC/ASSRC are scientists and researchers from around the world are working on projects/researches that have huge potentials. Members support Global Journals' mission to advance technology for humanity and the profession.

FSSRC

Fellow of Social Science Research Council

FELLOW OF SOCIAL SCIENCE RESEARCH COUNCIL is the most prestigious membership of Global Journals. It is an award and membership granted to individuals that the Open Association of Research Society judges to have made a 'substantial contribution to the improvement of computer science, technology, and electronics engineering.

The primary objective is to recognize the leaders in research and scientific fields of the current era with a global perspective and to create a channel between them and other researchers for better exposure and knowledge sharing. Members are most eminent scientists, engineers, and technologists from all across the world. Fellows are elected for life through a peer review process on the basis of excellence in the respective domain. There is no limit on the number of new nominations made in any year. Each year, the Open Association of Research Society elect up to 12 new Fellow Members.

Benefit

To the institution

Get letter of appreciation

Global Journals sends a letter of appreciation of author to the Dean or CEO of the University or Company of which author is a part, signed by editor in chief or chief author.



Exclusive Network

Get access to a closed network

A FSSRC member gets access to a closed network of Tier 1 researchers and scientists with direct communication channel through our website. Fellows can reach out to other members or researchers directly. They should also be open to reaching out by other.

Career | Credibility | Exclusive | Reputation



Certificate

Certificate, LOR and Laser-Momento

Fellows receive a printed copy of a certificate signed by our Chief Author that may be used for academic purposes and a personal recommendation letter to the dean of member's university.

Career | Credibility | Exclusive | Reputation



Designation

Get honored title of membership

Fellows can use the honored title of membership. The “FSSRC” is an honored title which is accorded to a person’s name viz. Dr. John E. Hall, Ph.D., FSSRC or William Walldroff, M.S., FSSRC.

Career | Credibility | Exclusive | Reputation

Recognition on the Platform

Better visibility and citation

All the Fellow members of FSSRC get a badge of "Leading Member of Global Journals" on the Research Community that distinguishes them from others. Additionally, the profile is also partially maintained by our team for better visibility and citation. All fellows get a dedicated page on the website with their biography.

Career | Credibility | Reputation

© Copyright by Global Journals | Guidelines Handbook

Future Work

Get discounts on the future publications

Fellows receive discounts on future publications with Global Journals up to 60%. Through our recommendation programs, members also receive discounts on publications made with OARS affiliated organizations.

Career | Financial



GJ Account

Unlimited forward of Emails

Fellows get secure and fast GJ work emails with unlimited forward of emails that they may use them as their primary email. For example,
john [AT] globaljournals [DOT] org.

Career | Credibility | Reputation



Premium Tools

Access to all the premium tools

To take future researches to the zenith, fellows receive access to all the premium tools that Global Journals have to offer along with the partnership with some of the best marketing leading tools out there.

Financial

Conferences & Events

Organize seminar/conference

Fellows are authorized to organize symposium/seminar/conference on behalf of Global Journal Incorporation (USA). They can also participate in the same organized by another institution as representative of Global Journal. In both the cases, it is mandatory for him to discuss with us and obtain our consent. Additionally, they get free research conferences (and others) alerts.

Career | Credibility | Financial

Early Invitations

Early invitations to all the symposiums, seminars, conferences

All fellows receive the early invitations to all the symposiums, seminars, conferences and webinars hosted by Global Journals in their subject.

Exclusive



Publishing Articles & Books

Earn 60% of sales proceeds

To take future researches to the zenith, fellows receive access to all the premium tools that Global Journals have to offer along with the partnership with some of the best marketing leading tools out there.

Exclusive | Financial

Reviewers

Get a remuneration of 15% of author fees

Fellow members are eligible to join as a paid peer reviewer at Global Journals Incorporation (USA) and can get a remuneration of 15% of author fees, taken from the author of a respective paper.

Financial

Access to Editorial Board

Become a member of the Editorial Board

Fellows may join as a member of the Editorial Board of Global Journals Incorporation (USA) after successful completion of three years as Fellow and as Peer Reviewer. Additionally, Fellows get a chance to nominate other members for Editorial Board.

Career | Credibility | Exclusive | Reputation

And Much More

Get access to scientific museums and observatories across the globe

All members get access to 5 selected scientific museums and observatories across the globe. All researches published with Global Journals will be kept under deep archival facilities across regions for future protections and disaster recovery. They get 10 GB free secure cloud access for storing research files.

© Copyright by Global Journals | Guidelines Handbook

ASSRC

ASSOCIATE OF SOCIAL SCIENCE RESEARCH COUNCIL

ASSOCIATE OF SOCIAL SCIENCE RESEARCH COUNCIL is the membership of Global Journals awarded to individuals that the Open Association of Research Society judges to have made a 'substantial contribution to the improvement of computer science, technology, and electronics engineering.

The primary objective is to recognize the leaders in research and scientific fields of the current era with a global perspective and to create a channel between them and other researchers for better exposure and knowledge sharing. Members are most eminent scientists, engineers, and technologists from all across the world. Associate membership can later be promoted to Fellow Membership. Associates are elected for life through a peer review process on the basis of excellence in the respective domain. There is no limit on the number of new nominations made in any year. Each year, the Open Association of Research Society elect up to 12 new Associate Members.

To the institution

Get letter of appreciation

Global Journals sends a letter of appreciation of author to the Dean or CEO of the University or Company of which author is a part, signed by editor in chief or chief author.



Exclusive Network

Get access to a closed network

A ASSRC member gets access to a closed network of Tier 2 researchers and scientists with direct communication channel through our website. Associates can reach out to other members or researchers directly. They should also be open to reaching out by other.

Career | Credibility | Exclusive | Reputation



Certificate

Certificate, LoR and Laser-Momento

Associates receive a printed copy of a certificate signed by our Chief Author that may be used for academic purposes and a personal recommendation letter to the dean of member's university.

Career | Credibility | Exclusive | Reputation



Designation

Get honored title of membership

Associates can use the honored title of membership. The “ASSRC” is an honored title which is accorded to a person’s name viz. Dr. John E. Hall, Ph.D., ASSRC or William Walldroff, M.S., ASSRC.

Career | Credibility | Exclusive | Reputation

Recognition on the Platform

Better visibility and citation

All the Associate members of ASSRC get a badge of "Leading Member of Global Journals" on the Research Community that distinguishes them from others. Additionally, the profile is also partially maintained by our team for better visibility and citation.

Career | Credibility | Reputation

© Copyright by Global Journals | Guidelines Handbook

Future Work

Get discounts on the future publications

Associates receive discounts on future publications with Global Journals up to 30%. Through our recommendation programs, members also receive discounts on publications made with OARS affiliated organizations.

Career | Financial



GJ Account

Unlimited forward of Emails

Associates get secure and fast GJ work emails with 5GB forward of emails that they may use them as their primary email. For example, john [AT] globaljournals [DOT] org.

Career | Credibility | Reputation



Premium Tools

Access to all the premium tools

To take future researches to the zenith, fellows receive access to almost all the premium tools that Global Journals have to offer along with the partnership with some of the best marketing leading tools out there.

Financial

Conferences & Events

Organize seminar/conference

Associates are authorized to organize symposium/seminar/conference on behalf of Global Journal Incorporation (USA). They can also participate in the same organized by another institution as representative of Global Journal. In both the cases, it is mandatory for him to discuss with us and obtain our consent. Additionally, they get free research conferences (and others) alerts.

Career | Credibility | Financial

Early Invitations

Early invitations to all the symposiums, seminars, conferences

All associates receive the early invitations to all the symposiums, seminars, conferences and webinars hosted by Global Journals in their subject.

Exclusive



Publishing Articles & Books

Earn 60% of sales proceeds

Associates can publish articles (limited) without any fees. Also, they can earn up to 30-40% of sales proceeds from the sale of reference/review books/literature/publishing of research paper.

Exclusive | Financial

Reviewers

Get a remuneration of 15% of author fees

Associate members are eligible to join as a paid peer reviewer at Global Journals Incorporation (USA) and can get a remuneration of 15% of author fees, taken from the author of a respective paper.

Financial

And Much More

Get access to scientific museums and observatories across the globe

All members get access to 2 selected scientific museums and observatories across the globe. All researches published with Global Journals will be kept under deep archival facilities across regions for future protections and disaster recovery. They get 5 GB free secure cloud access for storing research files.

Associate	Fellow	Research Group	Basic
$4800 **lifetime designation**	$6800 **lifetime designation**	$12500.00 **organizational**	APC **per article**
Certificate, LoR and Momento **2** discounted publishing/year **Gradation** of Research **10** research contacts/day **1 GB** Cloud Storage **GJ** Community Access	**Certificate,** LoR and Momento **Unlimited** discounted publishing/year **Gradation** of Research **Unlimited** research contacts/day **5 GB** Cloud Storage **Online Presense** Assistance **GJ** Community Access	**Certificates,** LoRs and Momentos **Unlimited** free publishing/year **Gradation** of Research **Unlimited** research contacts/day **Unlimited** Cloud Storage **Online Presense** Assistance **GJ** Community Access	**GJ** Community Access

Preferred Author Guidelines

We accept the manuscript submissions in any standard (generic) format.

We typeset manuscripts using advanced typesetting tools like Adobe In Design, CorelDraw, TeXnicCenter, and TeXStudio. We usually recommend authors submit their research using any standard format they are comfortable with, and let Global Journals do the rest.

Alternatively, you can download our basic template from https://globaljournals.org/Template.zip

Authors should submit their complete paper/article, including text illustrations, graphics, conclusions, artwork, and tables. Authors who are not able to submit manuscript using the form above can email the manuscript department at submit@globaljournals.org or get in touch with chiefeditor@globaljournals.org if they wish to send the abstract before submission.

Before and during Submission

Authors must ensure the information provided during the submission of a paper is authentic. Please go through the following checklist before submitting:

1. Authors must go through the complete author guideline and understand and *agree to Global Journals' ethics and code of conduct,* along with author responsibilities.
2. Authors must accept the privacy policy, terms, and conditions of Global Journals.
3. Ensure corresponding author's email address and postal address are accurate and reachable.
4. Manuscript to be submitted must include keywords, an abstract, a paper title, co-author(s') names and details (email address, name, phone number, and institution), figures and illustrations in vector format including appropriate captions, tables, including titles and footnotes, a conclusion, results, acknowledgments and references.
5. Authors should submit paper in a ZIP archive if any supplementary files are required along with the paper.
6. Proper permissions must be acquired for the use of any copyrighted material.
7. Manuscript submitted *must not have been submitted or published elsewhere* and all authors must be aware of the submission.

Declaration of Conflicts of Interest

It is required for authors to declare all financial, institutional, and personal relationships with other individuals and organizations that could influence (bias) their research.

Policy on Plagiarism

Plagiarism is not acceptable in Global Journals submissions at all.

Plagiarized content will not be considered for publication. We reserve the right to inform authors' institutions about plagiarism detected either before or after publication. If plagiarism is identified, we will follow COPE guidelines:

Authors are solely responsible for all the plagiarism that is found. The author must not fabricate, falsify or plagiarize existing research data. The following, if copied, will be considered plagiarism:

- Words (language)
- Ideas
- Findings
- Writings
- Diagrams
- Graphs
- Illustrations
- Lectures

- Printed material
- Graphic representations
- Computer programs
- Electronic material
- Any other original work

Authorship Policies

Global Journals follows the definition of authorship set up by the Open Association of Research Society, USA. According to its guidelines, authorship criteria must be based on:

1. Substantial contributions to the conception and acquisition of data, analysis, and interpretation of findings.
2. Drafting the paper and revising it critically regarding important academic content.
3. Final approval of the version of the paper to be published.

Changes in Authorship

The corresponding author should mention the name and complete details of all co-authors during submission and in manuscript. We support addition, rearrangement, manipulation, and deletions in authors list till the early view publication of the journal. We expect that corresponding author will notify all co-authors of submission. We follow COPE guidelines for changes in authorship.

Copyright

During submission of the manuscript, the author is confirming an exclusive license agreement with Global Journals which gives Global Journals the authority to reproduce, reuse, and republish authors' research. We also believe in flexible copyright terms where copyright may remain with authors/employers/institutions as well. Contact your editor after acceptance to choose your copyright policy. You may follow this form for copyright transfers.

Appealing Decisions

Unless specified in the notification, the Editorial Board's decision on publication of the paper is final and cannot be appealed before making the major change in the manuscript.

Acknowledgments

Contributors to the research other than authors credited should be mentioned in Acknowledgments. The source of funding for the research can be included. Suppliers of resources may be mentioned along with their addresses.

Declaration of funding sources

Global Journals is in partnership with various universities, laboratories, and other institutions worldwide in the research domain. Authors are requested to disclose their source of funding during every stage of their research, such as making analysis, performing laboratory operations, computing data, and using institutional resources, from writing an article to its submission. This will also help authors to get reimbursements by requesting an open access publication letter from Global Journals and submitting to the respective funding source.

Preparing your Manuscript

Authors can submit papers and articles in an acceptable file format: MS Word (doc, docx), LaTeX (.tex, .zip or .rar including all of your files), Adobe PDF (.pdf), rich text format (.rtf), simple text document (.txt), Open Document Text (.odt), and Apple Pages (.pages). Our professional layout editors will format the entire paper according to our official guidelines. This is one of the highlights of publishing with Global Journals—authors should not be concerned about the formatting of their paper. Global Journals accepts articles and manuscripts in every major language, be it Spanish, Chinese, Japanese, Portuguese, Russian, French, German, Dutch, Italian, Greek, or any other national language, but the title, subtitle, and abstract should be in English. This will facilitate indexing and the pre-peer review process.

The following is the official style and template developed for publication of a research paper. Authors are not required to follow this style during the submission of the paper. It is just for reference purposes.

Manuscript Style Instruction (Optional)

- Microsoft Word Document Setting Instructions.
- Font type of all text should be Swis721 Lt BT.
- Page size: 8.27" x 11'", left margin: 0.65, right margin: 0.65, bottom margin: 0.75.
- Paper title should be in one column of font size 24.
- Author name in font size of 11 in one column.
- Abstract: font size 9 with the word "Abstract" in bold italics.
- Main text: font size 10 with two justified columns.
- Two columns with equal column width of 3.38 and spacing of 0.2.
- First character must be three lines drop-capped.
- The paragraph before spacing of 1 pt and after of 0 pt.
- Line spacing of 1 pt.
- Large images must be in one column.
- The names of first main headings (Heading 1) must be in Roman font, capital letters, and font size of 10.
- The names of second main headings (Heading 2) must not include numbers and must be in italics with a font size of 10.

Structure and Format of Manuscript

The recommended size of an original research paper is under 15,000 words and review papers under 7,000 words. Research articles should be less than 10,000 words. Research papers are usually longer than review papers. Review papers are reports of significant research (typically less than 7,000 words, including tables, figures, and references)

A research paper must include:

a) A title which should be relevant to the theme of the paper.
b) A summary, known as an abstract (less than 150 words), containing the major results and conclusions.
c) Up to 10 keywords that precisely identify the paper's subject, purpose, and focus.
d) An introduction, giving fundamental background objectives.
e) Resources and techniques with sufficient complete experimental details (wherever possible by reference) to permit repetition, sources of information must be given, and numerical methods must be specified by reference.
f) Results which should be presented concisely by well-designed tables and figures.
g) Suitable statistical data should also be given.
h) All data must have been gathered with attention to numerical detail in the planning stage.

Design has been recognized to be essential to experiments for a considerable time, and the editor has decided that any paper that appears not to have adequate numerical treatments of the data will be returned unrefereed.

i) Discussion should cover implications and consequences and not just recapitulate the results; conclusions should also be summarized.
j) There should be brief acknowledgments.
k) There ought to be references in the conventional format. Global Journals recommends APA format.

Authors should carefully consider the preparation of papers to ensure that they communicate effectively. Papers are much more likely to be accepted if they are carefully designed and laid out, contain few or no errors, are summarizing, and follow instructions. They will also be published with much fewer delays than those that require much technical and editorial correction.

The Editorial Board reserves the right to make literary corrections and suggestions to improve brevity.



Format Structure

It is necessary that authors take care in submitting a manuscript that is written in simple language and adheres to published guidelines.

All manuscripts submitted to Global Journals should include:

Title

The title page must carry an informative title that reflects the content, a running title (less than 45 characters together with spaces), names of the authors and co-authors, and the place(s) where the work was carried out.

Author details

The full postal address of any related author(s) must be specified.

Abstract

The abstract is the foundation of the research paper. It should be clear and concise and must contain the objective of the paper and inferences drawn. It is advised to not include big mathematical equations or complicated jargon.

Many researchers searching for information online will use search engines such as Google, Yahoo or others. By optimizing your paper for search engines, you will amplify the chance of someone finding it. In turn, this will make it more likely to be viewed and cited in further works. Global Journals has compiled these guidelines to facilitate you to maximize the web-friendliness of the most public part of your paper.

Keywords

A major lynchpin of research work for the writing of research papers is the keyword search, which one will employ to find both library and internet resources. Up to eleven keywords or very brief phrases have to be given to help data retrieval, mining, and indexing.

One must be persistent and creative in using keywords. An effective keyword search requires a strategy: planning of a list of possible keywords and phrases to try.

Choice of the main keywords is the first tool of writing a research paper. Research paper writing is an art. Keyword search should be as strategic as possible.

One should start brainstorming lists of potential keywords before even beginning searching. Think about the most important concepts related to research work. Ask, “What words would a source have to include to be truly valuable in a research paper?” Then consider synonyms for the important words.

It may take the discovery of only one important paper to steer in the right keyword direction because, in most databases, the keywords under which a research paper is abstracted are listed with the paper.

Numerical Methods

Numerical methods used should be transparent and, where appropriate, supported by references.

Abbreviations

Authors must list all the abbreviations used in the paper at the end of the paper or in a separate table before using them.

Formulas and equations

Authors are advised to submit any mathematical equation using either MathJax, KaTeX, or LaTeX, or in a very high-quality image.

Tables, Figures, and Figure Legends

Tables: Tables should be cautiously designed, uncrowned, and include only essential data. Each must have an Arabic number, e.g., Table 4, a self-explanatory caption, and be on a separate sheet. Authors must submit tables in an editable format and not as images. References to these tables (if any) must be mentioned accurately.

Figures

Figures are supposed to be submitted as separate files. Always include a citation in the text for each figure using Arabic numbers, e.g., Fig. 4. Artwork must be submitted online in vector electronic form or by emailing it.

Preparation of Eletronic Figures for Publication

Although low-quality images are sufficient for review purposes, print publication requires high-quality images to prevent the final product being blurred or fuzzy. Submit (possibly by e-mail) EPS (line art) or TIFF (halftone/ photographs) files only. MS PowerPoint and Word Graphics are unsuitable for printed pictures. Avoid using pixel-oriented software. Scans (TIFF only) should have a resolution of at least 350 dpi (halftone) or 700 to 1100 dpi (line drawings). Please give the data for figures in black and white or submit a Color Work Agreement form. EPS files must be saved with fonts embedded (and with a TIFF preview, if possible).

For scanned images, the scanning resolution at final image size ought to be as follows to ensure good reproduction: line art: >650 dpi; halftones (including gel photographs): >350 dpi; figures containing both halftone and line images: >650 dpi.

Color charges: Authors are advised to pay the full cost for the reproduction of their color artwork. Hence, please note that if there is color artwork in your manuscript when it is accepted for publication, we would require you to complete and return a Color Work Agreement form before your paper can be published. Also, you can email your editor to remove the color fee after acceptance of the paper.

Tips for writing a good quality Social Science Research Paper

Techniques for writing a good quality homan social science research paper:

1. Choosing the topic: In most cases, the topic is selected by the interests of the author, but it can also be suggested by the guides. You can have several topics, and then judge which you are most comfortable with. This may be done by asking several questions of yourself, like "Will I be able to carry out a search in this area? Will I find all necessary resources to accomplish the search? Will I be able to find all information in this field area?" If the answer to this type of question is "yes," then you ought to choose that topic. In most cases, you may have to conduct surveys and visit several places. Also, you might have to do a lot of work to find all the rises and falls of the various data on that subject. Sometimes, detailed information plays a vital role, instead of short information. Evaluators are human: The first thing to remember is that evaluators are also human beings. They are not only meant for rejecting a paper. They are here to evaluate your paper. So present your best aspect.

2. Think like evaluators: If you are in confusion or getting demotivated because your paper may not be accepted by the evaluators, then think, and try to evaluate your paper like an evaluator. Try to understand what an evaluator wants in your research paper, and you will automatically have your answer. Make blueprints of paper: The outline is the plan or framework that will help you to arrange your thoughts. It will make your paper logical. But remember that all points of your outline must be related to the topic you have chosen.

3. Ask your guides: If you are having any difficulty with your research, then do not hesitate to share your difficulty with your guide (if you have one). They will surely help you out and resolve your doubts. If you can't clarify what exactly you require for your work, then ask your supervisor to help you with an alternative. He or she might also provide you with a list of essential readings.

4. Use of computer is recommended: As you are doing research in the field of homan social science then this point is quite obvious. Use right software: Always use good quality software packages. If you are not capable of judging good software, then you can lose the quality of your paper unknowingly. There are various programs available to help you which you can get through the internet.

5. Use the internet for help: An excellent start for your paper is using Google. It is a wondrous search engine, where you can have your doubts resolved. You may also read some answers for the frequent question of how to write your research paper or find a model research paper. You can download books from the internet. If you have all the required books, place importance on reading, selecting, and analyzing the specified information. Then sketch out your research paper. Use big pictures: You may use encyclopedias like Wikipedia to get pictures with the best resolution. At Global Journals, you should strictly follow here.



6. Bookmarks are useful: When you read any book or magazine, you generally use bookmarks, right? It is a good habit which helps to not lose your continuity. You should always use bookmarks while searching on the internet also, which will make your search easier.

7. Revise what you wrote: When you write anything, always read it, summarize it, and then finalize it.

8. Make every effort: Make every effort to mention what you are going to write in your paper. That means always have a good start. Try to mention everything in the introduction—what is the need for a particular research paper. Polish your work with good writing skills and always give an evaluator what he wants. Make backups: When you are going to do any important thing like making a research paper, you should always have backup copies of it either on your computer or on paper. This protects you from losing any portion of your important data.

9. Produce good diagrams of your own: Always try to include good charts or diagrams in your paper to improve quality. Using several unnecessary diagrams will degrade the quality of your paper by creating a hodgepodge. So always try to include diagrams which were made by you to improve the readability of your paper. Use of direct quotes: When you do research relevant to literature, history, or current affairs, then use of quotes becomes essential, but if the study is relevant to science, use of quotes is not preferable.

10. Use proper verb tense: Use proper verb tenses in your paper. Use past tense to present those events that have happened. Use present tense to indicate events that are going on. Use future tense to indicate events that will happen in the future. Use of wrong tenses will confuse the evaluator. Avoid sentences that are incomplete.

11. Pick a good study spot: Always try to pick a spot for your research which is quiet. Not every spot is good for studying.

12. Know what you know: Always try to know what you know by making objectives, otherwise you will be confused and unable to achieve your target.

13. Use good grammar: Always use good grammar and words that will have a positive impact on the evaluator; use of good vocabulary does not mean using tough words which the evaluator has to find in a dictionary. Do not fragment sentences. Eliminate one-word sentences. Do not ever use a big word when a smaller one would suffice.

Verbs have to be in agreement with their subjects. In a research paper, do not start sentences with conjunctions or finish them with prepositions. When writing formally, it is advisable to never split an infinitive because someone will (wrongly) complain. Avoid clichés like a disease. Always shun irritating alliteration. Use language which is simple and straightforward. Put together a neat summary.

14. Arrangement of information: Each section of the main body should start with an opening sentence, and there should be a changeover at the end of the section. Give only valid and powerful arguments for your topic. You may also maintain your arguments with records.

15. Never start at the last minute: Always allow enough time for research work. Leaving everything to the last minute will degrade your paper and spoil your work.

16. Multitasking in research is not good: Doing several things at the same time is a bad habit in the case of research activity. Research is an area where everything has a particular time slot. Divide your research work into parts, and do a particular part in a particular time slot.

17. Never copy others' work: Never copy others' work and give it your name because if the evaluator has seen it anywhere, you will be in trouble. Take proper rest and food: No matter how many hours you spend on your research activity, if you are not taking care of your health, then all your efforts will have been in vain. For quality research, take proper rest and food.

18. Go to seminars: Attend seminars if the topic is relevant to your research area. Utilize all your resources.
Refresh your mind after intervals: Try to give your mind a rest by listening to soft music or sleeping in intervals. This will also improve your memory. Acquire colleagues: Always try to acquire colleagues. No matter how sharp you are, if you acquire colleagues, they can give you ideas which will be helpful to your research.

19. Think technically: Always think technically. If anything happens, search for its reasons, benefits, and demerits. Think and then print: When you go to print your paper, check that tables are not split, headings are not detached from their descriptions, and page sequence is maintained.

20. Adding unnecessary information: Do not add unnecessary information like "I have used MS Excel to draw graphs." Irrelevant and inappropriate material is superfluous. Foreign terminology and phrases are not apropos. One should never take a broad view. Analogy is like feathers on a snake. Use words properly, regardless of how others use them. Remove quotations. Puns are for kids, not grunt readers. Never oversimplify: When adding material to your research paper, never go for oversimplification; this will definitely irritate the evaluator. Be specific. Never use rhythmic redundancies. Contractions shouldn't be used in a research paper. Comparisons are as terrible as clichés. Give up ampersands, abbreviations, and so on. Remove commas that are not necessary. Parenthetical words should be between brackets or commas. Understatement is always the best way to put forward earth-shaking thoughts. Give a detailed literary review.

21. Report concluded results: Use concluded results. From raw data, filter the results, and then conclude your studies based on measurements and observations taken. An appropriate number of decimal places should be used. Parenthetical remarks are prohibited here. Proofread carefully at the final stage. At the end, give an outline to your arguments. Spot perspectives of further study of the subject. Justify your conclusion at the bottom sufficiently, which will probably include examples.

22. Upon conclusion: Once you have concluded your research, the next most important step is to present your findings. Presentation is extremely important as it is the definite medium though which your research is going to be in print for the rest of the crowd. Care should be taken to categorize your thoughts well and present them in a logical and neat manner. A good quality research paper format is essential because it serves to highlight your research paper and bring to light all necessary aspects of your research.

.

Informal Guidelines of Research Paper Writing

Key points to remember:

- Submit all work in its final form.
- Write your paper in the form which is presented in the guidelines using the template.
- Please note the criteria peer reviewers will use for grading the final paper.

Final points:

One purpose of organizing a research paper is to let people interpret your efforts selectively. The journal requires the following sections, submitted in the order listed, with each section starting on a new page:

The introduction: This will be compiled from reference matter and reflect the design processes or outline of basis that directed you to make a study. As you carry out the process of study, the method and process section will be constructed like that. The results segment will show related statistics in nearly sequential order and direct reviewers to similar intellectual paths throughout the data that you gathered to carry out your study.

The discussion section:

This will provide understanding of the data and projections as to the implications of the results. The use of good quality references throughout the paper will give the effort trustworthiness by representing an alertness to prior workings.

Writing a research paper is not an easy job, no matter how trouble-free the actual research or concept. Practice, excellent preparation, and controlled record-keeping are the only means to make straightforward progression.

General style:

Specific editorial column necessities for compliance of a manuscript will always take over from directions in these general guidelines.

To make a paper clear: Adhere to recommended page limits.



© Copyright by Global Journals | Guidelines Handbook

Mistakes to avoid:

- Insertion of a title at the foot of a page with subsequent text on the next page.
- Separating a table, chart, or figure—confine each to a single page.
- Submitting a manuscript with pages out of sequence.
- In every section of your document, use standard writing style, including articles ("a" and "the").
- Keep paying attention to the topic of the paper.
- Use paragraphs to split each significant point (excluding the abstract).
- Align the primary line of each section.
- Present your points in sound order.
- Use present tense to report well-accepted matters.
- Use past tense to describe specific results.
- Do not use familiar wording; don't address the reviewer directly. Don't use slang or superlatives.
- Avoid use of extra pictures—include only those figures essential to presenting results.

Title page:

Choose a revealing title. It should be short and include the name(s) and address(es) of all authors. It should not have acronyms or abbreviations or exceed two printed lines.

Abstract: This summary should be two hundred words or less. It should clearly and briefly explain the key findings reported in the manuscript and must have precise statistics. It should not have acronyms or abbreviations. It should be logical in itself. Do not cite references at this point.

An abstract is a brief, distinct paragraph summary of finished work or work in development. In a minute or less, a reviewer can be taught the foundation behind the study, common approaches to the problem, relevant results, and significant conclusions or new questions.

Write your summary when your paper is completed because how can you write the summary of anything which is not yet written? Wealth of terminology is very essential in abstract. Use comprehensive sentences, and do not sacrifice readability for brevity; you can maintain it succinctly by phrasing sentences so that they provide more than a lone rationale. The author can at this moment go straight to shortening the outcome. Sum up the study with the subsequent elements in any summary. Try to limit the initial two items to no more than one line each.

Reason for writing the article—theory, overall issue, purpose.

- Fundamental goal.
- To-the-point depiction of the research.
- Consequences, including definite statistics—if the consequences are quantitative in nature, account for this; results of any numerical analysis should be reported. Significant conclusions or questions that emerge from the research.

Approach:

- Single section and succinct.
- An outline of the job done is always written in past tense.
- Concentrate on shortening results—limit background information to a verdict or two.
- Exact spelling, clarity of sentences and phrases, and appropriate reporting of quantities (proper units, important statistics) are just as significant in an abstract as they are anywhere else.

Introduction:

The introduction should "introduce" the manuscript. The reviewer should be presented with sufficient background information to be capable of comprehending and calculating the purpose of your study without having to refer to other works. The basis for the study should be offered. Give the most important references, but avoid making a comprehensive appraisal of the topic. Describe the problem visibly. If the problem is not acknowledged in a logical, reasonable way, the reviewer will give no attention to your results. Speak in common terms about techniques used to explain the problem, if needed, but do not present any particulars about the protocols here.

The following approach can create a valuable beginning:

- Explain the value (significance) of the study.
- Defend the model—why did you employ this particular system or method? What is its compensation? Remark upon its appropriateness from an abstract point of view as well as pointing out sensible reasons for using it.
- Present a justification. State your particular theory(-ies) or aim(s), and describe the logic that led you to choose them.
- Briefly explain the study's tentative purpose and how it meets the declared objectives.

Approach:

Use past tense except for when referring to recognized facts. After all, the manuscript will be submitted after the entire job is done. Sort out your thoughts; manufacture one key point for every section. If you make the four points listed above, you will need at least four paragraphs. Present surrounding information only when it is necessary to support a situation. The reviewer does not desire to read everything you know about a topic. Shape the theory specifically—do not take a broad view.

As always, give awareness to spelling, simplicity, and correctness of sentences and phrases.

Procedures (methods and materials):

This part is supposed to be the easiest to carve if you have good skills. A soundly written procedures segment allows a capable scientist to replicate your results. Present precise information about your supplies. The suppliers and clarity of reagents can be helpful bits of information. Present methods in sequential order, but linked methodologies can be grouped as a segment. Be concise when relating the protocols. Attempt to give the least amount of information that would permit another capable scientist to replicate your outcome, but be cautious that vital information is integrated. The use of subheadings is suggested and ought to be synchronized with the results section.

When a technique is used that has been well-described in another section, mention the specific item describing the way, but draw the basic principle while stating the situation. The purpose is to show all particular resources and broad procedures so that another person may use some or all of the methods in one more study or referee the scientific value of your work. It is not to be a step-by-step report of the whole thing you did, nor is a methods section a set of orders.

Materials:

Materials may be reported in part of a section or else they may be recognized along with your measures.

Methods:

- Report the method and not the particulars of each process that engaged the same methodology.
- Describe the method entirely.
- To be succinct, present methods under headings dedicated to specific dealings or groups of measures.
- Simplify—detail how procedures were completed, not how they were performed on a particular day.
- If well-known procedures were used, account for the procedure by name, possibly with a reference, and that's all.

Approach:

It is embarrassing to use vigorous voice when documenting methods without using first person, which would focus the reviewer's interest on the researcher rather than the job. As a result, when writing up the methods, most authors use third person passive voice.

Use standard style in this and every other part of the paper—avoid familiar lists, and use full sentences.

What to keep away from:

- Resources and methods are not a set of information.
- Skip all descriptive information and surroundings—save it for the argument.
- Leave out information that is immaterial to a third party.



© Copyright by Global Journals | Guidelines Handbook

Results:

The principle of a results segment is to present and demonstrate your conclusion. Create this part as entirely objective details of the outcome, and save all understanding for the discussion.

The page length of this segment is set by the sum and types of data to be reported. Use statistics and tables, if suitable, to present consequences most efficiently.

You must clearly differentiate material which would usually be incorporated in a study editorial from any unprocessed data or additional appendix matter that would not be available. In fact, such matters should not be submitted at all except if requested by the instructor.

Content:

- Sum up your conclusions in text and demonstrate them, if suitable, with figures and tables.
- In the manuscript, explain each of your consequences, and point the reader to remarks that are most appropriate.
- Present a background, such as by describing the question that was addressed by creation of an exacting study.
- Explain results of control experiments and give remarks that are not accessible in a prescribed figure or table, if appropriate.
- Examine your data, then prepare the analyzed (transformed) data in the form of a figure (graph), table, or manuscript.

What to stay away from:

- Do not discuss or infer your outcome, report surrounding information, or try to explain anything.
- Do not include raw data or intermediate calculations in a research manuscript.
- Do not present similar data more than once.
- A manuscript should complement any figures or tables, not duplicate information.
- Never confuse figures with tables—there is a difference.

Approach:

As always, use past tense when you submit your results, and put the whole thing in a reasonable order.

Put figures and tables, appropriately numbered, in order at the end of the report.

If you desire, you may place your figures and tables properly within the text of your results section.

Figures and tables:

If you put figures and tables at the end of some details, make certain that they are visibly distinguished from any attached appendix materials, such as raw facts. Whatever the position, each table must be titled, numbered one after the other, and include a heading. All figures and tables must be divided from the text.

Discussion:

The discussion is expected to be the trickiest segment to write. A lot of papers submitted to the journal are discarded based on problems with the discussion. There is no rule for how long an argument should be.

Position your understanding of the outcome visibly to lead the reviewer through your conclusions, and then finish the paper with a summing up of the implications of the study. The purpose here is to offer an understanding of your results and support all of your conclusions, using facts from your research and generally accepted information, if suitable. The implication of results should be fully described.

Infer your data in the conversation in suitable depth. This means that when you clarify an observable fact, you must explain mechanisms that may account for the observation. If your results vary from your prospect, make clear why that may have happened. If your results agree, then explain the theory that the proof supported. It is never suitable to just state that the data approved the prospect, and let it drop at that. Make a decision as to whether each premise is supported or discarded or if you cannot make a conclusion with assurance. Do not just dismiss a study or part of a study as "uncertain."

Research papers are not acknowledged if the work is imperfect. Draw what conclusions you can based upon the results that you have, and take care of the study as a finished work.

- You may propose future guidelines, such as how an experiment might be personalized to accomplish a new idea.
- Give details of all of your remarks as much as possible, focusing on mechanisms.
- Make a decision as to whether the tentative design sufficiently addressed the theory and whether or not it was correctly restricted. Try to present substitute explanations if they are sensible alternatives.
- One piece of research will not counter an overall question, so maintain the large picture in mind. Where do you go next? The best studies unlock new avenues of study. What questions remain?
- Recommendations for detailed papers will offer supplementary suggestions.

Approach:

When you refer to information, differentiate data generated by your own studies from other available information. Present work done by specific persons (including you) in past tense.

Describe generally acknowledged facts and main beliefs in present tense.

The Administration Rules

Administration Rules to Be Strictly Followed before Submitting Your Research Paper to Global Journals Inc.

Please read the following rules and regulations carefully before submitting your research paper to Global Journals Inc. to avoid rejection.

Segment draft and final research paper: You have to strictly follow the template of a research paper, failing which your paper may get rejected. You are expected to write each part of the paper wholly on your own. The peer reviewers need to identify your own perspective of the concepts in your own terms. Please do not extract straight from any other source, and do not rephrase someone else's analysis. Do not allow anyone else to proofread your manuscript.

Written material: You may discuss this with your guides and key sources. Do not copy anyone else's paper, even if this is only imitation, otherwise it will be rejected on the grounds of plagiarism, which is illegal. Various methods to avoid plagiarism are strictly applied by us to every paper, and, if found guilty, you may be blacklisted, which could affect your career adversely. To guard yourself and others from possible illegal use, please do not permit anyone to use or even read your paper and file.

Criterion for Grading a Research Paper (Compilation) by Global Journals

Please note that following table is only a Grading of "Paper Compilation" and not on "Performed/Stated Research" whose grading solely depends on Individual Assigned Peer Reviewer and Editorial Board Member. These can be available only on request and after decision of Paper. This report will be the property of Global Journals

Topics	Grades		
	A-B	**C-D**	**E-F**
Abstract	Clear and concise with appropriate content, Correct format. 200 words or below	Unclear summary and no specific data, Incorrect form Above 200 words	No specific data with ambiguous information Above 250 words
Introduction	Containing all background details with clear goal and appropriate details, flow specification, no grammar and spelling mistake, well organized sentence and paragraph, reference cited	Unclear and confusing data, appropriate format, grammar and spelling errors with unorganized matter	Out of place depth and content, hazy format
Methods and Procedures	Clear and to the point with well arranged paragraph, precision and accuracy of facts and figures, well organized subheads	Difficult to comprehend with embarrassed text, too much explanation but completed	Incorrect and unorganized structure with hazy meaning
Result	Well organized, Clear and specific, Correct units with precision, correct data, well structuring of paragraph, no grammar and spelling mistake	Complete and embarrassed text, difficult to comprehend	Irregular format with wrong facts and figures
Discussion	Well organized, meaningful specification, sound conclusion, logical and concise explanation, highly structured paragraph reference cited	Wordy, unclear conclusion, spurious	Conclusion is not cited, unorganized, difficult to comprehend
References	Complete and correct format, well organized	Beside the point, Incomplete	Wrong format and structuring

INDEX

A

Abolished. · 63
Abolition · 69, 74
Anxious · 16

C

Clashes · 64, 68
Combustion · 17, 19, 66
Conservative · 25
Cumbersome · 34

D

Desirable · 35
Deterrent · 69

E

Endowed · 73
Exhaust · 19

H

Hereditary · 28, 29, 63
Homicide · 37, 38, 39, 40, 41, 42, 59
Hostage · 1, 2

I

Immigrant · 75
Impregnate · 23
Indicative · 52
Inevitable · 17
Insertive · 24, 25

J

Judicial · 1

L

Legislator · 2
Lethality · 37, 38, 42, 45

P

Panorama · 38, 59
Penderes · 34, 35
Perceived · 22, 24, 25, 26
Plausible · 45
Precarious · 59
Predominantly · 42, 45, 59
Primitive · 19

R

Relevant · 1, 38, 58, 59
Reluctant · 35
Resonance · 1, 22
Revoked · 18

S

Scenario · 37, 38, 44, 52, 59

T

Territory · 2, 37, 38, 45, 59, 73, 75
Triangulation · 22, 28

V

Veritable · 64
Vulnerable · 58, 59

W

Warungs · 28, 29, 30, 32, 33, 35



save our planet



Global Journal of Human Social Science

Visit us on the Web at www.GlobalJournals.org | www.SocialScienceResearch.org
or email us at helpdesk@globaljournals.org



ISSN 975587

© Global Journals