Online ISSN : 2249-460X
Print ISSN : 0975-587X
DOI : 10.17406/GJHSS

Global Journal

of Human Social Sciences: H

Interdisciplinary



Effect of Interpersonal Relations

Water-Mediated Nutrients Export

Highlights

Incidence on the Self-Regulation

Ambivalences and the Perspectives

Discovering Thoughts, Inventing Future

VOLUME 18 ISSUE 8 VERSION 1.0

© 2001-2018 by Global Journal of Human Social Sciences, USA

Volume 18 Issue 51 was originally issued as H8

Global Journal of Human-Social Science: H
Interdisciplinary

Volume 18 Issue 51
Originally issued as H8

Global Journal of Human-Social Science: H
Interdisciplinary

Volume 18Issue 8 (Ver. 1.0)

Open Association of Research Society

© Global Journal of Human Social Sciences. 2018.

All rights reserved.

This is a special issue published in version 1.0 of "Global Journal of Human Social Sciences." By Global Journals Inc.

All articles are open access articles distributed under "Global Journal of Human Social Sciences"

Reading License, which permits restricted use. Entire contents are copyright by of "Global Journal of Human Social Sciences" unless otherwise noted on specific articles.

No part of this publication may be reproduced or transmitted in any form or by any means, electronic or mechanical, including photocopy, recording, or any information storage and retrieval system, without written permission.

The opinions and statements made in this book are those of the authors concerned. Ultraculture has not verified and neither confirms nor denies any of the foregoing and no warranty or fitness is implied.

Engage with the contents herein at your own risk.

The use of this journal, and the terms and conditions for our providing information, is governed by our Disclaimer, Terms and Conditions and Privacy Policy given on our website http://globaljournals.us/terms-and-condition/menu-id-1463/

By referring / using / reading / any type of association / referencing this journal, this signifies and you acknowledge that you have read them and that you accept and will be bound by the terms thereof.

All information, journals, this journal, activities undertaken, materials, services and our website, terms and conditions, privacy policy, and this journal is subject to change anytime without any prior notice.

Incorporation No.: 0423089
License No.: 42125/022010/1186
Registration No.: 430374
Import-Export Code: 1109007027
Employer Identification Number (EIN):
USA Tax ID: 98-0673427

Global Journals Inc.

*(A Delaware USA Incorporation with "Good Standing"; **Reg. Number: 0423089**)*
Sponsors: Open Association of Research Society
Open Scientific Standards

Publisher's Headquarters office

Global Journals® Headquarters
945th Concord Streets,
Framingham Massachusetts Pin: 01701,
United States of America
USA Toll Free: +001-888-839-7392
USA Toll Free Fax: +001-888-839-7392

Offset Typesetting

Global Journals Incorporated
2nd, Lansdowne, Lansdowne Rd., Croydon-Surrey,
Pin: CR9 2ER, United Kingdom

Packaging & Continental Dispatching

Global Journals Pvt Ltd
E-3130 Sudama Nagar, Near Gopur Square,
Indore, M.P., Pin:452009, India

Find a correspondence nodal officer near you

To find nodal officer of your country, please email us at *local@globaljournals.org*

eContacts

Press Inquiries: *press@globaljournals.org*
Investor Inquiries: *investors@globaljournals.org*
Technical Support: *technology@globaljournals.org*
Media & Releases: *media@globaljournals.org*

Pricing (Excluding Air Parcel Charges):

Yearly Subscription (Personal & Institutional)
250 USD (B/W) & 350 USD (Color)

Editorial Board

Global Journal of Human Social-Science

Dr. Prasad V Bidarkota

Ph.D.,
Department of Economics
Florida International University
USA

Dr. Giaime Berti

Ph.D.
School of Economics and Management
University of Florence, Italy

Dr. Gisela Steins

Ph.D. Psychology, University of Bielefeld, Germany
Professor, General and Social Psychology, University of Duisburg-Essen, Germany

Dr. Rita Mano

Ph.D. Rand Corporation and University of California, Los Angeles, USA
Dep. of Human Services,
University of Haifa

Dr. Heying Jenny Zhan

B.A., M.A., Ph.D. Sociology, University of Kansas, USA
Department of Sociology
Georgia State University, US

Dr. Adrian Armstrong

BSc Geography, LSE, 1970
Ph.D. Geography (Geomorphology)
Kings College London 1980
Ordained Priest, Church of England 1988
Taunton, Somerset,
United Kingdom

Dr. Periklis Gogas

Associate Professor
Department of Economics,
Democritus University of Thrace
Ph.D., Department of Economics,
University of Calgary, Canada

Dr. Stephen E. Haggerty

Ph.D. Geology & Geophysics,
University of London
Associate Professor
University of Massachusetts, USA

Dr. Edward C. Hoang,

Ph.D.,
Department of Economics,
University of Colorado USA

Dr. Valerie Zawilski

Associate Professor,
Ph.D. - University of Toronto
MA - Ontario Institute for Studies in Education

Dr. Bruce Cronin

B.A., M.A., Ph.D. in Political Science, Columbia University
Professor, City College of New York, US

Dr. Danielle Riverin-Simard

B.A., M.A., Ph.D., Cognitive training, University Laval, Canada
Professor Emeritus of Education and Educational Psychology,
Laval University, Canada

Dr. Arturo Diaz Suarez

Ed.D., Ph.D. in Physical Education
Professor at University of Murcia, Spain

Dr. Raymond K. H. Chan

Ph.D., Sociology, University of Essex, UK
Associate Professor City University of Hong Kong, China

Dr. Kaneko Mamoru

Ph.D., Tokyo Institute of Technology
Structural Engineering
Faculty of Political Science and Economics, Waseda University, Tokyo, Japan

Dr. Luisa dall'Acqua

Ph.D. in Sociology (Decisional Risk sector),
Master MU2, College Teacher in Philosophy (Italy),
Edu-Research Group, Zürich/Lugano

Dr. Hugo Nami

Ph.D.in Anthropological Sciences,
Universidad of Buenos Aires, Argentina,
University of Buenos Aires, Argentina

Dr. Helmut Digel

Ph.D. University of Tübingen, Germany
Honorary President of German Athletic Federation (DLV), Germany

Dr. Vesna Stanković Pejnović

Ph. D. Philospohy
Zagreb, Croatia
Rusveltova, Skopje Macedonia

Dr. Tao Yang

Ohio State University
M.S. Kansas State University
B.E. Zhejiang University

Dr. Alis Puteh

Ph.D. (Edu.Policy) UUM
Sintok, Kedah, Malaysia
M.Ed (Curr. & Inst.)
University of Houston, US

Dr. Asunción López-Varela

BA, MA (Hons), Ph.D. (Hons)
Facultad de Filología.
Universidad Complutense Madrid
29040 Madrid Spain

Dr. Thierry Feuillet

Géolittomer – LETG UMR 6554 CNRS
(Université de Nantes)
Institut de Géographie et d'Aménagement
Régional de l'Université de Nantes.
Chemin de la Censive du Tertre – BP
Rodez

Dr. Mohd Hairy

Mohd Hairy, PhD (Urban Climate), Masters
(Environmental Management)
(National University of Malaysia)
& Degree In Geography (Hons),
University Malaya, Malaysia.

Contents of the Issue

i. Copyright Notice
ii. Editorial Board Members
iii. Chief Author and Dean
iv. Contents of the Issue

1. Social Semiotic in Ceha Kila Traditional Game. *1-5*
2. Incidence on the Self-Regulation as Prevention of the Tobacco in Adolescents. *7-9*
3. The Aftermath of Custody in Manju Kapur's *Custody*. *11-13*
4. The Effect of Interpersonal Relations Practices on Productivity in Nigeria Social Insurance Trust Fund (NSITF), Abuja. *15-20*
5. Water-Mediated Nutrients Export from the Hula Valley to Lake Kinneret: A Review. *21-39*
6. Drugs and Society: Ambivalences and the Perspectives of the Portuguese Decriminalization Policy. *41-47*

v. Fellows
vi. Auxiliary Memberships
vii. Preferred Author Guidelines
viii. Index

Global Journal of human-social science: H Interdisciplinary
Volume 18 Issue 8 Version 1.0 Year 2018
Type: Double Blind Peer Reviewed International Research Journal
Publisher: Global Journals
Online ISSN: 2249-460x & Print ISSN: 0975-587X

Social Semiotic in Ceha Kila Traditional Game

By Maria Marietta Bali Larasati
Flores University

Abstract- Semiotic comes from Greek, semeion, which means sign. Terminologically, semiotic can be defined as a study of a large number of objects, phenomena, and culture as the sign. Jan Zoest purposes semiotic as a study of sign and everything which relates with it, the functions, its connection with other words, the users' reception and transmission (Sobur, 2006: 95—96).

In Halliday's social semiotic there are three contextual centers of textual interpretation. They are field, tenor, and mode. These concepts are used in interpreting social and textual context which is the place where the exchange of meanings occurs (Halliday in Ruqaiya, 1992: 16).Man and culture are an inseparable thing. There will be no a culture if there isn't a man. Man use their reason and potencies to create a culture.

Manggarai culture is a work of reason, potencies, intentions, and ideals. This culture becomes the essential wealth for Manggarai people personally or collectively (Dagur, 1997:2). Ceha Kila (hide the ring) is one of inherited Manggarai traditional game.

Keywords: social, semiotic, cehakila, traditional game.

GJHSS-H Classification: FOR Code: 950407, 950406



Strictly as per the compliance and regulations of:

© 2018. Maria Marietta Bali Larasati. This is a research/review paper, distributed under the terms of the Creative Commons Attribution-Noncommercial 3.0 Unported License http://creativecom-mons.org/licenses/by-nc/3.0/), permitting all non-commercial use, distribution, and reproduction in any medium, provided the original work is properly cited.

Social Semiotic in Ceha Kila Traditional Game

Maria Marietta Bali Larasati

Abstract- Semiotic comes from Greek, semeion, which means sign. Terminologically, semiotic can be defined as a study of a large number of objects, phenomena, and culture as the sign. Jan Zoest purposes semiotic as a study of sign and everything which relates with it, the functions, its connection with other words, the users' reception and transmission (Sobur, 2006: 95—96).

In Halliday's social semiotic there are three contextual centers of textual interpretation. They are field, tenor, and mode. These concepts are used in interpreting social and textual context which is the place where the exchange of meanings occurs (Halliday in Ruqaiya, 1992: 16).Man and culture are an inseparable thing. There will be no a culture if there isn't a man. Man use their reason and potencies to create a culture.

Manggarai culture is a work of reason, potencies, intentions, and ideals. This culture becomes the essential wealth for Manggarai people personally or collectively (Dagur, 1997:2). Ceha Kila (hide the ring) is one of inherited Manggarai traditional game.

Ceha Kila engaged many people in two groups. They have to see, participate, and take these benefits for communal life. This game uses Kila (ring) as a mode. People must sing and riddle. If the answer is wrong the pointed player must say toe (no).

Semiotic sources can be found in everything which has cultural and social meaning. To figure Ceha Kila out, people must give attention to its cultural context, norms, and rules. Social semiotic contributes to finding and developing many new semiotic sources and their using in life.

Keywords: social, semiotic, cehakila, traditional game.

I. Introduction

Semiotic comes from Greek, semeion, which means sign. According to Sobur (2006), terminologically semiotic can be defined as a study on a large number of objects, phenomena, and culture as a sign. Van Zoest purposes semiotic as a study of sign and everything related to it: the functions, its connection to other words, the users' reception and transmission (p. 95—96). Premiger (in Kriyantono, 2007) says that this study assumes that social phenomena, society, and culture are the signs. Semiotic studies the systems, rules, and conventions that make the signs more meaningful (p. 261). In Halliday and Ruqaiya (1992) social semiotic model there are three contextual central of textual interpretation. They are field, tenor, and mode. These concepts are used in interpreting social textual context where meaning reciprocates (p.16).

Field of discourse focuses on what is going on, what is being occupied and discoursed by the tenors. In this, language takes part as basic elements. The tenor of discourse focuses on the people who participate, the qualities of their roles, positions, the relationship types between them, including their temporal and permanent relationship. The role of their conversation and the social relationship has an important meaning for them. Bungin (2009) said that mode of discourse focuses on the roles of language: how the mass media use figures of speech in describing the context and the participants, whether they use smoothed, hyperbolic, euphemistic, or vulgar speech? (p.174). In specific aspects, some cultural conventions apply knowledge, rules, and codes to reduce the wealth of meaning in a sign.

Sukanto (1982) explained that culture is a complex system which includes knowledge, beliefs, moralities, laws, art, customs, abilities, and habits. Man gets these in a society(p.150). Daeng (2004) stated that men and culture are inseparable things. There is no culture if there is no man. Man creates languages, art, weaves and webbings, potteries, traditions, customs, institutions, norms, and rules so that human beings can be more cultured in one community (p.18).

Manggarai culture is a work of reason, potencies, and dreams of Manggarai people. According to Dagur (1997) they make it their essential wealth, personally or socially (p.2). *Ceha Kila*(hide the ring) is an inherited Manggarai traditional game. People play *Ceha Kila*when someone dies. They play it for three days since the corpse is buried. *Ceha Kila*is meant to cheer up the bereaved family.

The semiotic source can be found in everything which has cultural and social meaning. In this light, *Ceha Kila*, as communication which creates semiotic sources, requires people to be informed of the cultural context, norms, and rules of this game.

Social semiotic doesn't only collect and investigate semiotic sources and the use of these sources in a specific context. But, social semiotic contributes to finding and developing new semiotic sources and the use of these which help us to review many semiotic sources in *Ceha Kila*. People don't only focus on the words of a *Sando*, but on the setting, accessories, and other semiotic sources. These have potencies in creating a meaning.

a) Problem Formulation

Based on the background, there are some basic problems for discussing. They are:

1. How does field discourse play a role in *Ceha Kila* in Kole Village, North SatarMese, Manggarai?

*Author: Flores University Yosef Demon * Flores University.*
e-mail: demomaung051065@gmail.com

© 2018 Global Journals

2. How does tenor of discourse play a role in *Ceha Kila* in Kole Village, North SatarMese, Manggarai?
3. In what way the mode of discourse influences *Ceha Kila* as a traditional game in Kole Village, North Satar Mese, Manggarai?

This paper aims to know and describe the roles of:

1. Field discourse in *Ceha Kila*in Kole village, North Satar Mese, Manggarai.
2. The tenor of discourse in *Ceha Kila*in Kole Village, North Satar Mese, Manggarai.
3. Mode of discourse in *Ceha Kila*in Kole Village, North Satar Mese, Manggarai.

b) Concepts

i. *Social Semiotic*

Semiotic comes from Greek, semeion, which means sign. Based on the terminologically, Econ (in Sobur, 2001) stated that semiotic can be defined as a study of a large number of objects, phenomena, and culture as a sign (p. 95).

ii. *Halliday's Social Semiotic Model*

Halliday explains social semiotic in his book, Language Social Semiotic. Social semiotic is a study of man's sign system in symbols, both words, and sentences. As an Halliday oppinion, Sobur (2006) stated that social semiotic exercises sign system in language (p. 95—96).

iii. *Traditional Games*

Sustrisno and Hendar (2005) note that traditional games are children's games spread both verbally or collectively. Traditional games are inherited. These can have many variants in one game. Traditional games' characteristics are an unknown maker, orally, and sometimes society has different names for one game (p.195).

iv. *Ceha Kila*

Ceha Kila is a traditional game which engages many people. They are supposed to see, participate, and take the benefits for social life. This game uses Kila (ring) as the mode. There are two groups in this game. Each group has to sing and riddle. If the riddle is wrong the pointed player, who is holding Kila (ring), must answer toe (no).

c) Theoretical Revies

Halliday (in Sobur, 2006) explains that social semiotic in his book Language Social Semiotic. Social semiotic is one of study on sign specifically man's sign system in symbols, both in words or sentences. In other words, social semiotic studies sign system in language (p. 95—95). Beside that according to Santoso (2003) social semiotic more focuses on language as a sign system or symbols. This expresses social and cultural values and norms in a society in a linguistic progress (p. 6).

i. *Text*

The text is a product or output. It can be recorded and studied. The text has a specific structure in a systematic terminology. Besides, it is a mutual progress, a reciprocity of social meaning. Halliday (1992) note that therefore, the text is an object and social meaning example in a specific context (p.14—15).

ii. *Context*

Halliday and Ruqaeya (1992) stated that social semiotics also concerns with the context for understanding language lays on text's study. It means that text and context belong together. Context and text are two terms that come from the same process. How do we understand context? A context shows a text and another accompanying texts and text that accompany it. But, another text, in this case, refers not only to the verbal and writings language, but also events that cannot be said by words. – while the text(p.6).

The situation is the space in which the text works. The context of the situation is about whole space both verbal space either the space in which the text is produced (verbal or writings). In the model of social semiotics, Halliday and Ruqaeya (1992) explain three elements that become the center of the hermeneutics of text contextually. These three elements are field, tenor, and mode (p.16). These concepts are used to interpret the context of the social text that is a field in which meanings exchange.

a. Field of discourse

It refers to the thing that is happening. In other words, this concept refers to the character of social behavior that is going on. Therefore, the field of discourse aims at the things that are discourse by participants in which language is involved as the main element.

b. *Tenor of discourse*

It refers to those who participate, be it the character of participant, position, and their role; the kind of relation of the roles within the participants. It involves also the relation both permanent and temporary; both the kind of verbal role in their conversation either the whole of the relation that in the group is so meaningful.

c. *Mode of Discourse*

Buning (2009) note that mode of discourse refers to the role of language, how does the communicator such as mass media use language style to explain the situation and participant; whether using smoothed language, hyperbole, euphemistic or vulgar (p.174).

II. Research Methods

Research Methods that is used here is Social semiotics analysis proposed by Halliday. Specific semiotics analyzes the symbol of man as sign system

© 2018 Global Journals

including word and sentences. In other words, social semiotics elaborates sign systems in a language.

There are three Text interpretations according to Halliday. First, the field of discourse that refers to the thing that is happening. The discourse that is played by traditional game participants is *Ceha Kila*. Second, the tenor of discourse refers to those who participate in this traditional game *Ceha Kila*, or all who are the references in the explanation. Third, the mode of discourse refers to the use of language. How does *Sando* use language style in explaining the situation and the players? It relates to the use of language and figure of speech that is used to explain the message in the traditional game, *Ceha Kila*.

a) Research approach

The approach that is used by the author is qualitative. This approach helps the author to analyze and interpret the meaning that contains in the text and context that are related to the traditional game *Ceha Kila*in Kole Village, North Satar Mese, Manggarai. In this approach author also describes in what way this traditional game construct reality.

b) Data and Resources

The data of this research is contextual text interpretation that includes field, tenor, and mode in the traditional game *Ceha Kila*. The data resources of this research are the people of Kole village, North Satar Mese, Manggarai.

c) Data Collection Technique

i. *Interview*

The interview in this research is an in-depth interview or intensive and unstructured. This interview uses interview guide which generally aims to get depth information by focusing on main matters. The guide of this research does not contain detail questions, but just big picture regarding data and information that could be developed by focusing on the development, context, and situation. The purpose of this way is to get depth qualitative data. This interview is addressed to Sando and all players of *Ceha Kila*in Kole, North Satar Mese, Manggarai.

ii. *Observation*

Observation is the process by which Researchers see the situation. This technique is relevant in research of traditional *Ceha Kila*. It encompasses observation of the condition of player interaction, the behavior of the players and the interactions of players and their group in using language or poem. The observation could be practiced freely and structured. The tool that can be used in this observation is observation paper, checklist, Event note, and so on. Some information from this observation is space, participants, activity, behavior, event, time, feelings. The reason for the Author for using this observation is to produce a realistic picture of using language and the behavior of *Ceha Kila*player.

iii. *Recording*

Record technique is collecting data by recording the conversation of the traditional player of *Ceha Kila*. The players are divided into two groups and they are conducted by a man of *Sando*. The conversation that uses poem will show the player who hides the ring (kila). The technique is used by reasoning that data is oral or verbal.

d) Data Analysis Technique

Collecting data in this research is done by passing some steps. The steps are grouping data, simplifying them, and put them into the table. Visual data is collected by watching traditional game *Ceha Kila*in Kole Village, North SatarMese, Manggarai and doing an interview with Sando and the players. The collected data is categorized based on the social semiotics method according to Halliday that includes the field of the interview, participants in an interview, and discourse tool in traditional game *Ceha Kila*.

e) Data Presentation Technique

Milles and Huberman (in Gunawan, 2013) put forward three steps in analyzing qualitative research data (p. 210). The first step is data reduction. Data reduction means summarizing, putting main things, focusing on the main thing and looking for the theme and pattern. The Second step is data display. Data display as compilation information is composed and give possibility taking the conclusion and action. The third step is conclusion drawing or verifying. This step is the result of research obtained by answering the focus of research according to data analyzed. The conclusion is presented in the form of research object description by guiding to the research study. Qualitative data analyze is an ongoing effort. Data reduction, data display, and conclusion drawing become a success in a row like a series of data analyses that come in a row too. Data reduction that is practiced by Author refers to the traditional game *Ceha Kila*in Kole, North Satar Mese, Manggarai . Data is presented by grouping them according to the sub of explanation. Having data display, the next step is drawing a conclusion. The conclusion is to explain the collected data.

III. Research

Society's structure is a characteristic of a cultured society. They honor the meaning of personal and social life. It can be found in society's activities. They communicate and interact with others in running social relationship.

© 2018 Global Journals

Tabel 1: Field of Discourse in *Ceha Kila* Traditional Game in Kole Village, North Satar Mese, Manggarai:

No	Date	Finding
1	3rd April 2017	1. Two elders were sitting in living room and kitchen. Before starting the game they greets (*Kinda*) all the participants. 2. The elder was sitting in kitchen will riddle and the others were sitting in living room will guess and answer. 3. An elder mentioned the caveat of *Ceha Kila*.

First Data Analysis: Greetings (*Kinda*)

Ceha Kila is a traditional game in Manggarai. People play it after the funeral, specifically on the third day after the corpse has just been buried. They will play at 01.00 a.m being started by greeting (kinda).

The elders, who are sitting in the living room and kitchen, greeted all of the guests.

Frirstly, the elder, who is sitting in lutus (living room) greets:

> *Denge le ite ai laka kaut kali ite ga (called the name of someone that had died), wale benta de maria agu ngaram toe tanjeng ami ase kaen. Tegi dami kali ga, porong ema keta ite ngasang ipererus ene isung, lu'u one mata, perem molos laka ditengger le morin, sehat kami musi mai, ngong meu tngasang ine wai ata musi mai neka sendos lewing agu cewat. Wale diha tanta kaeng musi dapur, tae dami kole toe manga sendos kole lami lewing agu cewat.*

'Listen to our ancestors! Now our beloved has left his life behind. We pray, strengthen us who were left. He has gone because God has called him. We pray and implore God, may he get worth place. Free us who are good, throw the wicked away'.

After the saying, they will wait for a voice. If there is no strange voice, it means the dead person's death is natural, but if there is a strange voice, it means there will be following strange thing.

Second Data Analysis: Riddle (*bundu*)

The elder, who was sitting in the kitchen, will start to the riddle (*bundu*) and the others who were sitting in the living room will guess an answer. For example:

Wae pantar leleng one: *Nio*
There is water inside it: Coconut
Mbaruditece'enggereta ulun, mbaru data peangngger waulun: *Wani*
Our house's roof at the top, but their house's roof at the bottom: Honey Bee
Wentarbendera wan derekolong: Manuk
The flag waves, it sings immediately: Roster
Cawasewengke toe ngancenglulung: Salang
A long cord which can't be rolled up: Road
Paki-paki toe ganceng: Wae
Can't be cut: Water
Duguremengkoenpakebajuta'a,duhutu'anpakebajuwara : Nggurus
When it was young worn green clothes when it was adult worn red clothes: Red Pepper
Duhuremengkoenpakebaju,wokoduhutu'an toemangapakebajun : Pering
When it was young worn clothes, when it was adult didn't wear it anymore: Bamboo
Pau one longkajarangana : Sontakcepa
Falling into a foal's hole: The mashed tool for betel nut

The riddle will be held for 30 minutes. After this game, they started playing *Ceha Kila*. *Ceha Kila* (hide the ring) is an inherited traditional game of Manggarai. There are two groups, and the total membership of that groups don't be determined. Each group has a leader (*Sando*). They engaged in this game to prove who is better and cleverer. Generally, people play it after the corpse is buried. *Ceha Kila* aims to amuse the sorrowing family.

Many people engaged in this game. They are supposed to see, participate, and take the benefits for social life. This game uses *Kila* (ring) as the mode. Each group is trying to guess. The pointed player, who is holding the ring, have to answer the riddle. If the answer is wrong, he must mention toe (no).

Third Data Analysis: The Caveat

All of Kole's people are supposed to participate actively in *Ceha Kila*. Their unity manifests in a saying:

Mai gaitecama-cama
Let's we gather and unite
Naicaanggittukacaleleng
Don't be separable
Teuca ambo nekawolenglako
Don't be fishy
Mukucapu'unekawolengcurup
Make our intention one because we are one

The caveat of this saying is social life is shared together. They must be one in attitude, though, and action in keeping unity and togetherness in social life.As a social being, Kole's people show their fraternity with participating in *CehaKila*. They want to give amusement to the sorrowing family. It can be found in this following saying:

Ai iteho'o de canatas bate labar
Live in one village
Cambaru bate kaeng
There should be no fight between us
Neka manga bike agukehas
We must unite
Poromite kali gacanaikaut
There should be no differentiation

The caveat aims to establish a better social life. They must amuse the sorrowing family in order that they don't be too sad because of the death of their beloved.

© 2018 Global Journals

Tabel 2: The Tenor of Discourse in *Ceha Kila* in Kole Village, North Satar Mese, Manggarai

No	Date	Findings
1	3rd April 2017	The Participants in *Ceha Kila* are; 1. Aloisius Ancu, 2. Kanisius Danggur, 3. The member of First Group 4. The member of Second Group

First Data Analysis: Aloisius Ancu

Aloisius Ancu is one of the elders who were sitting in a living room (lutus) and greeted (kinda) before starting *Ceha Kila*. His greeting is:

> *Denge le ite (…mention the dead person's name) ai laka kaut kali ite ga, wale benta de maria agu ngaram toe tanjeng ami ase kaen. Tegi dami kali ga, pereng ema keta ite ngasang ipereruseneisung, lu'u one mata, porong molos laka ditengger le morin, sehat kami musi mai, ngong meu tngasang ine wai ata musi mai neka sendos lewing agu cewat. Wale diha tanta kaeng musi dapur, tae dami kole toe manga sendos kole lami lewing agu cewat.*

Second Data Analysis: Kanisius Danggur

Kanisius Danggur is one of the elders who was sitting in the kitchen and said traditional expressions when others were playing *Ceha Kila*. The traditional expressions which he said are:

1. *Mai gaitecama-cama*
Don't be separable
Naicaanggittukacaleleng
Don't be separable
Teuca ambo nekawolenglako
Don't be fishy
Mukucapu'unekawolengcurup
Make our intention one because we are one
2. *Ai iteho'o de canatas bate labar*
Live in one village
Cambaru bate kaeng
There should be no fight between us
Neka manga bike agukehas
We must unite
Porongite kali gacanaikaut
There should be no differentiation

Third and Fourth Data Analysis: First and Second Groups Member. These people are *Ceha Kila*'s participants. They will riddle each other. Firstly, they will hide the ring (*kila*) on a member's hand. The other group was supposed to guess an answer. This game will be held along the night in order to amuse the family.

Tabel 3: Mode of Discourse in *Ceha Kila* in Kole Village, North SatarMese, Manggarai

No	Date	Finding
1	3rd April 2017	Metaphor

Metaphor

1. *Wale benta de maria agungaram toe tanjeng ami ase kaen* (the dead person) has left his life behind.

The dead person can't do anything anymore, even walking or traveling. But, this metaphor says the dead person can leave his/her body (life) toward the other world.

2. *Tae damikole toe manga sendos kole lami lewing agu cewat* Give us the good, throw the wickedness away

People believe that the invisible God can do anything. The family prays God for the dead person in order to not leave wickedness for them. This metaphor believes that God will give them good and throw the wickedness away from their life.

IV. Conclusion

Semiotic sources aren't only sayings, writings, paintings, or pictures. But, people can find semiotic sources in everything which has cultural and social meaning. *Ceha Kila* is a communication that makes many semiotic sources. So, to figure out the potential meaning of this semiotic source out, people must notice cultural context, norms, and rules in this game.

Bibliography

1. Bungin, Burhan. 2009. PenelitianKualitatif. Jakarta: Kencana Prenad Media Group Daeng, Hans. 2004. AntropologiBudaya. Ende: Nusa Indah.
2. Dagur, B. Antony. 1997. Kebudayaan Manggarai Sebagai Salah Satu Khasanah Kebudayaan Nasional. Surabaya: Ubhara Press.
3. Gunawan, Iman. 2013. Metode Penelitian Kualitatif: Teori dan Praktik. Jakarta: Bulit Aksara Halliday, M.A.K dan Ruqaeya Hasan. 1992. Aspek-aspek Bahasa dalam Pandangan Semiotik Sosial. Yogyakarta: Gajah Mada University Press.
4. Kriyantono, Rachmat. 2007. Teknik Praktis: Riset Komunikasi. Jakarta: Kencana Prenada Media Group.
5. Sutrisno, Mudidan Hendar Putranto. 2005. Teori-Teori Kebudayaan. Yogyakarta :Penerbit Kanisius.
6. Sugiyono. 2005. Memahami Penelitian Kualitatif. Bandung: Alfabet.
7. Santoso, Riyadi. 2003. Semiotika Sosial: Pandangan terhadap Bahasa. Surabaya: Pustaka Eureka dan JP Press.
8. Santoso, Anang. 2008. Jejak Halliday dalam Linguistik Kritis dan Analisis Wacana Kritis. Jurnal Fakultas Sastra Universitas Negeri Malang
9. Sobur, Alex. 2009. Semiotika Komunikasi. Bandung: PT Remaja Rosdakarya.
10. Sobur, Alex. 2006. Analisis Teks Media. Bandung: PT Remaja Rosdakarya.

© 2018 Global Journals

Global Journal of Human-Social Science (H) Volume XVIII Issue VIII Version I Year 2018
6

This page is intentionally left blank

© 2018 Global Journals

Global Journal of human-social science: H Interdisciplinary
Volume 18 Issue 8 Version 1.0 Year 2018
Type: Double Blind Peer Reviewed International Research Journal
Publisher: Global Journals
Online ISSN: 2249-460X & Print ISSN: 0975-587X

Incidence on the Self-Regulation as Prevention of the Tobacco in Adolescents

By Hassan Haithem Thabet, Dr. C Leonardo Rodríguez Méndez, Jesús Cuéllar Álvarez & C Maira Quintana Ugando

Central University

Abstract- *Background:* The self-regulating in adolescent's smokers as prevention is one of the lines of the work team in the consultation of Ceasing Tobacco. Objective: to identify the incidence on the self-regulation to prevent the tobacco in adolescents. The investigation embraced one period from March 2017 to September 2018.

Method: A descriptive study of traverse court was used. Registered to 31 students for sampling intentional non probabilistic, of an universe of 50 adolescent students. It was used empiric. Methods; Clinical histories, interviews structured and the questionnaire.

Conclusion: The female sex prevailed, where 54,8 % between the 12 to 19 years of age.

Results: The incidence the factors of risks that impact on the self-regulation to prevent the tobacco in adolescents are the group contagion with 54,7 %, family problems for a 29,0 % and situational depression with 16,1 %, where it is necessary the self-regulation that should have the adolescents in the life.

Keywords: *adolescence, addiction, habit of smoking, tobacco.*

GJHSS-H Classification: *FOR Code: 170199*



Strictly as per the compliance and regulations of:

© 2018. Hassan Haithem Thabet, Dr. C Leonardo Rodríguez Méndez, Jesús Cuéllar Álvarez & C Maira Quintana Ugando. This is a research/review paper, distributed under the terms of the Creative Commons Attribution-Noncommercial 3.0 Unported License http://creativecom-mons.org/licenses/by-nc/3.0/), permitting all non-commercial use, distribution, and reproduction in any medium, provided the original work is properly cited.

Incidence on the Self-Regulation as Prevention of the Tobacco in Adolescents

Hassan Haithem Thabet [α], Dr. C Leonardo Rodríguez Méndez [σ], Jesús Cuéllar Álvarez [ρ] & C Maira Quintana Ugando [ω]

Abstract- ***Background:*** **The self-regulating in adolescent's smokers as prevention is one of the lines of the work team in the consultation of Ceasing Tobacco.**

Objective: **To identify the incidence on the self-regulation to prevent the tobacco in adolescents. The investigation embraced one period from March 2017 to September 2018.**

Method: **A descriptive study of traverse court was used. Registered to 31 students for sampling intentional non probabilistic, of an universe of 50 adolescent students. It was used empiric.**

Methods; **Clinical histories, interviews structured and the questionnaire.**

Conclusion: **The female sex prevailed, where 54,8 % between the 12 to 19 years of age.**

Results: **The incidence the factors of risks that impact on the self-regulation to prevent the tobacco in adolescents are the group contagion with 54,7 %, family problems for a 29,0 % and situational depression with 16,1 %, where it is necessary the self-regulation that should have the adolescents in the life.**

Keywords: adolescence, addiction, habit of smoking, tobacco.

I. Introduction

The adolescence like period of the human development has been object of the social scientists' attention and of international instances who have tried to define its limits, as well as the characteristics that define this stage. [1]

The space of the adolescents has vital importance in the formative process of the personality, propitiating that the same ones can self-teach with a clearer vision of the harmful effects that causes the tobacco and to prevent its consequences with the help of the professionals of the health but with a model function.

The tobacco, is considered a true drug diffused in the entire world. It reaches a world prevalence of 47 % in the masculine population of adults, in front of 12 % in the woman, and in the last years a more precocious beginning of the habit is observed, particularly in the beginning of the adolescence. [2]

The habit of smoking could be immerse in the integral style of people's life, expert this as the group of individual decisions that affect the health and envelope which you could exercise certain control degree that also has an effect on the health and the behavior of those who cohabit. [3]

At the moment Cuba occupies the fifth place in Latin America and the Caribbean as for the prevalence of the tobacco, being Chile and Republic of the Dominican Republic the countries of more incidences in our continent.

Cuba is inside this problem, presenting very similar statistical numbers to the national stocking, with a runs off with as for the breathing illnesses, cancer, cardiovascular affections and diabetes like consequence of the habit of smoking, being considered the illness non genetics that more reduces the hope of life.

The phenomenon that exists around this real problem, conditioned the position of the following scientific problem in the present investigation: ¿That incidence impact on the self-regulation like prevention of the tobacco in adolescents?

General objective: to identify the incidence on the self-regulation to prevent the tobacco in adolescents.

II. Materials and Methods

Was carried out a descriptive study, traverse with adolescents belonging to the policlinic "José Ramón León Acosta" of the municipality Santa Clara, Cuba in the understood period of March 2017 to September 2018, with the objective of identify the incidence in the self-regulation to prevent the tobacco in adolescents. It was study constituted by 31 adolescents and in those that was identified the incidence on the self-regulation in the adolescents' consumers of tobacco, to those which previously were requested informed consent. The selection was based on the following approaches:

a) *Inclusion approaches:*

– All the adolescents with factors of risks of the area of health that possess favorable psychic conditions to respond the questions.

Author α: MSc. Graduate as Master in Psychology Pedagogy. Central University "Marta Abreu" of Las Villas. Professor at the University of Aden, Republic of Yemen. e-mail: jesusca@infomed.sld.cu

Author σ: Graduate as doctor in psychology. Department of Psychology Central University "Marta Abreu" of Las Villas. Cuba.

Author ρ: MSc. Graduate in Psychology of the Health. Department of Ceasing Tobacco. Policlinic "José Ramón León Acosta". Santa Clara. Villa Clara. Cuba. e-mail: jesusca@infomed.sld.cu

Author ω: Dra. Graduate doctor in psychology. Department of Psychology .Central University "Marta Abreu" of Las Villas. Cuba.

© 2018 Global Journals

– That they resided in the area of chosen health.

b) Exclusion approaches

– Adolescents that emigrate of their residence place during the study.

c) Exit approaches

– Adolescents that abandon the investigation voluntarily.

It was used the following variables starting from the obtained data: age, sex and risk factors on the self regulation in adolescents.

Authorization was requested the adolescents, belonging to the educational policlinic "José Ramón León Acosta" for the realization of the study. To these they were explained the importance of the investigation. The data were used by the specialists of the health and with investigative ends, fulfilling the principle of the confidentiality of the data.

d) Collection of the information

To begin the development of the investigation was carried out a bibliographical revision of the topic making a meticulous analysis of the most excellent aspects in the Cuban means as at international level. It was used as technical, the documental revision that included individual clinical histories and the open interview.

III. Statistical Prosecution

The information was stored in a file of data in SPSS version 21.0 and it is presented in statistical charts; for the description it was calculated the arithmetic stocking, standard deviation, absolute frequencies and percent's. In the analysis it was used non parametric tests as Squared Chi for adjustment kindness and independence of factors. One worked with significance levels to 5 %.

IV. Results

Table 1: Distribution of adolescents according to age and sex of group

Age of Group	12-14	12-14	14-16	14-16	17-19	17-19	Total	Total
Sex	No.	%	No.	%	No.	%	No.	%
Female	9	29,0	6	19,3	2	6,4	17	54,8
Male	6	19,3	5	16,1	3	9,7	14	45,2
Total	15	48,4	11	35,5	5	16.1	31	100,0

Source: Clinical history of healt

In the studied sample, the female sex predominated (54,8 %) and the group from 12 to 14 years with 48,4 % (Table 1).

Table 2: Distribution of incidence on the self-regulation in adolescents

Incidence on the self-regulation in adolescents	No.	%
Group contagion	17	54,8
Family problems	9	29,0
Situational depression	5	16,1
Total	31	100,0

Source: Open interview

To analyze the risk factors, the approach of fragility was applied where they were group contagion in 54,8 %, only 16,1 % was situational depression (table 2) and 29,0 % was family problems.

V. Discussions

The results of this investigation belonged together since with the world and national tendency every time it increases more the addiction in early ages. It coincides with a study carried out according to the authors.[4]

Other investigations starting from authors like on the tobacco in adolescents in a community in Spain, where it was reported that the half age of beginning in this habit, is located in the 12 years of age.[5]

Due to the early age in that this addiction appears, was carried out this investigation where was appreciated that the committed ages in the study are from 12 to 15 years being predominant the female sex, coinciding with that argue that the biggest prevalence in the tobacco is among the adolescents of the male sex, standing out the enormous risk that have of smoking the adolescents whose family makes it and the fateful consequences that brings the habit of smoking for its future life.[6]

In Cuba the differences among the indexes of male and female adolescents' consumption are not marked, according to that referred in the National Program of Control of the Tobacco of the Ministry of Public Health outlined for however doesn't behave of

© 2018 Global Journals

for the lack of professors' demand that facilitate the cigarette to the student in many of the cases. [8]

In spite of the present behavior patterns in these adolescents, and the permissive of the habit for some parents and tutors, the way of obtaining of the cigarettes is through friends or contemporary, followed by traveling sales persons. Is belongs together with other studies like the one carried out in Argentina. [9]

On the other hand, other studies for they reflect the place of the smoking adolescents' more frequent consumption (50,9 %) between friends' house and parties, and in 40,4 % in their houses. [10]

According to authors like they outline that it is known the influence that has the example of the parents to adopt attitudes, by what becomes precise to surround the adolescents of positive examples that redound in the prevention of the tobacco, in order to reinforce the attitudes that go against the adoption of the habit of smoking, and where the family plays a fundamental list, behaving as another factor of risk for the consumption of the tobacco as family problems and situational depression. [11]

VI. Conclusion

The male sex prevailed in the study as present addiction to the tobacco. By way of conclusion the female sex prevailed, where 54,8 % between the 12 to 19 years of age. Results: the incidence the factors of risks that impact in the self-regulation to prevent the tobacco in adolescents are the group contagion with 54,7 %, family problems for a 29,0 % and situational depression with 16,1 %, where it is necessary the self-regulation that should have the adolescents. The investigation team made use in a preventive way in the necessary self-regulation that should have the patients from the psychological component the regulation and to avoid harmful bigger factors of risks for the health in the adolescents.

Conflicts of interest: The authors declare that they have no conflicts of interest and that there is no economic compensation.

References Références Referencias

1. Gilbert Martínez C. Adolescencia y salud. Una mirada contemporánea. Ciudad México: Dirección Técnica de Servicios de Salud. Departamento de Medicina Preventiva; 2014: 15.
2. Álvarez Valdés N, Gálvez Cabrera E, Díaz Garrido D. Hábito de fumar en la adolescencia al nivel comunitario. Rev Cubana Med Gen Integr; [2012; mayo; 17]; 23(3): Disponible en: http:// scielo. sld.cu/scielo.php?script=sci_arttext&pid=S0864-21252007000300006&lng=es.
3. Ariza C, Nebot M, Villalbí JR, Díez E, Tomás Z, Valmayor S. Tendencias en el consumo de tabaco, alcohol y cannabis de los escolares de Barcelona. Gac Sanit. 2012; 17(3):190.
4. Córdoba, R. Villalbí, R. Salvador, T y López, V. (2012). El proceso para la adopción de una legislación eficaz en la prevención del tabaquismo en España. Rev Esp Salud Pública: 80(4):631-45.
5. Larmusch SY. Adolescencia y drogadicción. Un enfoque de la prevención escolar en Argentina. [Consultado 28 de julio de 2014]. Disponible en: http://www.monografias.com/trabajos/adoldrog/adoldrog.shtml#top
6. Paterno CA. Factores de riesgo coronario en la adolescencia. Estudio FRICELA. [Consultado 31 de julio de 2014]. Disponible en: http://www. revés-pcardiol. org/cgi-bin/ wdbcgi. exe/cardio/ mrevista_ cardio.Go? pident=13047009.
7. Righetti J. Factores de riesgo en la niñez y adolescencia (Fundamentos de las recomendaciones FAC '99 en prevención cardiovascular). [Consultado 28 de julio de 2014]. Disponible en: http://pcvc.sminter.com.ar/cvirtual/cvirtesp/ cientesp/epesp/epc0024c/crighett/crighett.htm
8. Satcher D. Las mujeres y el fumar. Dirección General de Salud de los Estados Unidos. [Consultado 28 de julio de 2014]. Disponible en: http://www.cancer.org/docroot/ESP/content/ESP_2_1x_Las_mujeres_y_el_fumar.asp?sitearea=ESP&viewmode=print& Bolzán A, Peleteiro R. Tabaquismo durante la adolescencia temprana. Estudio en escolares Argentinos. J Pediatr. 2013; 79(5):461-6.
9. Verra F, Zabert G, Ferrante D, Morello P, Virgolini M. Consumo de tabaco en estudiantes de educación secundaria de Argentina. Rev Panam Salud Publica; [cited 2012 July 17]; 25(3): 227-233. Available from: http://www.scielosp.org/scielo.php?script=sci_arttext&pid=S1020-49892009000300006&lng=en
10. Ugarte Díaz RM. La familia como factores de riesgo, protección y resiliencia en la prevención del abuso de drogas en adolescentes. Capítulo 5. [Consultado 28 de julio de 2014]. http://www. venum peru.com/friesgo_ cap5_p130_169.pdf

© 2018 Global Journals

This page is intentionally left blank

© 2018 Global Journals

Global Journal of human-social science: H Interdisciplinary
Volume 18 Issue 8 Version 1.0 Year 2018
Type: Double Blind Peer Reviewed International Research Journal
Publisher: Global Journals
Online ISSN: 2249-460X & Print ISSN: 0975-587X

The Aftermath of Custody in Manju Kapur's *Custody*

By E.Shona Armstrong
Central University

Abstract- A marriage is proceeded and broken in Manju Kapur's Custody. There is a fight for custody after divorce. By the early twentieth century, divorce cases become more common, and custody disputes simultaneously became an issue that affected many families. With the changing attitudes of the twenties, a woman' s sexual conduct no longer prevented her from receiving custody for her children. The double standard on moral conduct of the parents was removed. The parents morality is questioned in the court.

Keywords: *divorce, custody, mental and psychological changes in children.*

GJHSS-H Classification: *FOR Code: 199999*



Strictly as per the compliance and regulations of:

© 2018. E.Shona Armstrong. This is a research/review paper, distributed under the terms of the Creative Commons Attribution-Noncommercial 3.0 Unported License http://creativecom-mons.org/licenses/by-nc/3.0/), permitting all non-commercial use, distribution, and reproduction in any medium, provided the original work is properly cited.

The Aftermath of Custody in Manju Kapur's *Custody*

E.Shona Armstrong

Abstract- **A marriage is proceeded and broken in Manju Kapur's *Custody.* There is a fight for custody after divorce. By the early twentieth century, divorce cases become more common, and custody disputes simultaneously became an issue that affected many families. With the changing attitudes of the twenties, a woman' s sexual conduct no longer prevented her from receiving custody for her children. The double standard on moral conduct of the parents was removed. The parents morality is questioned in the court.**

Keywords: divorce, custody, mental and psychological changes in children.

> Single parent situations drive poverty and often lead to unsupervised kids. Many boys growing up without fathers often feel angry and abandoned. Thus, they seek comfort in all the wrong places.
>
> -Bill O'Reilly

I. Introdaction

In the late twentieth and early twenty-first centuries, divorce rates increased dramatically. Due to the nature of divorce, the rules governing child custody became increasingly difficult to determine. It is during at this time that the idea of mothers being favored to gain custody of children in the event of a divorce has been challenged. If the parents were not qualified to guard the children their custody will be given to foster care center.

Kapur addresses the gendered nature of custody in India. Men often refuse to grant divorce easily because women usually have greater claim on the children. The legal process is different and it has certain rules. Custody cases take a long time to come to an end.

Fighting for custody is the main plot in Manju Kapur' s*Custody*, the turmoils faced by the husband and children has been discussed in this chapter. Custody comes after the divorce, Shagun to get divorce from Raman, accepts the custody rights to be handover to Raman .To get the precious jewel like 'children', Raman accepts divorce by mutual consent. Shagun divorced Raman, with conditions applied such as visitation of the children during holidays.

Children were struggled between their Papa and Mama. Arjun, Raman's son has a bitterness towards Raman, he longed to be with Shagun. His parents divorce, made him to feel ashamed and he resists to face the society. "Arjun limped his way to the waiting room. I can't find any physical symptom. Sometimes there is an emotional cause. Is anything troubling him?" (161). He avoids going to school by saying lame excuses. "Roohi's crying fits, Arjun's trauma and sleep overs at friend's houses, Raman coming home, late, this was the norm" (105). When Arjun refused to go to school, his mother Shagun with the help of her lover joins Arjun in a boarding school in Dehradun. The harshfulsituation in home, even drives Arjun to a boarding school happily.

Arjun never shares openly anything to his biological father, he rarely writes letters to him. When Shagun invites Arjun and Roohi to United States, they felt happy. In United States, Shagun haunts Roohi's mind by saying some rubbish stories. After returning from United States, Roohi begins to wet the bed at night, Raman feels a lot about his children. Raman's parents feel pity of him, his parents wants him to marry again for the welfare of his children.

When Ishita a childless divorcee, cares for Roohi, Raman gets anger on Shagun because she made Roohi to beg for affection from other woman. Raman gets closer to Ishita, he thinks Ishita as a healer for his past wounds and she will be a good mother to Roohi. They married secretly, Roohi never objects their marriage. She accepts Ishita as her Mama. On the contrary Arjun shows hatred towards Ishita,

> At that moment Arjun was murmuring to his sister, 'Do you remember Mama?'
>
> She nodded.
> 'Not the auntie living with you in this house. Mama in America.'
> Again she nodded.
> 'She loves you very much. Now don't you forget that. She is your real mother, no matter what anyone says. All right?'
> … Remember he repeated impatiently. He must have the dumbest sister in the world. (312-13)

Arjun even scolds Roohi as a stupid who always whine to get the attention of others. He even poisons Roohi's mind, that Shagun is their mother by showing her photo. "He sat near her and showed her something in his cupped hand. It was a small passport-size photograph of Shagun" (324). Ishitacan not tolerate such manipulations to a little child's ears. She considers Roohi as her own daughter. "Let's go and tell Arjun that, shall we? Perhaps he does not know there are two kinds

Author: M.Phil. scholar, Holy Cross College(Autonomous), Nagercoil, Tamil Nadu, India. e-mail: shonaarmstrong07@gmail.com

© 2018 Global Journals

of mothers. The one who gives birth to babies and then forget about them and the other one who looks after the babies for the rest of their lives" (329). Arjun says, do you remember the vacation in United States, what about swimming and the cabin we stayed.

Arjun always talk formally to Ishita, a few words only come out of his mouth. "There was a willing to wound in Arjun that was new to Raman. What had happened to his son?" (319). Roohi's mind was disturbed, she does not even answered any of the questions in her school interview. She is confused between her biological mother and her real mother Ishita. Roohi called Ishita as Mama in the absence of her brother, she is afraid of Arjun. Arjun used to shut the door along with Roohi, he does not allow Roohi to spent time with Ishita.He always pesters Raman to leave them in their Maternal Grandmother's house. Though Raman got custody rights he is afraid of losing his children, because Shagun might kidnap them. Because Shagun has already done that once. The mental trauma of Raman affects him, he often raise his voice against Ishita. At once he feels the pain of single parent when Ishita does not care about Arjun's rank card. Raman shares this news with Shagun. Ishita too knows the pain of divorce. She does not want to lose her precious jewel Roohi.

When Ishita works in Jeevan with slum children she never things of motherhood, but when she loves and cares Roohi, she felt Roohi as an own fruit, from her womb. Ishita too had the fear of losing Roohi to Shagun. Ishita does not want to send Roohi to visit Shagun, ever in her life, because it may confuse and distract the child. Roohi under Arjun's influence asks Ishita, "Are you sure you are my mother" (341). Each one suffers the trauma of the custody. Shagun too feels lonely in United States without her children, she buys each and every things starting from, dresses, toys for Roohi when she goes for shopping. Modern Marriage has a great impact on the life of children. They are afraid to face the society freely. Their mindset becomes disturbed because of their divorced parents. They afraid to imagine the society and how it would see them. How the relatives would pity them and how they might backbite them. The children are restless. They are in a dilemma to whom they have to believe. The children are pushed to a state of depression. Raman badly wants the custodial rights, he states that:

One affair changed into licentiousness from the day they married, her own mother turned into procuress, her uncaring nature in full display as she abandoned her children to co-habit with Ashok Khanna. Exposure to him threatened the minors psychological well-being, she herself was an evil moral influence" (137).

The total family has been in a state of disorder after the divorce. Mrs. Kaushik worried a lot about his son Raman and her grandchildren. She offers a lot of prayers to the deities. Ishita too had the imprints of the of her divorce but she is childless. She hides herself in her apartment. After some days she is ready to face the eagle eyed society. She helps the slum children, corrects their manners and civility. Ishita comes as an angel in the life of Raman and Roohi but Arjun never considers her as his mother. After Ishita has caressed Roohi as her daughter, Roohi tries to conquer her depression state, but when Arjun confuses her about the Mama in United States, she becomes little bit irritated. The custody affects Raman's health, Arjun's education and Roohi's mental balance."Both events had one parent missing and the result was a child who cried and wet her bed at night. He found himself hating Shagun for the damage done to his baby" (292).

Arjun and Roohi are the pawns in the great divorce drama. Arjun misses his father and his greatness began to slip. He is ten during their parent' s divorce, he is upset because of their family setup. Roohi grows with his father and step-mother. Raman says,

> I am not going to give you a damn thing unless custody is decided and that too in my favour. If the children become too old, and the issue irrelevant, I will never free you. Never.
> So take the children and give me a divorce.
> What?
> Take them. (229)

Shagun considers that something has been missing in Raman. She dethrones Raman and coronate Ashok as her new King. When Raman comes to know about Shagun' s decision to marry Ashok, Raman is not psychologically ready to compromise to her request; nor is he ready for any kind of peaceful resolution of his familial predicament with her. However, Raman is ready to give divorce on condition that she should not assert her right to the custody of her children.

At first Ashok takes care of Shagun's children as his own . Shagun says, "Ashok feels that we need to bond together as a family. We will go somewhere, perhaps Bhutan, and may be Arjun can get a few archery lessons. Ashok will arrange things down to the last detail. He is so used to multitasking; he does it even at" (246). But later Ashok shows his true face, he does not even care about the visitation rights regarding Roohi while they settled in Singapore.

Shagun misunderstands that Ashok loves her alone not her children. She feels as if she is a single parent, because Ashok does not care about the children. Ashok helped Shagun whole heartedly in getting divorce because Ashok wants her. He gets frustrated, whenever Shagun talks about Roohi. Shagun writes about her quarrel with Ashok to her mother in her letters. Shagun writes as:

> Perhaps I was foolish to believe, but he did promise to keep me happy for ever not that I have reproached him with anything. Our life together would not have been possible if I had regretted my

© 2018 Global Journals

past still. What happened to that promise? I guess when you are in love. You experience some momentary delusions, then the glow fades and things look ordinary again. Of course, I adore my life here, but sometimes I feel its foundations are fragile. (391)

Ishita feels, "Over the next few days her sense of danger intensified. She saw a sword dangling over the family life she had created so painstakingly. That sword must be cut down, assiduously blunted, so that it never had the power to threaten" (389).When Ishita took away Roohi to her parents home at Swarg Nivas, before the arrival of Arjun, because he might inform Shagun about Roohi's wealth that she is alright, because Raman is going to provide a medical certificate of Roohi, that she is ill and cannot travel abroad. Raman felt that he cannot bring his family under one roof, "Why was not it possible to have everybody he loved under one roof? Thought Raman. If he was another sought of man, perhaps he would have handled such things better" (365).

The custody reaches its peak, when Raman hides Roohi from Shagun. She threatens Raman in the name of Arjun, that Raman may not be able to meet Arjun. Shagun files contempt of court against Raman. The case came for hearing in the court. Ishita has already prepared Roohi to answer the Judge's questions. Roohi answered that Ishita is her mother and she wants to be with her. Roohi's custody has been given to Ishita and Raman, Arjun's to Shagun. The children should decide with whom to live, when they reach the age of eighteen. The brother and sister has been cruelly separated. "Fifteen minutes passed before her cell phone rang. The judge have given Roohi to them and Arjun to Shagun. If the children wanted there would be visiting but not otherwise. She was to go home, he would come in taxi" (395).

Even the Holy Bible pin points about adultery. "You shall not commit adultery" (Exodus 20:14).The Holy bible warns people about committing sins. "Marriage should be honored by all, and the marriage bed kept pure, for God will judge the adulterer and all the sexual immoral" (Hebrew 13:4). God even says about divorce through his words "Anyone who divorces his wife and marries another woman commits adultery, and the man who marries a divorced woman commit adultery" (Luke 16:18).

Divorce is a life transforming experience, it turns one's life up-side down. The divorce itself does not affect children in a negative way. The effects result more often from the feeling of uncertainty of what is going to happen after the divorce, from the level of conflict between the parents and from how the parenting after the divorce is done. After divorce the children undergoes a lot of traumatic experience. They feel insecure and get rejection from all sides. They torn in between the fight of their parents. They have to adjust themselves in different situations, such as a new step-father and a new step-mother.

When a child's parents get divorce, it leaves an unforgettable scare on them. Living with one parent and the absence of one parent is a heart breaking experience. The after effects of a divorce for children are mostly that they have to move to a different home and sometimes to a different school and that they will not see and be with both their parents at the same time any more. In most of the cases, they will live with their mother and they will see their father much less. The olden memories will never come back. "Marriage is when to people decide to live together forever. Should they change their minds they go to court and get their marriage cancelled. Finished. Divorced. They become strangers, sometimes they never see each other again" (326). The wounds created by divorce never fades away, the pain and scar still remains.

Custody, reveals the disintegration of the family after divorce and the aftermath effects of custody in a middle class family during the modern era. It has a great impact on every single character. Money and fame has been given importance, rather than human emotions. The disintegration of the family leads to the decay of the modern world.

Works Cited

1. "Bill O' Reilly Quotes."*Brainy Quote. com*. XploreInc, 2018. Web. 15 Mar. 2018.
2. *The Holy Bible*. USA: National Publishing Company, 1978. Print.
3. Kapur, Manju. *Custody*. London: Random House, 2011. Print.

© 2018 Global Journals

This page is intentionally left blank

© 2018 Global Journals

Global Journal of human-social science: H Interdisciplinary
Volume 18 Issue 8 Version 1.0 Year 2018
Type: Double Blind Peer Reviewed International Research Journal
Publisher: Global Journals
Online ISSN: 2249-460x & Print ISSN: 0975-587X

The Effect of Interpersonal Relations Practices on Productivity in Nigeria Social Insurance Trust Fund (NSITF), Abuja

By AsongoTersoo, Aguji Celestine & Utile Barnabas Ishongi
Benue State University

Abstract- Organizations around the world consist of people with a similar aim, objective, set goal, who work in cooperation with one another in achieving what an individual cannot be able to accomplish in isolation. The main aim of this study is to investigate the effect of interpersonal relations practices on productivity in Nigeria Social Insurance Trust Fund (NSITF), Abuja. A survey research design was adopted for this study, using a population of 197 staff of Nigeria Social Insurance Trust Fund (NSITF) Abuja from top management cadre, middle, and low cadre officers. A simple random sampling technique was used to select the sample size. The instrument for data collection was the questionnaire. Data collected was analyzed using mean, and standard deviation. Thus, chi-square was used to test the hypotheses at 0.05 Alpha level of significance. The study made the following findings: there is a major relationship between interpersonal relations and achievement of Nigeria Social Insurance Trust Fund (NSITF), Abuja, and there is a significant relationship between interpersonal relations and workers performance in Nigeria Social Insurance Trust Fund (NSITF), Abuja. The study therefore, recommends that: management staff and other senior staff in the organization should create a conducive atmosphere to facilitate good human relations and subsequently teamwork for greater or higher productivity.

Keywords: *effect, interpersonal relations, practices, productivity.*

GJHSS-H Classification: *FOR Code: 160899*



Strictly as per the compliance and regulations of:

© 2018. AsongoTersoo, Aguji Celestine & Utile Barnabas Ishongi. This is a research/review paper, distributed under the terms of the Creative Commons Attribution-Noncommercial 3.0 Unported License http://creativecom-mons.org/licenses/by-nc/3.0/), permitting all non-commercial use, distribution, and reproduction in any medium, provided the original work is properly cited.

The Effect of Interpersonal Relations Practices on Productivity in Nigeria Social Insurance Trust Fund (NSITF), Abuja

AsongoTersoo [α], Aguji Celestine [σ] & Utile Barnabas Ishongi [ρ]

Abstract- Organizations around the world consist of people with a similar aim, objective, set goal, who work in cooperation with one another in achieving what an individual cannot be able to accomplish in isolation. The main aim of this study is to investigate the effect of interpersonal relations practices on productivity in Nigeria Social Insurance Trust Fund (NSITF), Abuja. A survey research design was adopted for this study, using a population of 197 staff of Nigeria Social Insurance Trust Fund (NSITF) Abuja from top management cadre, middle, and low cadre officers. A simple random sampling technique was used to select the sample size. The instrument for data collection was the questionnaire. Data collected was analyzed using mean, and standard deviation. Thus, chi-square was used to test the hypotheses at 0.05 Alpha level of significance. The study made the following findings: there is a major relationship between interpersonal relations and achievement of Nigeria Social Insurance Trust Fund (NSITF), Abuja, and there is a significant relationship between interpersonal relations and workers performance in Nigeria Social Insurance Trust Fund (NSITF), Abuja. The study therefore, recommends that: management staff and other senior staff in the organization should create a conducive atmosphere to facilitate good human relations and subsequently teamwork for greater or higher productivity.

Keywords: effect, interpersonal relations, practices, productivity.

I. Introdaction

The practice of Human Resource Management in its quest towards achieving success through people utilizes the array of activities concerned with all aspects of how people are employed and managed in organizations. This approach tends to understand how psychological and social processes interact with the work situation to influence performance. Interpersonal Relations is the first key approach to emphasis information on work relationship and work satisfaction. Thus, Ezinwa and Agomon (1993) asserted that human relations encompass the art and practice of using systematic knowledge of human behavior to achieve organization and personal objectives. Organizations are made up of individuals, the immediate environment and the public that contributes to the success or failure of the organization.

In this regard, Onasanya (1990) defined an interpersonal relationship as a relationship between one person and another and a group of people within a community whether at work or social gathering. It is considered as a behavioral science which deals with interpersonal, inter-work, group and management of employees' relationship in a social system seems to be the only tool for organizational productivity and development. The reason is not farfetched since efforts of Elton Mayo, and his research in the 1920s on the behavioral approach to management succeeded to have yielded much more factual analysis regarding of the chicken-egg relationship between human relations and productivity in an organization.

Hicks and Byers (1982) in their contributions defined interpersonal relations as "the integration of people into a work situation in a way that motivates them to work together, productively and cooperatively with economic, psychological and social satisfaction". Interpersonal relations is a definitive management function which helps to establish and maintain a mutual line of communication, understanding, acceptance, and cooperation between an organization and it's human. It involves the management to keep opinions, defines, and as well emphasizes the responsibility of management to serve the human interest. However, interpersonal relations has long attained professional status but, it is discovered that most organizations are not taking full advantage of its efficient utilization when dealing with their workers due to ignorance or improper understanding as to the effectiveness of the discipline to organizational success.

Interpersonal relationships at work have an advantageous impact on both organizational and individual variables. Obakpolo (2015) has demonstrated that friendships at work can improve different employee attitudes such as job satisfaction, job commitment, engagement, and perceived organizational support. Also, Song and Olshfski (2008) and Morrison (2009) observed that employee's negative work attitudes could be mitigated when peers act as confidantes to discuss bad and unpleasant work experiences. In today's corporate world, there is a need for work to be done as quick as possible, and for this purpose, working

Author α: Department of Sociology, Benue State University, Makurdi-Nigeria. e-mail: talk2asongots@gmail.com
Author σ: Department of Public Administration, University of Abuja, Nigeria. e-mail: celestineaguji@yahoo.com
Author ρ: Department of Political Science, Benue State University, Makurdi-Nigeria. e-mail: barnsishoutile@gmail.com

© 2018 Global Journals

professionals need to have a good relationship between each another. Healthy professional relations is maintained by effective workplace communication and teamwork. Interpersonal relationships gradually develop with good team participation with other members. On the other hand, these relationships may deteriorate when a person leaves the group and stops being in touch (Stephen, 2010). Therefore, it is in recognition of this that the study highlights the effect of interpersonal relations practices on productivity in Nigeria Social Insurance Trust Fund (NSITF), Abuja.

II. Statement of the Problem

Organizations around the world consist of people with a similar aim, objective, set goal, who work in cooperation with one another in achieving what an individual cannot be able to attain in isolation. Therefore, if the people working in an establishment will not relate positively with one another, then, the goals of an organization can hardly be achieved. There are organizations where there seem to be no cordial relationships among staff members, for example, where strife, jealousy, hatred, bias, backbiting, witch- hunting and unhealthy rivalry is found in an organization, there is conflict which is not healthy for any organization. Hence, the need for a healthy and friendly environment in any organization, the employees must work in harmony with each other toward achieving organizational goals and objectives. It is because teamwork makes tasks to accomplish more definitely. Similar, the findings of Obakpolo (2015) on improving the interpersonal relationship in the workplaces and she found that the level of compatibility, communication and interaction settings between workers goes a long way in either improving or hindering interpersonal relationship in workplace. Therefore, the study on interpersonal relations practices on productivity in NSITF, Abuja will fill the gap in the literature and also, as a result of these trends that make it necessary for this study to address the following question:

I. How active is the practice of interpersonal relations to the attainment of NSITF objectives?
II. To what extent does an interpersonal relation impact on worker's performance?
III. Does an interpersonal relation determine employee's industry harmony in NSITF?

III. Research Hypotheses

H_0: There is no significant relationship between interpersonal relations and the achievement of NSITF goals.

H_0: There is a significant relationship between Interpersonal Relations and workers performance.

VI. The Significance of the Study

This study is very significant in several aspects. The finding would be beneficial to management in all corporate organizations; this is because a positive interpersonal relationship has become an integral feature of organizations in accomplishing set goals. By investigating the impacts of good interpersonal performance, the study could establish a basis for encouraging the need for employees to work in harmony and improve workplace relations.

Secondly, employees in both private and public sectors might also benefit from the study. It is because it will show how their inter-relationships impact on performance and productivity, efficiency and their attitude to work. All these would provide the basis on which recommendations is made for the benefit of management.

Thirdly, the study could be useful for the academic purpose. It is because it will expand the frontiers of knowledge and help students as well as private individual researchers who will be interested in carrying out related studies in the future, will use this project as reference material.

V. Methodology

For purpose of this study, the survey method was utilized. This method avails the study the opportunity to gather information through questionnaire and interview in the course of the investigation. The population of this study is the entire staff of Nigeria Social Insurance Trust Fund (NSITF) Abuja constitutes the study's population. Nigeria Social Insurance Trust (NSITF) Abuja has a total population of 500 employees. The sample size was further determined based on the recommendation of Gall, Gall and Borg (2003) which advised that if the population is between 2 -1000 use 20% as minimum sample size, and if it is up to 5,000 uses 10% as minimum sample size. Gall, Gall, and Borg further said that such sample size will enable the researcher to get a meaningful sample of the population. Therefore, the sample size for this study was two hundred (200); that is 20% of the total population of Social Insurance Trust Fund (NSITF), Abuja, which is 500. A simple random sampling technique was used to select staff from different top management cadre (50), middle management staff (80), and (70) lower cadre officers respectively. A sample random sampling technique was used to select the respondents to give them an equal chance of being included in the study. Data for the study were collected through a questionnaire, and out of 200 copies of the questionnaire distributed to the respondents, 197 were returned and found usable showing a response rate of 98.5%.The data collected for this research is analyzed using mean deviation, and frequency distribution table. The method involved the use of values allocated to the 4

© 2018 Global Journals

point scale which Strongly Agrees (SA) = 4, Agree (A) = 3, Disagree (D) = 2 and Strongly Disagree (SD) = 1. Chi-square was used to test the hypotheses.

VI. Results

This section of the study focuses on the analysis of data about the four research questions that is asked at the early stage of this investigation.

Table 1: Mean and Standard Deviation on whether Interpersonal Relationship is instrumental to the attainment of organizational goals.

S/N	Items Description	SA	A	D	SD	Mean Score	STD.	Decision
1.	The relationship exist among workers in the work place determines the progress of the organization	56	71	27	43	2.65	1.085	Agreed
2.	The productive efficiency of an organization depends on the relationships and interactions among employees	81	73	13	30	2.82	1.119	Agreed
3.	The achievement of organizational goals is enhanced when there is effective understanding between management and subordinates.	79	101	7	10	2.80	1.178	Agreed
4.	The behaviors of supervisors that results in effective goals achievement depends on their skills and knowledge in human relations.	38	41	99	19	1.50	.704	Disagreed
5.	The level of commitment of workers towards the achievement of organizational goals depends on interpersonal relationship in the work place.	29	17	51	100	1.46	.732	Disagreed
	Cluster mean/STD					2.24	0.72	

Table 1 shows that items 1-5 have mean scores of 2.65, 2.82, 2.80, 1.50 and 1.46; with a corresponding standard deviation of 1.085, 1.119, 1.178, .704 and .732 respectively with a cluster mean of 2. 24. Since the cluster means is less than the decision point of 2.50, it implies that the interpersonal relationship may or not instrumental to the attainment of organizational goals in Nigeria Social Insurance Trust Fund, Abuja.

Table 2: Mean and Standard Deviation on the Impact of Interpersonal Relationship on Workers Performance.

S/N	Items Description	SA	A	D	SD		STD.	Decision
6.	The productivity of workers is better enhanced as a result of effective human relations put in place by an organization.	117	68	2	10	2.79	.987	Agreed
7	Human relations can be used to promote the utilization of the potentials of workers which in turn results to high performance, thereby leading to higher productivity.	88	71	19	19	2.62	1.021	Agreed
8	Human relations do not affect the productivity of workers.	19	23	99	56	1.35	.672	Disagreed
9	The level of production in organization is determined by good human relations in the organization.	77	103	7	10	2.98	1.052	Agreed
10	Workers productivity can increase depending on the value they attach to human relations in the organization.	115	68	4	10	2.76	.999	Agreed
	Cluster mean/STD					2.50	0.94	

Table 2 shows that items 6-10 have mean scores of 2.79, 2.62, 2.98, 2.76 and 2.74; with the corresponding standard deviation of .987, 1.021, .672, 1.052 and .999 respectively with a cluster means of 2.50.Therefore, since the cluster mean is 2.50 decision points of 2.50, it implies that the interpersonal relationship has a great impact on workers performance.

© 2018 Global Journals

Table 3: Mean and Standard Deviation on Human Relations as a Determinant factor of Employees' Retention in an Organization

S/N	Items Description	SA	A	D	SD		STD.	Decision
11	The retention of workers is determined by the kind of human relations among workers.	131	59	03	04	2.74	1.157	Agreed
12.	The continuous retention of workers in as a result of their level of understanding and effective use of human relations.	63	111	3	20	2.77	1.047	Agreed
13.	Good human relations reduces staff turnover and facilitates goal achievement.	55	125	12	5	2.66	1.070	Agreed
14.	When the needs of workers are not met it leads to absenteeism and resignation.	49	125	12	5	2.98	1.047	Agreed
15.	When too much attention is given to workers it makes them stay longer but reduces productivity.	17	19	60	101	1.40	.690	Disagreed
	Cluster Mean/Std.					**2.51**	**0.788**	

Table 3 shows that items 11-15 have mean scores of 2.74, 2.77, 2.66, 2.98 and 1.40; with a corresponding standard deviation of 1.157, 1.047, 1.070, 1.040 and .690 respectively with a cluster means of 2.51. Therefore, since the cluster mean is above the decision point of 2.50, it implies that human relations are a determinant factor of employees' retention in an organization.

Table 4: Mean and Standard Deviation on the Effect of Interpersonal Relationship on Employees Motivation in an Organization

S/N	Items Description	SA	A	D	SD		STD.	Decisio
16	Good relationship between an organization and its employees boost staff morale on the job.	121	50	17	9	2.83	1.044	Agreed
17.	Motivation helps organization to understand and meet their employee needs which facilitate the achievement of set goals.	63	115	10	9	2.70	1.163	Agreed
18.	Good husman relations result to employees' job satisfaction and hence, enable them to work more effectively.	105	71	16	5	2.84	.959	Agreed
19.	The motivation of employees is determined by the level of human relations in order to achieve organizational goals.	19	17	100	61	2.09	1.161	Disagreed
20.	Good human relations between the organization and its stakeholders lead to high morale and subsequently higher productivity.	117	49	16	15	2.54	1.140	Agreed
	Cluster Mean/Std.					**2.60**	**0.86**	

Table 4 shows that items 16-20 have mean scores of 2.83, 2.70, 2.84, 2.09 and 2.54; with a corresponding standard deviation of 1.044, 1.163, .959, 1.161 and 1.140 respectively with a cluster means of 2.60. Therefore, since the cluster mean is above the decision point of 2.50, it implies that interpersonal relationship has a positive effect on employees' motivation in an organization.

VIII. Testing of Hypotheses

The following hypotheses were tested using chi-square goodness of fit to find out the effect of interpersonal relations practices on productivity in Nigeria Social Insurance Trust Fund (NSITF), Abuja.

Hypothesis One: There is no significant relationship between interpersonal relations and achievement of Nigeria Social Insurance Trust Fund (NSITF).

Table 5: Chi-square test of there is no relationship between Interpersonal Relations and Achievement of Nigeria Social Insurance Trust Fund (NSITF) Goals.

Response	0	E	Df	x^2cal	Sig.	Remark
SA	84	49.3	3	47.33	.000	Significant
A	90	49.3				
D	17	49.3				
SD	6	49.3				
Total	**197**	**197**				

Decision= if x^2calculated is greater than x^2critical value (table value) the null hypothesis is rejected

© 2018 Global Journals

The result in Table 5 revealed that there is a relationship between interpersonal relations and achievement of Nigeria Social Insurance Trust Fund (NSITF), Abuja; since (X^2= 47.33, df=3, p=0.05>0.00). Therefore, the null hypothesis which states that there is no significant relationship between interpersonal relations and achievement of Nigeria Social Insurance Trust Fund (NSITF) is rejected in favor of the alternative hypothesis. This means that there is a significant relationship between interpersonal relations and achievement of Nigeria Social Insurance Trust Fund (NSITF), Abuja.

Hypotheses Two: There is no significant relationship between interpersonal relations and workers performance.

Table 6: Chi-square test of there is no relationship between Interpersonal Relations and Workers Performance.

Response	0	E	Df	x^2cal	Sig.	Remark
SA	136	49.3	3	36.04	.000	Significant
A	47	49.3				
D	11	49.3				
SD	3	49.3				
Total	**197**	**197**				

Decision= if x^2calculated is greater than x^2critical value (table value) the null hypothesis is rejected

The result in Table 5 revealed that there is relationship between interpersonal relations and workers performance; since (X^2= 36.04, df=3, p=0.05>0.00). Therefore, the null hypothesis which states that there is no significant relationship between interpersonal relations and workers performance is rejected in favor of the alternative hypothesis. This means that there is a significant relationship between interpersonal relations and workers performance.

IX. Discussion of Findings

Findings made from the study were discussed at this section in line with the empirical review of the effect of interpersonal relations practices on productivity in Nigeria Social Insurance Trust Fund (NSITF), Abuja.

The first finding of this research indicates that there is a significant relationship between interpersonal relations and the achievement of Nigeria Social Insurance Trust Fund (NSITF), Abuja. This is in line with Obakpolo (2015) who observed that organization consist of a group of people with similar aims, objectives, goals and insights who cooperatively joined hands together to achieve what individuals cannot achieve in isolation under an effective coordinating mechanism. However, in any organization that is goal-oriented, workers cooperative efforts coupled with their level of interpersonal relationship tend to influence the entire work-group performance. Similarly, views of Berman et al., (2002); Crabtree (2004); Elling wood (2004); Song and Olshfski (2008) coincided with Obakpolo that valued inter-personal relationship can influence orgasnizational outcomes by increasing institutional participation, establish supportive and innovative climates, increasing organizational productivity and indirectly reducing the intent to turnover.

The second finding of this hypotheses revealed that there is a significant relationship between interpersonal relations and workers performance in Nigeria Social Insurance Trust Fund (NSITF), Abuja. This finding is in conforms to that of Dotan (2009); Morrison (2004); Maertezt, Gruffeth, Campbell, and Allen (2007) that valued interpersonal relations positively impact individual attitudes, opinions and organizational outcomes). This is true for both relationships between workers and relationships between supervisors and subordinates. Furthermore, communicating with others for affection or inclusion eases frustration and job-related anxiety and stress (Anderson & Martin, 1995). Therefore, the need for interpersonal relationships in the workplace cannot be over emphasized because positive work relationships help reduce turnover and improve performance by providing functional; test-or career-related benefits.

X. Conclusion

Based on the data analyzed and the findings made, the researcher concluded that the achievement of organizational productivity is enhanced when there is cordial and mutual understanding between management and subordinates or between employer and employee in the organization. The retention rate of workers is determined by the kind of human relations existing among employees in an organization. Accordingly, good human relations lead to better job design and subsequently job satisfaction in an organization. Finally, the employee's level of productivity in the organization is measured by good human relations practice in such an organization.

XI. Recommendations

Based on the findings of the study, and conclusions arrived at, the researchers therefore, recommends that:

i. The management of Nigeria Social Insurance Trust Fund (NSITF) Abuja should motivate their workers by encouraging their full participation in setting goals, especially those related to their work.
ii. Junior workers should strive to perform better to justify the good human relations existing in the institute.
iii. Management staff and other senior staff in the organization should create a conducive atmosphere to facilitate good human relations and subsequently team work for greater or higher productivity.

© 2018 Global Journals

iv. The institute should endeavor to educate their employees on the importance of good human relations through organizing workshops and seminars
v. The staff of the organization should strive harder to exhibit honesty, dedication, commitment, and faithful service to make them more productive to the organization.
vi. Lastly, NSITF should consider investment in human resource through training and re-training of staff especially in the area of industrial relations that will provide benefits and impacts positively on the organization for more productivity.

References Références Referencias

1. Anderson, C.M., & Martin, M.M. (1995). Why employees speak to coworkers and bosses: Motives, gender and organizational satisfaction. The Journal of Business Communication, 32, 249.
2. Berman, E.M., West, J.P., Richter, J., & Maurice, N. (2002). Workplace relations: Friendship patterns and consequences. Public Administration Review, 62, 217-230.
3. Davis, T.R (1979). *Marketing Management and Becoming a Market Driven Company.* Washington: Spectrum Books Ltd.
4. Ellingwood, S. (2001). The collective advantage, Retrieved June, 2010, from http://www.gallupjournal.com/GMJarchieve/issue3/2001915c,asp.
5. Ezinwa, E. & Agomon, E. (1993).*Modern Manager and Secretarial Practices.* Aba, Nigeria: Academic Publisher.
6. Gall, M.D., Gall, J.P., & Borg, W.R. (2003).*Educational research: an introduction.* 7th ed. Boston, MA: Allyn & Bacon.
7. Hicks, E.G. & Byers, K. (1982).*College Secretarial Procedures and Relationship.* USA: McGraw Hill Incorporation.
8. Obakpolo, P. (2015). Improving interpersonal relationship in workplaces. *Journal of Research and Method in Education*, 5 (6), pp. 115-125.
9. Onasanya, O. (1990). *The Effective Managerial and Secretary Duty.* Ibadan, Nigeria: Longman Publishers.
10. Song, S. & Olshfski. (2008). Friends at work: A comparative study of work attitudes in Seoul City Government and New Jersey State Government. *Administration and Society,* 40(2), 147-169.

© 2018 Global Journals

Global Journal of human-social science: H Interdisciplinary
Volume 18 Issue 8 Version 1.0 Year 2018
Type: Double Blind Peer Reviewed International Research Journal
Publisher: Global Journals
Online ISSN: 2249-460X & Print ISSN: 0975-587X

Water-Mediated Nutrients Export from the Hula Valley to Lake Kinneret: A Review

By Moshe Gophen

Abstract- The Lake Kinneret and its Drainage Basin ecosystems have undergone significant changes. Those ecosystem modifications include Anthropogenic and Natural processes. A comprehensive overview of data collected during 1970–2018 about relations between Lake Kinneret and its drainage basin is summarized in this paper. The data evaluation is aimed at the discovery of the dominant factors which has an impact on nutrient inputs into Lake Kinneret. The nutrient sources in the Hula Valley and their water-mediated migration towards Lake Kinneret as runoff and through subterranean preferential channels is discussed. It is suggested that the dominant mechanism of nutrient export from the Hula Valley to Lake Kinneret is mostly discharge-dependent. The long-term decline of Organic Nitrogen and Total Dissolved Phosphorus is due to Fishponds reduction and sewage removal. The nitrate migration is, therefore, precipitation capacity-dependent and significantly reduced during drought periods.

GJHSS-H Classification: *FOR Code: 040608*

WATERMEDIATEDNUTRIENTSEXPORTFROMTHEHULAVALLEYTOLAKEKINNERETAREVIEW

Strictly as per the compliance and regulations of:

© 2018. Moshe Gophen. This is a research/review paper, distributed under the terms of the Creative Commons Attribution-Noncommercial 3.0 Unported License http://creativecom-mons.org/licenses/by-nc/3.0/), permitting all non-commercial use, distribution, and reproduction in any medium, provided the original work is properly cited.

Water-Mediated Nutrients Export from the Hula Valley to Lake Kinneret: A Review

Moshe Gophen

Abstract- The Lake Kinneret and its Drainage Basin ecosystems have undergone significant changes. Those ecosystem modifications include Anthropogenic and Natural processes. A comprehensive overview of data collected during 1970–2018 about relations between Lake Kinneret and its drainage basin is summarized in this paper. The data evaluation is aimed at the discovery of the dominant factors which has an impact on nutrient inputs into Lake Kinneret. The nutrient sources in the Hula Valley and their water-mediated migration towards Lake Kinneret as runoff and through subterranean preferential channels is discussed. It is suggested that the dominant mechanism of nutrient export from the Hula Valley to Lake Kinneret is mostly discharge-dependent. The long-term decline of Organic Nitrogen and Total Dissolved Phosphorus is due to Fishponds reduction and sewage removal. The nitrate migration is, therefore, precipitation capacity-dependent and significantly reduced during drought periods.

I. Introduction

During the last 80 years, the Kinneret Drainage Basin ecosystem has undergone anthropogenic and natural modifications. Before the 1950s, the Hula Valley was mostly (6500 ha) covered by old Lake Hula (1300 ha) and swampy wetlands. This area was not cultivated. Old Lake Hula and swamps were drained and were being converted for agricultural development. Years later, land utilization was modified in operation referred to as the Hula Reclamation Project (HRP). Regimes of nutrient inputs into Lake Kinneret were changed mostly by a decline in Nitrogen influx. Before the drainage of old Lake Hula and adjacent swamps (1950–1957), Nitrogen contribution of the basin to the lake was mostly highly bio-available Ammonia. After the Hula drainage the dominant N was modified to Nitrate. Moreover, before the mid-1990s, a daily volume of 25 X 10^3 m^3 of raw sewage and Fishpond (1700 ha) effluents were influxed into Lake Kinneret. Later on, the fishpond area was dramatically reduced (450 ha), as well as their effluents, and the raw sewage was stored in reservoirs and reused.

The Jordan River crossing the Hula Valley contributes about 65% of the downstream of Lake Kinneret's water budget, source of 70% of the total nutrient inputs into Lake Kinneret, of which 50% originates in the Hula Valley region. The Hula Valley region includes the valley and the slopes on both sides (East and West mountain ridges) of it.

During 40 years after the Hula Valley drainage, the area was successfully cultivated, agricultural products were economically produced, and the nutrient flux into Lake Kinneret did not threaten its water quality. Nevertheless, as a result of inappropriate irrigation and cultivation methods, the peat soil quality deteriorated by consolidation and destruction. It was accompanied by heavy dust storms, subsidence of soil surface, blocking of drainage canals, enhancement of underground fires, and outbreaks of rodent populations. These deteriorated processes caused severe damage to crops therefore 500 ha of the deteriorated land were ignored. A reclamation project (Hula Reclamation Project, HRP) was consequently implemented (Figure 1) (Gophen 1995–2006, 2003; Gophen et al. 2001).

Desertification does not necessarily overlap with dryness. Desertification is a process of soil fertility decline as it occurs in the Hula Valley located in a region with an annual precipitation of 500–900 mm/y. As a result of desertification, crops in the Hula Valley declined about the decline of soil fertility although water supply was sufficient (no dryness). The HRP objective aimed at overcoming those obstacles considering the avoidance of conflict between agriculture, Kinneret's water quality protection, and nature conservation.

The construction of the Hula reclamation project (HRP) started late 1993 and was accomplished in 1999 (Gophen 1995–2006; Gophen 2003; Gophen 2015 b). It was aimed at reducing the nutrient fluxes from Hula soil while retaining the economic utilization of the land through a shift of 500 ha of it from conventional agriculture to eco-tourism (Gophen 2003; Gophen et al. 2003). This conceptual design is based on man-made changes and reconstruction of the hydrological drainage and water supply system in the entire valley. The program's main objectives were: maintaining economically viable agriculture and eco-tourism, preventing pollutant inputs from reaching Lake Kinneret, and conservation of the region's unique and fragile ecosystem (Gophen 2006; Gophen 2016 c; Gophen 2017).

During the construction of HRP, an onwards monitoring program was carried out (Barnea 2007–2018; Gophen 1995–2006) covering aspects of the ecology, agricultural and Touristic maintenance, water quality and flow regime as well as water budget and

Author: MIGAL-Scientific Research Institute POB 831 Kiryat Shmone 11016 Israel. e-mail: Gophen@Migal.Org.il

© 2018 Global Journals

water level of Lake Agmon-Hula and the discharge in the drainage canals, terrestrial and aquatic plants, underground water levels, Cranes and touristic visitors enumeration. This paper considers two periodical perspectives:

A: The short-term (1999–2018) view, started immediately after HRP accomplishment—aimed at exploring Nutrient migrations shortly after the newly structured hydrological system was completed.

B: The long-term (1970–2018) perspective aimed at exploring the role of environmental conditions and HRP on nutrient migration.

II. Methods

The following data records accepted from Data Base centers and Interim reportswere evaluated in this paper: Lake Kinneret-Kinneret Limnological Laboratory-IOLR Annual reports 1970–2017; Hula Project 1995–2017 annual reports; Lake Kinneret Data Base 1970–2018; Hydrological Service Israel Water Authority 1969–2018 annual reports; Israel Meteorological Service 1940–2018 Annual Reports; Mekorot Water Supply Co. Ltd Monitoring Unit Jordan District Interim Reports (Barnea 2007–2017; Berger 2001; Geifman 1981; Geifman et al. 1987; Givati 1970–2016; Gophen 1983,1984; Gophen 1995–2006; KLDB 1970–2018; Mekorot 1970–2018; Meron et al. 2002–2018; Peres 1940–2018; Rom 2001). Data taken from these records were evaluated using the following statistical methods: Simple Averages, Linear Correlation, and Fractional Polynomial. The evaluated discussion is divided between two periods: short (1999–2018) and long (1969–2018) terms.

a) Short Term (1999–2018) Perspective

i. *HRP impacts on the Hula Valley ecosystem*

Data record (1999–2018) indicated several positive developments in the Hula Valley: economically viable agriculture had been reestablished in spite of water scarcity; eco-tourism has been successfully implemented, particularly in Lake Agmon, and stringent regulations of public visits are in place; the levels of pollutant flux flowing from Lake Agmon into Lake Kinneret were found to be minor, and the arrival of numerous bird flocks (mostly Cranes, Pelicans, Cormorant, Herons, Ibis, Kites and Storks) to the Hula area are attracting large numbers of visitors, generating income for the landowners (Gophen et al. 2001, 2003, 2016; Gophen 2003, 2015 a,b,c; 2006).

The HRP is an example of a constructed wetland which includes the anthropogenic introduction of natural components combined with reconstruction of water canals and the newly created Lake Agmon. The conceptual objective of an optimal system structure included un-interfered existence within a combination of renewed nature and anthropogenic intervention. The maintenance of this agro-ecological system depends upon the cooperation between farming, nature conservation and, water quality protection efforts.

The HRP was proposed at the end of the 1980s, then implemented and accomplished during 1994–2005. The project's objectives were aimed at improvement of three major aspects of Hula Valley hydrological regime: 1) elevation of the underground water table (GWT) level, 2) ensuring an undisturbed runoff flows in the 90 Km's of open canal for the supply of agricultural irrigation and GWT consumption, and 3) nutrients removal combined with appropriate management of Lake Agmon, and the migrating bird flock attractions. Analysis of the impact of climate change causing long-term dryness (Rain gauge decline Started mid-1990`s) trend with five years (2014–2018) of extreme dryness will be discussed.

The correlation between the Jordan River's yearly water yields (10^6 m^3/y) and annual means of nutrient concentrations during 1999–2018 is given in Table 1.

Table 1: Results of Linear Regression (r^2; p) between annual Jordan (Huri Bridge) water yields (10^6 m^3/y) and the annual total average of Nitrogen and Phosphorus species concentrations (ppm) in Jordan waters during 1999–2018 (through August). Significance (S=Significant; NS=Not Significant) level is indicated.

Table 1

Parameter	R square (r^2)	Probability (p) (S=Significant) (NS=Not Significant)
N-Dissolved Kjeldhal	0.0114	0.6543 (NS)
N-NO_3	0.4237	0.0019 (S)
N-Organic Nitrogen	0.3361	0.0074 (S)
TDN-Total Dissolved Nitrogen	0.0818	0.3013 (NS)
TN-Total Nitrogen	0.2437	0.0270 (S)
N-NH_4	0.0938	0.1892 (NS)
TDP-Total Dissolved Phosphorus	0.0045	0.7789 (NS)
TP-Total Phosphorus	0.0000	0.9765 (NS)
P-Ortho	0.0086	0.6980 (NS)
TN/TP (Mass Ratio)	0.0374	0.4138 (NS)

(Data source: LKDB 1970–2018)

© 2018 Global Journals

Results shown in Table 1 indicate an insignificant correlation between TP and TDP, N-NH4, TDN and Kjeldhal Dissolved and total annual values Jordan Water loads during 1999–2018. Only Nitrates and Organic Nitrogen represented a significant correlation with Jordan Water yield. Consequently, it is likely that only easy soil drifted Nitrate and domestic sourced Organic Nitrogen were lowered when the Jordan discharge reduced.

For a better understanding of the relation between water-mediated Hula nutrients and the Jordan discharge, the total annual values were replaced by yearly values solely (1999 – 2018) for the correlation analysis. The results are shown in Table 2. The linear regression between those nutrient concentrations and the Jordan yield are given in Table 2.

Table 2: Results of Linear Regression (r^2; p) between the yearly value of annual water yields of the Jordan (Huri Bridge) (10^6 m^3/s) during 1999–2018 (2018 through August) and annual means of Nitrogen and Phosphorus species concentrations (ppm). Significance (S=Significant) level is indicated (Data source: LKDB 1970-2018).

Results in Table 2 indicate significant correlations between annual mean values of the nutrient concentrations and the Jordan discharge. Nevertheless, the correlation between the monthly mean of nutrient concentrations and months (1–12) indicates significant relation just for TN (r^2=0.3425, p=0.0456) and NO_3 (r^2=0.4220; p=0.0222), whilst for the other nutrients (TP, TDP, NH4 and Kjeldhal Dissolved) the monthly relations is Not Significant. These results strengthen previous conclusions about the easily drifted NO3 and consequently TN by intensive winter water flush but do not significantly affect Phosphorus compounds.

Table 2

Parameter	R square (r^2)	Probability (p) (S=Significant)
TN	0.6244	0.0022 (S)
TP	0.4117	0.0245 (S)
NO3	0.7035	0.0007 (S)
TDP	0.4734	0.0134 (S)
NH4	0.3872	0.0307 (S)
Kjeldhal Dissolved	0.3344	0.0489 (S)

It is better presented in Table 3 where the Jordan discharge enhancement in winter is clearly shown and significantly correlated with the increase of NO3 concentration. The monthly regime represents higher NO3 and obviously TN concentration during the winter months when discharge is higher and vice versa (Table 3). Conclusively, the River Jordan's discharge regime is positively correlated with NO_3 and Organic-N inputs while Phosphorus influxes are probably affected by other additional factors. It is, therefore, suggested that the decline of Nitrogen (mostly Organic) input to Lake Kinneret is due to long-term rain reduction (drought). It is suggested that the reduction in Organic Nitrogen inputs partly induced the ecological changes in the Kinneret ecosystem. The followings are the factors that represent the long-term ecosystem changes in Lake Kinneret: the drought consequences of Nitrogen decline and Phosphorus enhancement.

Table 3: Monthly means of water flow (mcm/m; $10^6 m^3$/month) measured in Huri Bridge Station during 2000–2018 (2018 through August). (Data Source: Mekorot Co. Ltd; LKDB 1970–2018).

Table 3

Month	mcm/m
1	44.6
2	65.3
3	59.9
4	42.7
5	28.1
6	17.3
7	13.8
8	13.8
9	15.4
10	17.0
11	18.6
12	27.5
Total	364

The seasonal regime of the Jordan River discharge is crucial for the analysis of the drainage basin nutrient input dynamics into the lake. If nutrient fluxes would be totally discharge-dependent, the outcome is a reduction of all nutrients in summer. Nevertheless, results shown in tables 1 and 2 emphasize the difference between Nitrogen and Phosphorus compounds.

The next step would be to define fluctuations in the annual and monthly Jordan discharges (Table 4).

Table 4: Annual averages of water discharge (mcm/s) and annual total water yields (mcm/y) measured in Huri Bridge Station during 2000–2018 (2018 through August). (Data Source: Mekorot Co. Ltd; LKDB 1970–2018).

Table 4

Year	mcm/s	mcm/y
2000	8.3	254
2001	6	199
2002	11.6	326
2003	26.3	807
2004	19.4	619
2005	13.7	446
2006	11.2	372
2007	11.3	354
2008	5.9	230
2009	10.5	263
2010	12.3	424
2011	13.3	426
2012	18.5	518
2013	14.6	521

© 2018 Global Journals

2014	3.8	141
2015	7.2	227
2016	5.6	169
2017	5.5	193
2018	6.8	160 (Thr.Aug.)
Average	11.5	360.5

Considering total Jordan River Yield below 270 (<270) mcm/y as drought condition (regime), the data are given in Table 4 indicates eight years (2018 included) of that definition. Until 2014 these dry years were not consecutive. The consequence of 5 years of drought during 2014–2018 caused ecological and national water supply difficulties.

The annual averages of N & P nutrient concentrations measured at Huri Bridge Station during 1999–2018 (Tables 5,6) indicate different temporal fluctuations. All N forms represented temporal elevation: TN-8.5%; TDN-14% from 2010; Organic-N- 47%; Ammonium- 7%; Kjeldhal Total- 29% and Kijeldhal Dissolved- 21% from 2005. On the contrary, the P nutrients represented a temporal decline: TP- 14% from 2005; P-Ortho- 25%; TDP- 23% until 2012. As a result of those temporal changes of N & P concentrations in Jordan waters, the mass ratio of TN/TP slightly increased from about 10 to 24 and was below 24 throughout the entire period (1999–2018) except 30.2 in 2004 and 31 in 2015. The low ratio indicates a negative impact on the Kinneret water quality due to encouraging Cyanophytes proliferation.

Table 5: Mean Annual concentrations (ppm) of Phosphorus species as measured in the Jordan River at the Huri Bridge station during 1999–2018 (2018 through August) (Data Source: Mekorot Co Ltd; LKDB 1970–2018).

Table 5

TDP	TP	P-Ortho	Year
0.036	0.135	0.028	1999
0.041	0.133	0.033	2000
0.038	0.113	0.031	2001
0.048	0.140	0.033	2002
0.029	0.105	0.024	2003
0.028	0.092	0.022	2004
0.031	0.090	0.023	2005
0.038	0.089	0.034	2006
0.037	0.113	0.032	2007
0.027	0.188	0.022	2008
0.030	0.107	0.026	2009
0.029	0.137	0.026	2010
0.033	0.136	0.029	2011
0.041	0.180	0.036	2012
0.026	0.110	0.024	2013
0.021	0.091	0.014	2014
0.036	0.084	0.027	2015
0.030	0.120	0.023	2016
0.032	0.091	0.025	2017
0.032	0.121	0.025	2018

Table 6: Mean Annual concentrations (ppm) of Nitrogen species as measured in the Jordan River at the Huri Bridge station during 1999–2018 (2018 through August) (Data Source: Mekorot Co Ltd; LKDB 1970–2018).

Table 6

KIJD	KIJT	NO3	N-Org	TDN	TN	NH4	TN/TP	Year
0.188	0.523	1.614	0.488		2.137	0.034	15.8	1999
0.217	0.497	1.816	0.428		2.313	0.069	17.4	2000
0.216	0.475	1.697	0.423		2.172	0.052	19.2	2001
0.219	0.422	1.904	0.348		2.326	0.074	16.6	2002
0.226	0.325	2.607	0.293		2.932	0.032	27.9	2003
0.223	0.474	2.305	0.416	2.502	2.781	0.054	30.2	2004
0.294	0.417	1.880	0.352	2.200	2.302	0.061	25.6	2005
0.266	0.418	1.889	0.338	2.094	2.300	0.095	25.8	2006
0.194	0.374	1.927	0.336	2.002	2.266	0.060	20.1	2007
0.183	0.428	1.729	0.367	1.857	2.138	0.060	11.4	2008
0.182	0.347	2.060	0.306	2.092	2.290	0.048	21.4	2009
0.180	0.372	2.094	0.318	2.243	2.466	0.054	18.0	2010
0.212	0.367	2.016	0.344	2.172	2.359	0.051	17.3	2011
0.221	0.414	2.106	0.366	2.296	2.498	0.048	13.9	2012
0.239	0.405	2.175	0.351	2.336	2.515	0.057	22.9	2013
0.313	0.516	1.903	0.466	2.222	2.417	0.048	26.6	2014
0.239	0.535	2.068	0.476	2.308	2.603	0.059	31.0	2015

© 2018 Global Journals

0.202	0.566	1.861	0.509	2.064	2.428	0.058	20.2	2016
0.258	0.431	1.828	0.384	2.086	2.259	0.058	25.2	2017
0.275	0.529	2.337	0.458	2.612	2.866	0.070	23.7	2018

Due to the important role of Lake Agmon in the hydrological system in the Hula Valley, the next step would be to explore Nutrients Dynamic in Lake Agmon.

The Nutrient Balances in Lake Agmon would give an insight into its function as nutrients removal and contribution to the River Jordan loads within the entire Hydrological system (Table 7).

Table 7: Example (2005) of an Annual average of Nutrient concentrations (ppm) and loads (tons/year) and mass balances (= inlet minus outlet) in Lake Agmon. (Data Source: Gophen 1995–2006).

Table 7

Nutrient	Inlet load (t/y)	Inlet Concentration (ppm)	Outlet load (t/y)	Outlet Concentration (ppm)	Balance (t/y)
TP	0.8	0.1	1.2	0.2	-0.4
TDP	0.2	0.04	0.2	0.04	0
TN	38.1	17.8	27.3	6.5	+10.8
TDN	34.7	17.4	21.6	6.4	+13.1
NO3	19.4	11.8	3.3	5.3	+16.1
NH4	10.1	5.3	7.2	1.2	+2.9

Results in Table 7 indicate the efficient removal of Nitrogen as TN, TDN, NO3, and NH4 from the Lake Agmon out-flux. For Nitrogen, the Agmon removal activity is carried out. The Nitrogen removal (input >output) and consequently elimination from the River Jordan loads is probably carried out by De-Nitrification and sedimentation. On the contrary, Phosphorus (TP) balance is of contribution type (input<output) due to submerged plant P mediated: P from the sediments incorporated into the plant tissue and released into the water. P accumulated in bottom sediments by sedimentation of suspended particles and incorporated by submerged aquatic plants growth (spring-summer), which decomposed later during late summer-fall months. The disintegrated plant matter is drifted through the Agmon outflow.

The multiannual (2000–2005) averages of annually removed nutrient loads through Agmon outflow from Lake Kinneret indicated the following:

TP – 1.1 t/y;
TN – 34.7 t/y;
NO3 – 16 t/y;
NH4 – 5.4 t/y;

Conclusively, the Phosphorus and Nitrogen removal through the Agmon system from total loads in the River Jordan that continue further into Lake Kinneret in % is minor:

TP- 2.0 % and 4% of TN. Temporal (annual and seasonal) fluctuations indicate a direct relation between Nitrate concentration in Lake Agmon and its outflows, as well as in Jordan waters: heavy precipitations induce intensive nitrate flushing from the Organic–Peaty soil of the Hula Valley into the water flows.

Nevertheless, during water migration in the underground (GWT), intensive De-nitrification process modifies nitrates to ammonium and free nitrogen volatile gases by de-nitrification. Not like Nitrogen, Phosphorus (TP) represents high concentrations during low precipitation regimes (seasonally and annually). It is probably caused by linkage brake-down enhancement between P and organic compounds under a low moisture regime. Conclusively, two factors might enhance P loads in the River Jordan flow: Discharge yield enhancement and Qualitative-dryness impact. Sulfate-Carbonate association and the production of Gypsum ($CaSO_4$) in Lake Agmon highlight the sink property of SO4 in the Agmon system while excess Sulfate removal (~1300 t/y) from the River Jordan flow (13–15%) is significant. The range of sulfate concentration in the River Jordan waters is 20–30 ppm, and the annual load (dependent on discharge) varies between 8500–10050 t. Consequently, the range of Sulfate removal through the Agmon system is 13–15% of the total Kinneret input. Not like P and N nutrients, Sulfate might be beneficial within the biochemical processes. The anoxic Hypolimnion include a high concentration of Sulfide, which is oxidized by bacteria during fall-early-winter of the De-Stratification process, a microbial activity that requires dissolved organic Carbon. The organic matter utilization is beneficial for water quality improvement caused by Sulfate supply to Lake Kinneret.

Functional Status of Lake Agmon (Gophen 2000; Gophen et al. 2001; Gophen et al. 2003; Gophen et al. 2014; Gophen 2015 a; Gophen et al. 2016).

Three principal objectives were included within the proposal of Lake Agmon creation: nutrient collectors, maintenance of appropriate GWT and eco-touristic attraction.

Lake Agmon is part of a hydrological system including runoff waters within open canals, GWT and

© 2018 Global Journals

preferential pathway capacities. Therefore, open canal runoff waters, WL in Lake Agmon and the GWT depths (Bore-holes, drill, distribution map in Figure 1) are physically correlated. Consequently, the Lake Agmon inflows through open canals affect GWT and underground migration of water and nutrients. The level of GWT in the northern part of the valley (northern to the Plastic Barrier: 1.2–1.5 m below surface) is significantly higher than in the southern part (2–3m below the surface), creating a Hydrological gradient from North to South (Figure 2). Moreover, temporal changes of GWT depths (Figure 3) were higher during 2002–2010 and then declined significantly by about 0.35 m Seasonal fluctuations.

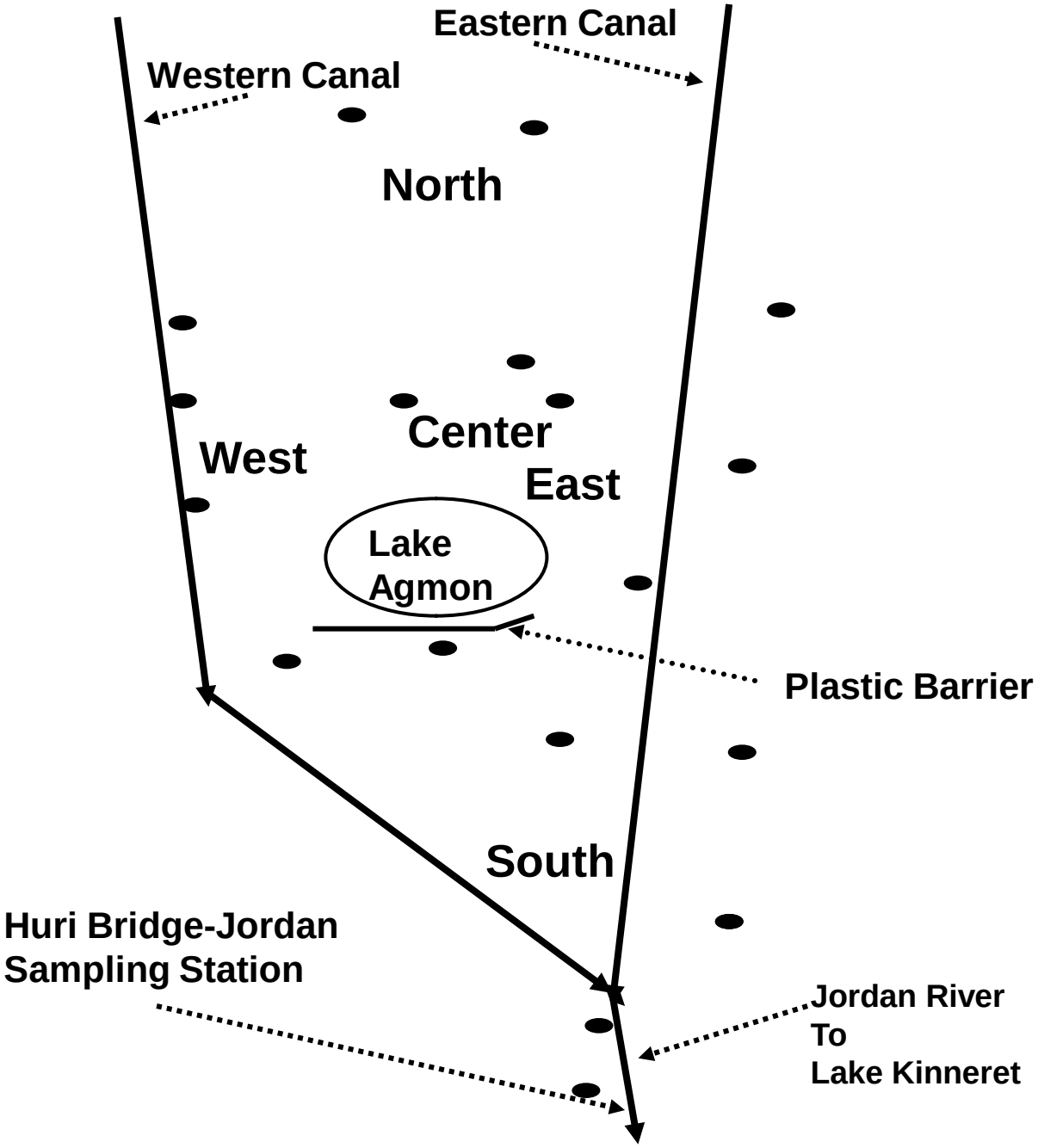

Figure 1: Schematic chart of the Hula Valley with (Black spots) GWT Sampling drills and region indication

© 2018 Global Journals

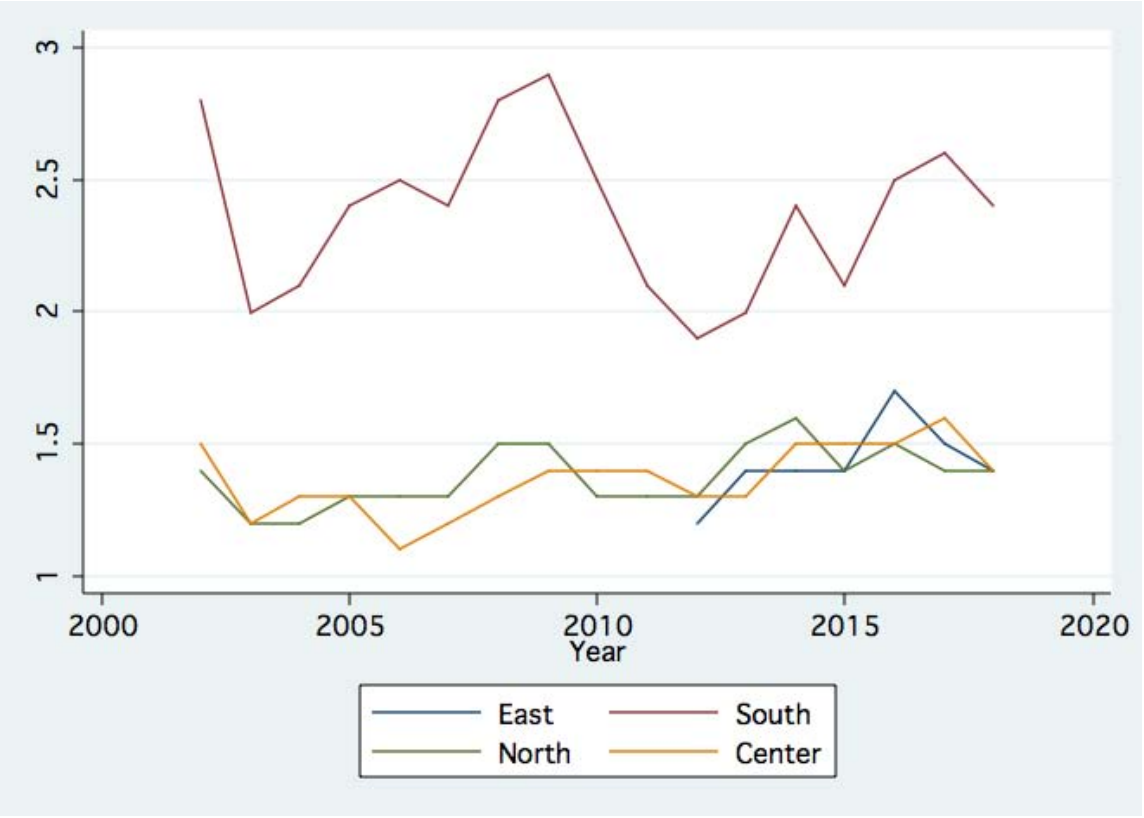

Figure 2: Line scatter plot of annual (2002-2018) means of GWT (m below surface) in four Hula Valley regions:Northern, Eastern, Western and Southern

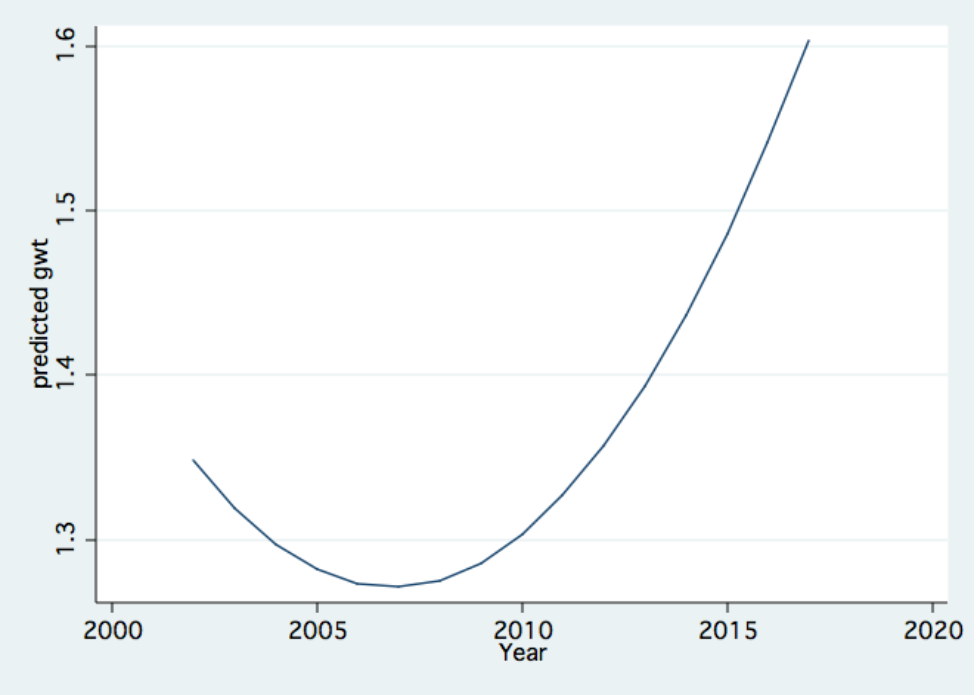

Figure 3: AnnualTotal (three Hula Valley regions) Average of GWT (m below surface) during 2002-2018

© 2018 Global Journals

Moreover, seasonal fluctuations of GWT depths (Figures 4, 5, 6) prominently indicate the impact of precipitation and irrigation regimes throughout the entire valley (North, Center and South regions): Elevation during the winter months, January–April, and continuation of increase caused by agricultural irrigation. Further on, during September–December, there was no precipitation and irrigation GWT declined. The close relation between Agmon WL and GWT depth is shown in Figure 7 as well as temporally presented in Figure 8, with an increase during the winter months.

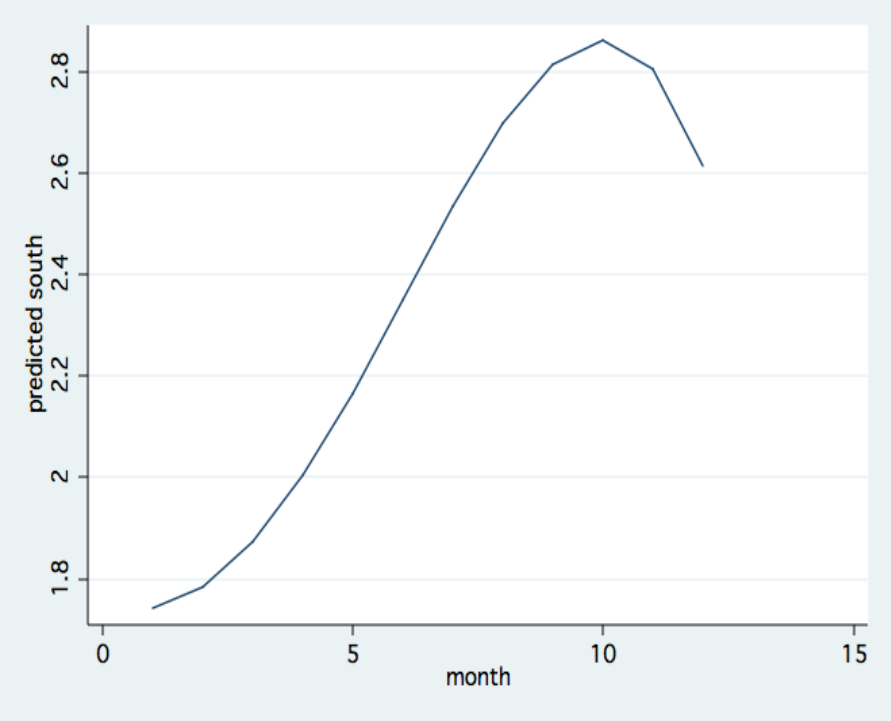

Figure 4: Total Average (2002-2018) of monthly means of GWT (m below surface) in the Southern Region of the Hula Valley

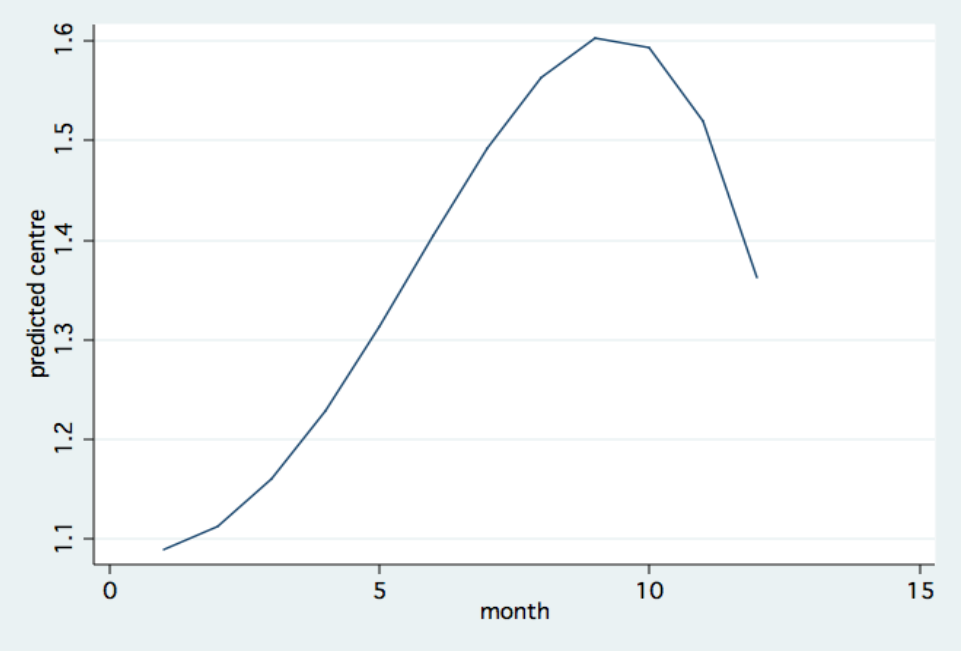

Figure 5: Total Average (2002-2018) of monthly means of GWT (m below surface) in the Central Region of the Hula Valley

© 2018 Global Journals

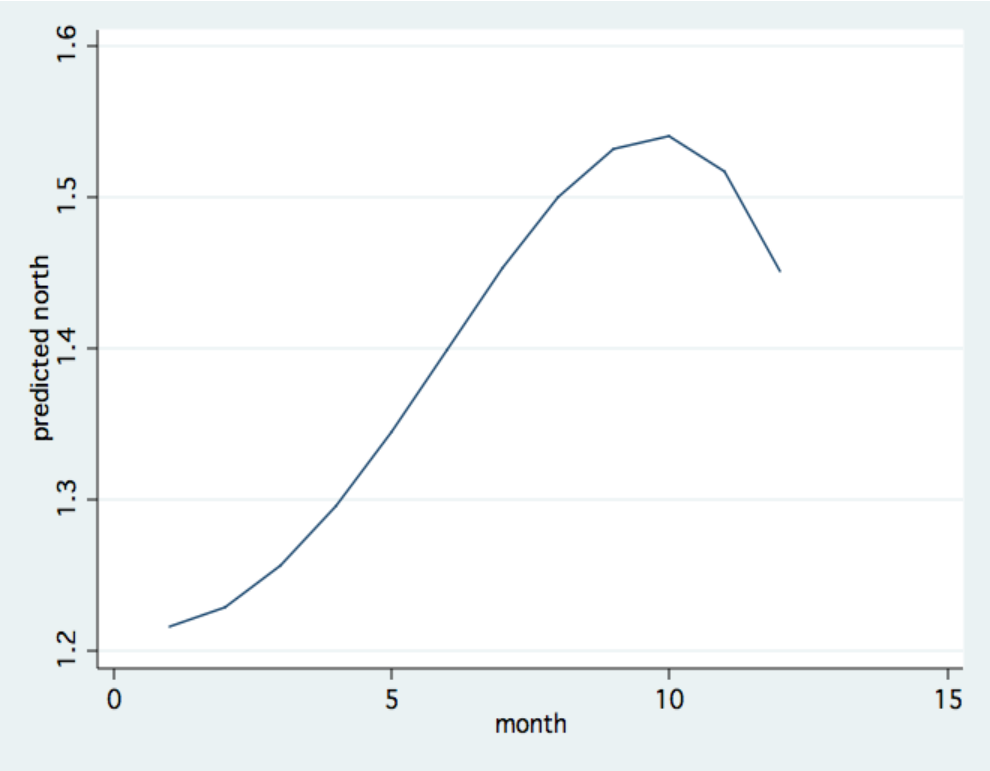

Figure 6: Total Average (2002-2018) of monthly means ofGWT (m below surface) in the Northern Region of the Hula Valley

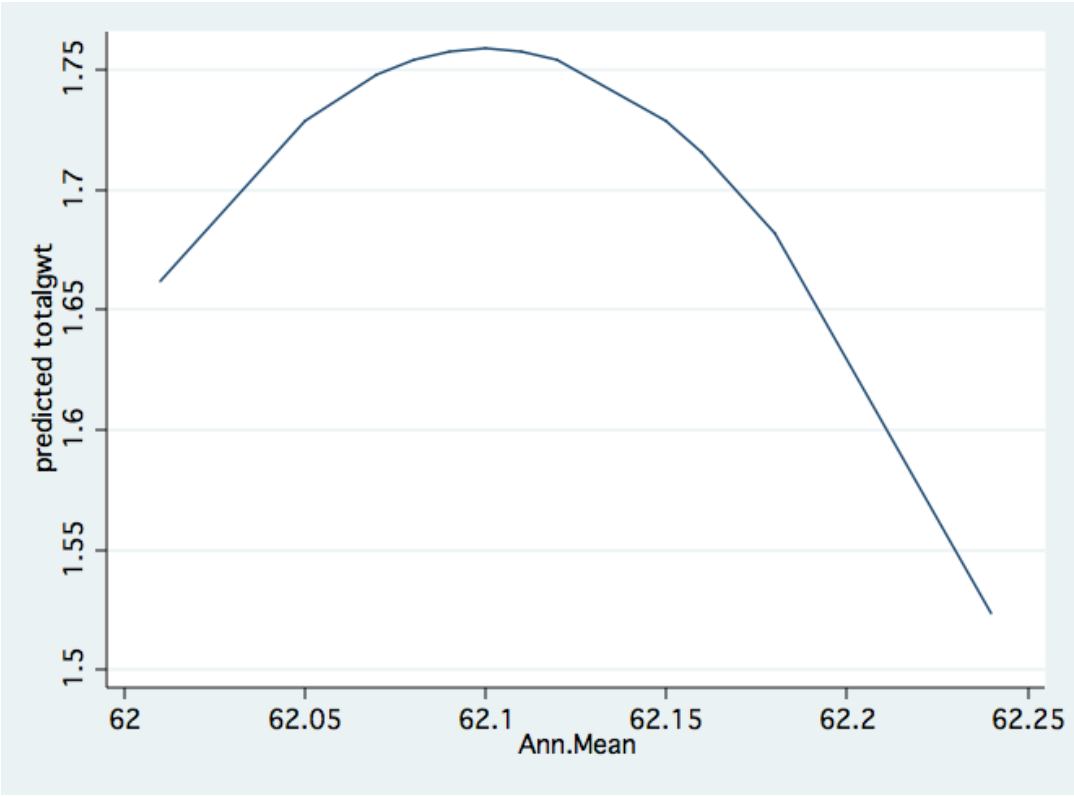

Figure 7: Fractional Polynomial Plot of the relation between GWT level (M below surface) total average: Temporal (2002-2018**)** and Spatial (all drills all measurements all regions) and the mean (2002-2018) Lake Agmon Water Level (MASL).

© 2018 Global Journals

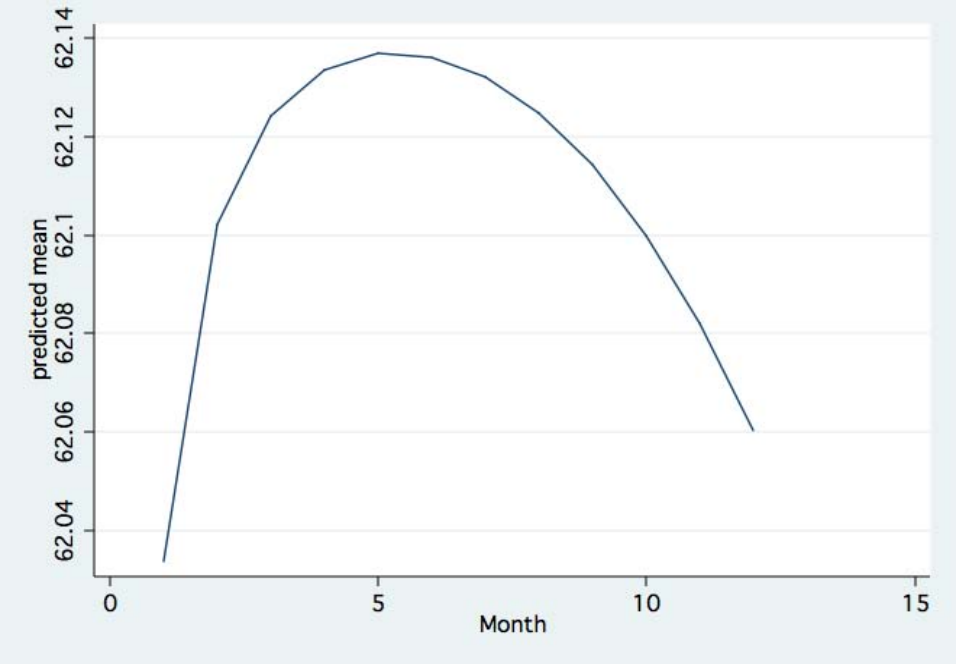

Figure 8: Annual (2002-2018) mean of monthly averages of the WL (MASL) in Lake Agmon

Nutrients Accumulation and Removal (Gophen et al. 2003; Gophen et al. 2014; Gophen 2015 b).

Two major lines of nutrient-rich running water: Canal Z (previously 101) and Hula East. Canal Z is the major flushed nutrients collector from the northern organic soil blocks. Hula East Canal collects nutrients from the eastern peat soil blocks. According to annual reports the Hula East contribution is minor due to low discharges, whilst most of the nutrient inputs into the Agmon are supplied by Canal Z. The ranges of annual (1999–2005) water inflows to Lake Agmon varied between 1.9–4.98 $X10^6$ m^3, 1.5–7.75 $X10^6$ m^3, and 0.43–1.24 $X10^6$ m^3, through Reconstructed Jordan, Canal Z and Canal Hula-East, respectively. The annual (1994–2002) means (SD) of nutrient inputs into Lake Agmon through the Reconstructed Jordan (RJ), Canal Z (CZ) and Canal Hula East (HE) are given in Table 8.

Table 8: Multiannual (1994 – 2002) means (+ SD) of nutrient concentrations (ppm) in the Lake Agmon inflow sources (Reconstructed Jordan – RJ, Canal Z – CZ. and Canal Hula East – HE) (Data Source: Gophen 1995–2006).

Table 8

Nutrient	RJ	CZ	HE
SO4	25 (5)	364 (343)	739 (380)
TDS	255 (51)	941 (847)	1482 (695)
N-NH4	0.05 (0.1)	3.3 (4.9)	1.2 (2.4)
N-NO3	1.2 (0.3)	13.9 (22.7)	3.2 (4.2)
TN	2.0 (1.2)	18.8 (27.0)	6.4 (5.0)
TDN	4.6 (7.4)	1.8 (1.2)	16.9 (24.8)
TP	0.2 (0.1)	0.1 (0.1)	0.2 (0.2)
TDP	0.02 (0.02)	0.09 (0.2)	0.1 (0.2)

Considering the major nutrient (SO4, TN, and TP) concentrations (Table 8) fluxing into Lake Agmon through major sources and their annual water inflow of 1.9, 7.0, and 0.5 $X10^6$ m^3 of RJ, CZ and HE, respectively, the annual load inputs are given in Table 9.

Table 9: Annual loads (t/y) of nutrient inputs through major Agmon Inflow Sources RJ= Reconstructed Jordan; CZ=Canal Z; HE=Canal Hula East) during 2002.

Table 9

Nutrient	RJ	CZ	HE
SO4	48	2548	370
TN	4	132	3
TP	0.4	0.7	0.1

Data Source: Gophen 1995 2006)

© 2018 Global Journals

Results given in Tables 8 & 9 indicate lower concentrations and loads in the Reconstructed Jordan waters inflows and high concentrations of Nitrogen and Phosphorus compounds, which are fluxed from the major Northern-Central-Eastern block of organic peaty soils and conveyed into Lake Agmon. Nevertheless, a significant part of the Nitrogen matters are removed by de-nitrification and sedimentation in Lake Agmon. The Sulfate is partly precipitated as Gypsum accumulating within the Agmon sediments while the rest is removed outside the Basin. The rest of the Sulfate is fluxed into Lake Kinneret, probably not causing damage to the water quality. Conclusively, quantitative indication of the Lake Agmon Hydrological System contribution aimed at Kinneret water quality protection is not highly significant. Nevertheless, it was found that the nutrients included in the Canal runoffs (CZ, HE) are only partial of the total nutrient migrations in the Hula Valley. The dynamics of the GWL depth combined with Lake Agmon Water Level (WL) are related to the underground nutrients migration dynamics in the Hula Valley.

Earlier studies documented two underground aquifers: 1) The shallower aquifer stretched between the soil surface and 10–15 meters. Cracks, tunnels and irregular free spaces forming preferential water pathways in this layer caused by dryness, low soil moisture or low wetness due to water scarcity (drought) as rain declines, limited supplied irrigation water. 2) Deeper water storage at depths of ten to hundred and even thousand meters. The properties (chemical composition, quantities, dynamics) of the deeper water storage, termed as "lignite waters", is very little known. No evidence was approved for mass water exchange between the deeper and the shallow storages Moreover, it is suggested that lignite waters do not have an impact on the quality of runoffs or other bodies of water on the surface. The existence of the contact phase and mass exchange between the two layers was not approved. Boreholes and deeply drilled pumping of lignite waters indicated un-aerobiosis conditions and high concentrations of NH4 and TP.

b) Long-term (1970–2018) perspective

Climate Change (Gophen 2014; 2016,b; 2018; Peres 2018)

Consideration is required to distinguish between two ecological processes affected by climate conditions: Desertification and Dryness. Desertification regarding the decline of soil fertility (and not necessarily water scarcity) and dryness significance is precipitations decline. In the case of nutrient inputs from the basin into Lake Kinneret, the dominant controlling aspect is due to dryness (Hydrological regime). The river discharge modifications are part of climate change which includes several other parameters such as temperature. Previous studies suggested a link between plant cover caused by agricultural development and other anthropogenic alterations and air temperature as part of ALBEDO mechanism. Therefore, a comprehensive approach for the analysis of Kinneret Basin-Lake relationships is required. Air Temperature fluctuations in the Hula Valley are given in Table 10.

Table 10: Periodical Means of air temperatures in the Hula Valley; (Data source: Peres 1940–2018).

Table 10

Period	Mean Air Temperature (°C)
1946-1958	20.2
1959-1982	19.4
1983-1990	18.9
1991-2008	19.8

From 1970 to 2000, precipitation gauge in the northern part of the Basin (Kfar Giladi Meteorological Station) declined from 954 to 708 mm/y, and in Dafna station (Eastern to Kfar Giladi) there has been a decrease of approximately 120 mm/y since the early 1990s. Two of the major headwaters, Rivers Dan and Banias discharges, have been reduced by 23% and 19%, respectively. The Mean discharge of the River Jordan during 1970–1999 was 454 mcm/y and during 1999–2018 - 350 mcm/y (23% reduction).

As based on the long-term record of precipitation in Kfar Giladi (northern valley region), the Standard Precipitation Index (SPI) was computed, and results given as four Drought levels (Givati 2016, unpublished data) are presented in Table 11.

Table 11: The periodical occurrence (%) of Drought levels (A,B,C,D) computed by Standard Precipitation Index (SPI) by Givati (2016,): A= Close to Normal Conditions; B= Moderate Drought; C= Severe (extreme) drought; D= Normal Conditions. (Data Source: Givati 1970-2016; Un-published Data).

Table 11

Drought Level	1930-1980 Period	1981-2014 Period
A	34	21
B	26	18
C	2	3
D	38	58

Results in Table 11 indicate a higher occurrence of drought conditions during 1930–1980 than the later period (1981-2014): A+B was 60% and 39% before and after 1980, respectively. The decline of precipitations since the 1990s (Figure 7) was obviously accompanied by the reduction of rivers discharges in the Kinneret Drainage Basin. (Givati 2016) (Figure 9) (Gophen 2017; 2018).

© 2018 Global Journals

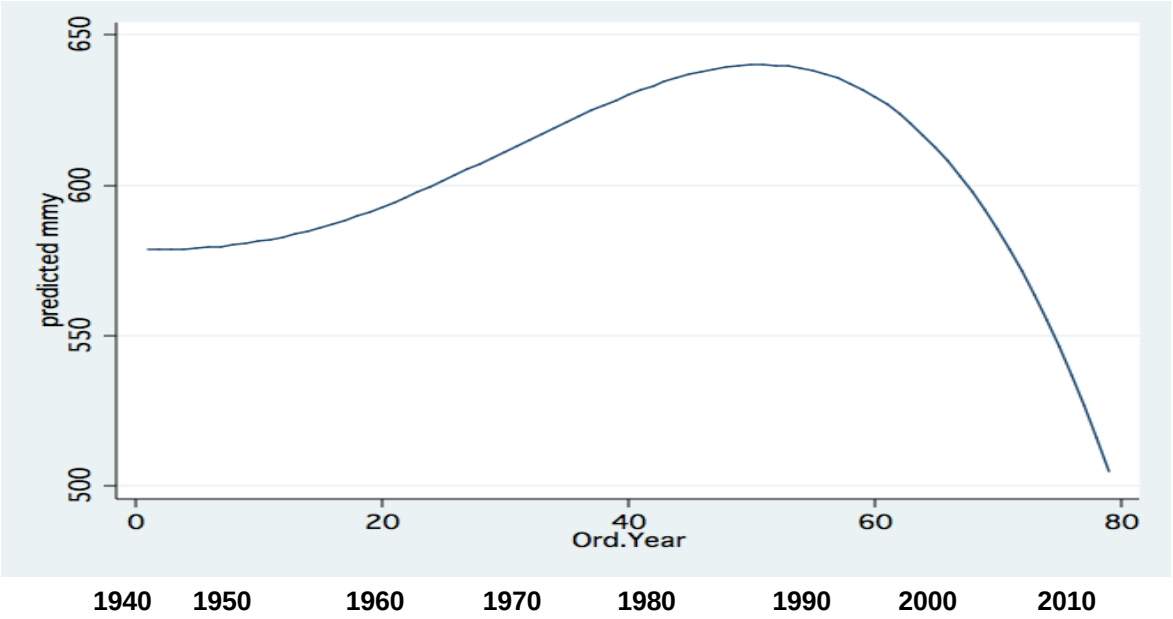

Figure 9: Fractional Polynomial plot of annual (1940-2018) precipitation (mm) Vs Years (Dafna Station; Peres, Israel Meteorological Service).

The total area of the Kinneret Drainage Basin is 2730 km^2 of which the Hula Valley is only 7% by area but much more by its role as a nutrient source. Those chemical compounds are mostly soil-born traits which are suggested to affect the water quality of the downstream Lake Kinneret. Consequently, the Lake Kinneret water quality is supposed to be, at least, partly Hula Valley-dependent. These concerns motivated managers of water and agricultural policy to design and implement, in the Hula Valley, protective management on the Kinneret services quality, including water supply, recreation, fishery, and tourism. Two major constraints directed the implementation of this proposal: Ecological Services to be supplied by Lake Kinneret and the income resources proposed for the new settlements establishment. Newly immigrated citizens populating required agricultural income resources development for them combined with the protection of Kinneret Water Quality. A lot of financial resources were invested in the implementation of several multidisciplinary complicated projects, and the time has come to define the welfare merits produced by the ecological implementations. The nutrients flux from the Hula Valley downstream into Lake Kinneret is highly related to the history of land use policy of the Hula land. The Hula Valley Land utilization before drainage (before the 1950's) was extensive and later became intensive. Population size in the Kinneret basin increased from about 2000 during the 18th-19th centuries to presently above 250,000 residents. The population size and agricultural development increase resulted in significant enhancement of the production of fish breeding aquaculture effluents and wastewater (sewage) volume. Nevertheless, not only did humans or aquaculture enhance wastewater production, but also the Hula Valley (Old Lake Hula and swampy area) drainage, which was followed by agricultural cultivation, enhanced nutrient export fluxes. Moreover, due to an increased level of soil oxidation, the dominant form of nitrogen was changed from Ammonium before drainage to Nitrate after drainage. The water authorities' awareness of the need for Kinneret water quality protection initiated the anthropogenic intervention, which was supposed to reduce Nitrogen flux from the valley to the lake. The level of Nitrogen flux from the Hula Valley to Lake Kinneret gradually declined but probably mostly due to sewage removal and aquaculture restriction causing the point which altered nutrient trait in the Kinneret Epilimnion from Phosphorus to Nitrogen limitation. These were the principal modifications in the Hula Valley ecosystem which were followed by crucial modification of the Kinneret ecosystem. The nutrient dynamics of Lake Kinneret were modified from P to N limitation. The implication of such an ecological turnaround is crucial for water quality (Gophen 2015 b,c). The dominant Pyrrhophyte algae in Lake Kinneret, the bloom-forming Peridinium, were replaced by Cyanophyte dominance. How does such a fundamental exchange occur? In particular, what kinds of events are responsible for that modification? Undoubtedly restriction of Fish-Ponds from 1700 ha to 350 ha caused a significant reduction of waste effluents.

Similarly, sewage removal had the same impact, which reduced the flux of organic Nitrogen. Nevertheless, Nitrate inputs were not lowered. Consequently, significant sources of Nitrogen to the Kinneret Epilimnion are controlled by human activity (anthropogenic), such as Fishpond and sewage effluents. The soil cultivation born Nitrogen probably

© 2018 Global Journals

migrates mostly downward and is stored in deep layers, and less is exported into the Lake Kinneret. Before the drainage 100% of the valley surface was covered permanently or partly (seasonally) by water, i.e., old Lake Hula, Swamps, and Seasonal floods, whilst currently only about 10% of the valley surface is water-covered (Lake Agmon and several smaller bodies of water), but 70% are covered by cultivated field crops and only 2% are not cultivated. The valley is fully green-covered throughout a full annual cycle. As a result of the HRP, the present control on nutrient fluxes is efficient and, field crops were highly improved. The Hula Valley drainage contributed remarkable improvement of infrastructure for local human residents' welfare. Environmental conditions that presently exist in the Hula Valley justify the verdict of significant success of the anthropogenic intervention. Therefore, the fate of produced nutrients and the knowledge of their potential impact on the Kinneret waters are critical.

Precipitation Impact on Nutrient flux (Levin 1970; Geifman 1981; Geifman et al. 1987)

The contribution of Nitrates by the Hula Valley soils was studied separately during 1975–1981. A comparative Nitrate concentration monitoring program in the Jordan water was carried out. Water samples were simultaneously collected on a weekly basis in two stations and, Nitrate concentrations were analyzed. The location of these two stations were: 1) At the most northern end of the Hula Valley where the Jordan River flow gets into the Hula Valley (Josef Bridge) and 2) at the Huri Bridge Station, southern end of the Valley, the downstream continuation of the Jordan flows beyond all the Hula Valley canals. The Difference between those two stations is reflecting additional Nitrate contribution by the Hula Peat-Land. It was found that the difference in nitrate concentration between these two stations is influenced by precipitations: it is high (41% and 36%) in rainy months, January and February, respectively, and declines later on (17%) in March under lower precipitation regime (Table 12). The rainy waters are probably flushing and transporting Nitrates from their major source, the Hula Organic Peaty soil, through the Jordan into Lake Kinneret.

Table 12: Monthly (January, February, March) Means of Nitrate concentrations (ppm) in two sampling stations: Josef Bridge (Northern Hula Valley inlet) and Huri Bridge (Southern Hula Valley outlet) during 1975–1981) (Data source: Mekorot Water Supply Company, Monitor Unit, J. Geifman, Interim Report). Data on the Jordan discharge indicates an average of 473 $10^6m^3/y$ during 1969–1985, while 350 $10^6m^3/y$ during 2000–2018 (26.5% decline).

Table 12

Year	January Huri	January Josef	February Huri	February Josef	March Huri	March Josef
1975	1.3	1.28	1.77	1.49	1.56	1.23
1976	1.47	1.4	1.38	1.3	1.45	1.18
1977	1.9	1.41	1.88	1.18	1.43	1.18
1978	2.15	1.28	1.74	1.16	1.43	0.99
1979	1.45	1.4	1.57	1.23	1.43	1.19
1980	2.61	1.58	2.25	1.18	3.68	1.21
1981	4.71	1.57	4.49	1.35	2.2	1.11
Average	2.23	1.42	2.15	–1.27	1.88	1.56

Results in Table 12 indicate a clear enhancement of Nitrate flush and transport with increasing precipitation regime and consequently River Jordan discharge. Therefore, a brief comparative summary of nutrients loads in those two periods, 1969–1985 and 2000–2018 are presented in Table 13. Mean annual flow through Huri Bridge during 1969 – 1985 was 473 $10^6m^3/y$ and during 2000–2018 was 350 $10^6m^3/y$ (26.5% decline).

Table 13: Averaged Nutrient loads (tons) fluxed through Huri bridge during two periods: A= 1969–1985 and B= 2000–2018; (Data Source: Geifman et al. 1987; LKDB 1970 2018; Mekorot Water Supply Co. Ltd.).

Table 13

Nutrient	1969-1985	2000-2018
NH4	63	42
NO3	1042	967
Organic-N	481	136
TN	1584	846
SRP	14	9.5
TP	120	42

The highest decline during 2000–2018 was due to Organic Nitrogen (72%), TN (47%), and TP (65%). Taking into account the significant impact (26.5%) of discharge on loads flux, the following decline (%) was considered: 45.5%, 38.5% and 20.5% decline of Organic Nitrogen, Total Phosphorus and Total Nitrogen, respectively. It is, therefore, suggested that the highest decline of Organic Nitrogen and TP were affected by anthropogenic operations of sewage and fish ponds effluents removal. It is, therefore, suggested that relevant parameters such as the impact of the Hula

© 2018 Global Journals

Valley soil/land conditions on nutrient supply are less significant. If the rain effect is eliminated, the periodical change of NO3 flux from the Hula Valley soil is negligible. It is, therefore, concluded that the major attribute to improve protection of Lake Kinneret Water quality is due to the anthropogenic operations of fishpond effluent and sewage removal.

Nevertheless, it is not impossible that the management improvement of the agricultural development (Hula Reclamation Project) of the Hula Valley Crops reduce the flux of TP from cultivated land. The agricultural management included elevation of GWT, green cover throughout a full annual cycle and the increase of soil moisture. Nevertheless, the impact of these improvements on TP transport was not so much implemented through the Lake Agmon system, which removed annually about 1 ton of TP only. The answer to the question about TP removal through other channels is yet unknown.

Periodical presentation of the impact of rain regime is given in Table 14. River Jordan annual loads measured at Huri Bridge during two consecutive periods: heavy rained (1968–1969) and dry (1969–1970) (Table 14).

Table 14: Annual loads (tons) during two of the periods: 1968–1969, and 1969–1970. (Data Source: Geifman 1981).

Table 14

Nutrient	1968-1969	1969-1970
TP	252	87
TN	4301	1259
NO3	3352	906
Dissolved Organic Nitrogen and NH4	949	353

The impact of heavy rain and high discharge (1099 $10^6 m^3/y$) in 1968–69 in comparison with 1969–70 (571 $10^6 m^3/y$) is clear. An Interim Report of Mekorot Water Supply Company (J. Geifman1981) has indicated that Nitrates measured at Huri Bridge and originated in the Hula Valley Organic Peat Soil comprised about 64% of total Nitrates measured there. It was also documented in this report that total Nitrate load measured at Huri Bridge Station (Southern Hula Valley Outlet point) comprised about 21–25% of the total Nitrogen (TN) that flux through that station downstream to Lake Kinneret.

c) Sewage Removal

It is suggested that the major impact on Nitrogen supply reduction from the Kinneret Drainage basin is mostly due to Fish pond cut down and sewage removal. As of the mid-1980s, sewage collecting reservoirs were constructed where more than 50% of the sewage was collected. Before that, about 6–7 million cubic meters of raw sewage fluxed into Lake Kinneret. An interim report published by the Mekorot Water Supply Company (Geifman et al. 1987) documented the significant reduction of Organic Nitrogen inputs. Geifman et al. (1987) also documented mean annual nutrient loadings from the total drainage Basin of which the Hula Valley comprised >50% as measured at the Huri Bridge sampling station (mean discharge 530 mcm/y) as follows:

TN – 1584 t; TP – 119t; SRP – 14 t; Organic Nitrogen – 480 t; Nitrate – 1042t; Ammonium – 63t. These quantities were significantly reduced. The cardinal curiosity is, what was the reason for those changes? Three major parameters are relevant: Agricultural tourism and Hydrological management, Climate Change as rain and river discharge fluctuations, sewage and fishpond effluents removal.

Linear regression computation between annual (1970–2018) means of nutrient concentrations (ppm) and, Jordan River Yearly discharges revealed the following results (Table 15).

Table 15: Results of Linear Regressions (r^2 and p values) values between annual (1970–2018 through August) averages of nutrient concentrations (ppm) and yearly Jordan Water Yields (<600 mcm=10^6 m^3) and the water total inflow Vs years, as measured in the Huri Bridge Sampling Station: S=Significant). (Data LKDB 1970–2018; Mekorot Water Supply Co Ltd. Jordan District Monitor Unit).

Table 15

Nutrient	r^2	p	Sinificance
TN	0.1383	0.0046	S
TP	0.4599	<0.0001	S
NO3	0.2012	0.0029	S
NH4	0.2527	0.0007	S
N-Organic	0.5984	<0.0001	S
TDP	0.2019	0.0028	S
Kjeldhal Total	0.6586	<0.0001	S
Kjeldhal Dissolved	0.6417	<0.0001	S
mcm/y	0.2004	0.0030	S

Results in Table 15 indicate a significant decline of all nutrient concentrations with reduction of Jordan River discharge. Therefore, it is concluded that the major impact on nutrient concentration in the Jordan waters is

© 2018 Global Journals

due to precipitation regime (Figure 9) and consequently to the River water yield. Because a high level of correlation was found between Jordan discharge and nutrient concentrations and the river flow was reduced since the mid-1990s (Figure 9), the concentration decline with time is obvious (Figures 10, 11, 12).

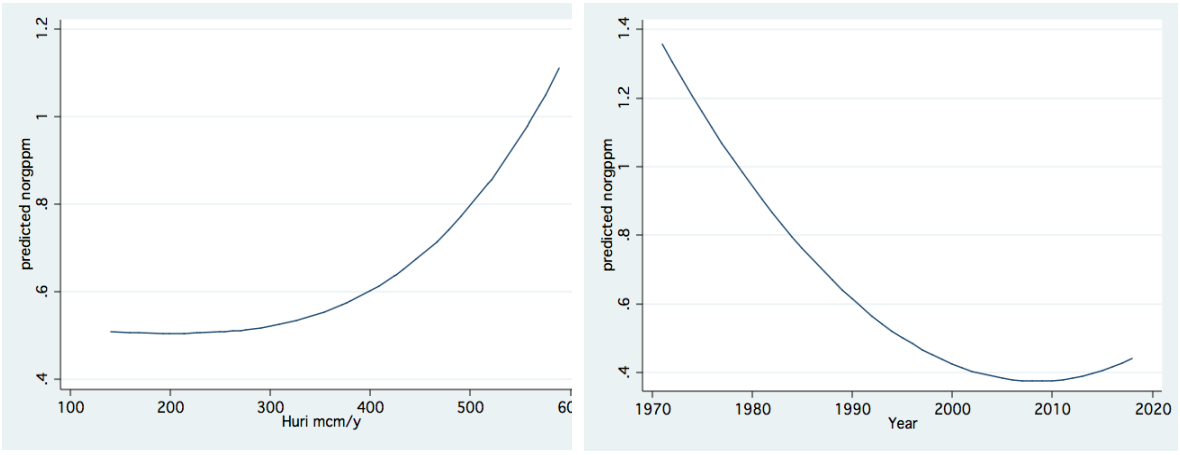

Figure 10: Fractional Polynomial Plot of the relation between- Annual mean of the Organic Nitrogen Concentration (ppm) in Jordan water and Jordan water yield (mcm/y) (left) and with years (1970-2018) (right).

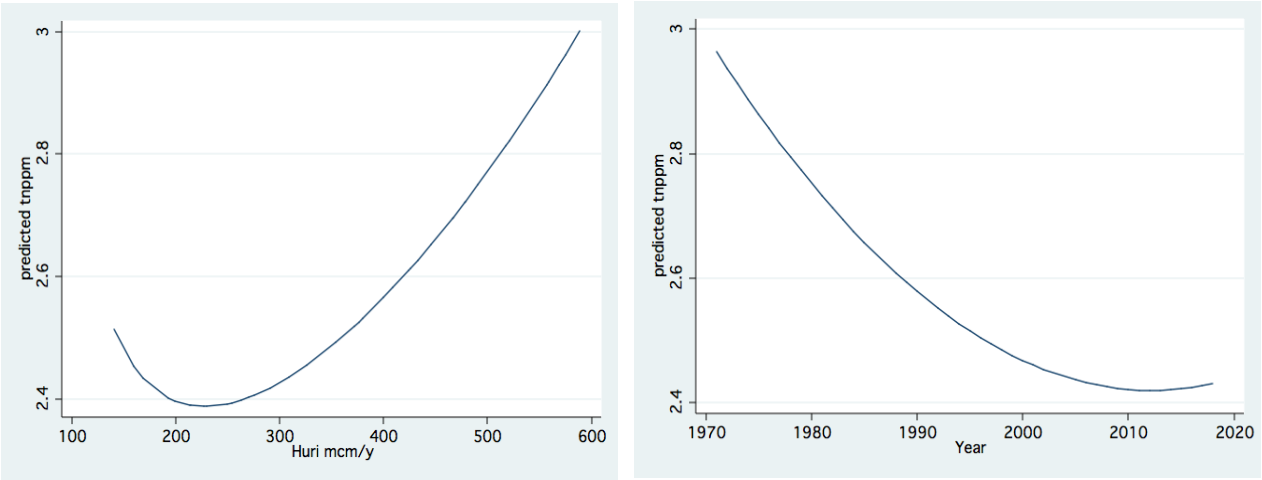

Figure 11: Fractional Polynomial Plot of the relation between- Annual mean of the Total Nitrogen Concentration (ppm) in Jordan water and Jordan water yield (mcm/y) (left) and with years (1970-2018) (right).

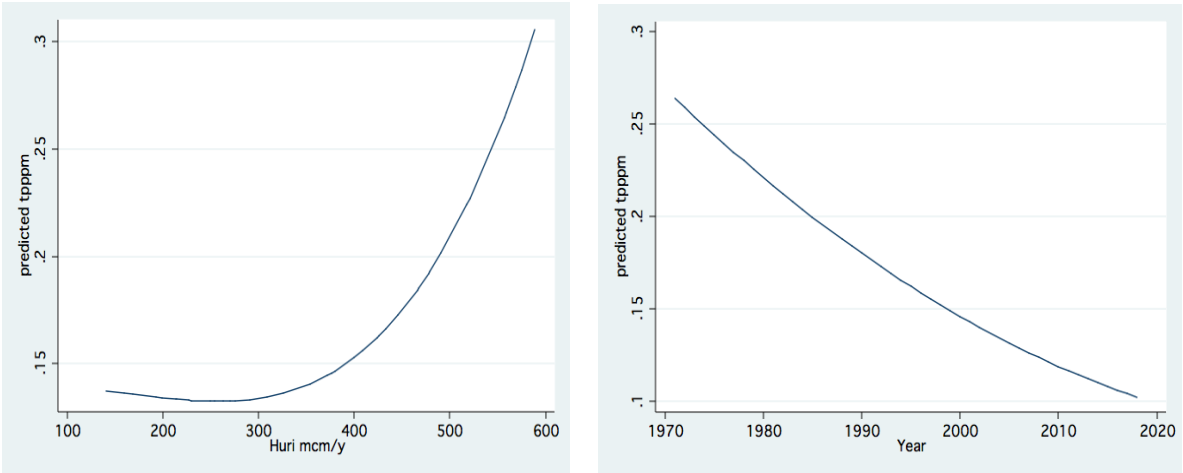

Figure 12: Fractional Polynomial Plot of the relation between-Annual mean of the Total Phosphorus Concentration (ppm) in Jordan water and Jordan water yield (mcm/y) (left) and with years (1970-2018) (right).

© 2018 Global Journals

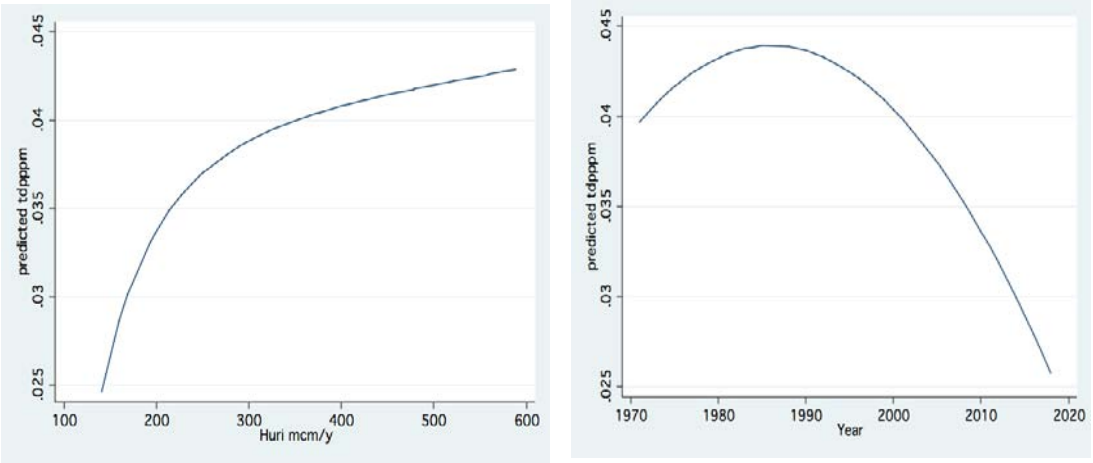

Figure 13: Fractional Polynomial Plot of the relation between- Annual mean of the Total Dissolved Phosphorus ncentration (ppm) in Jordan water (left) and Jordan water yield (mcm/y)(left)And with years (1970-2018) (right).

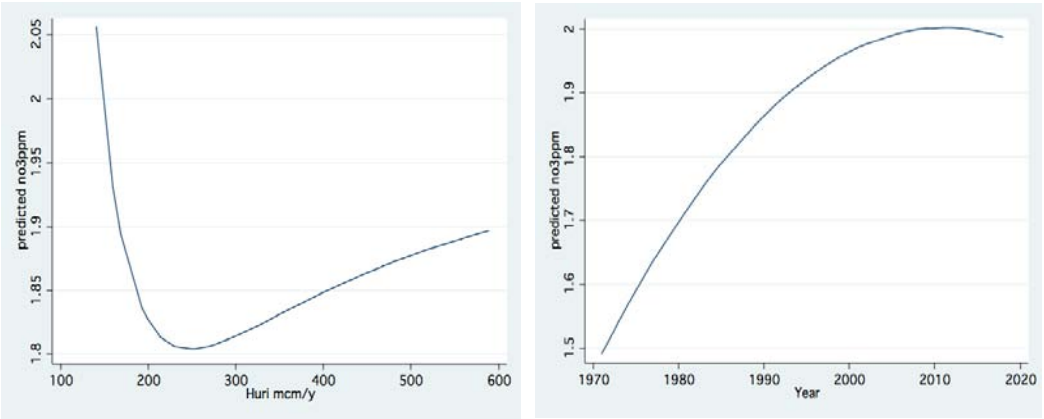

Figure 14: Fractional Polynomial Plot of the relation between- Annual mean of the Nitrate Concentration (ppm) in Jordan water and Jordan water yield (mcm/y) (left) and with years (1970-2018) (right).

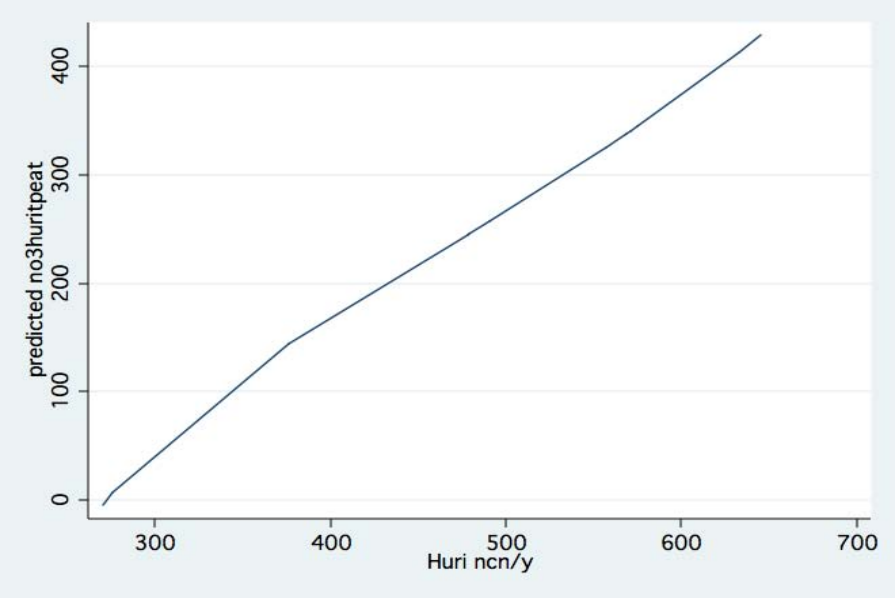

Figure 15: Linear Correlation between annual loads (tons)Of Nitrates contributed by the Organic-Peat Soil of the Hula ValleyAnd the River Jordan annual water yields (m^3 / mcm/y;10^6 year) During 1969/70 – 1980/8.(Geifman 1981).

© 2018 Global Journals

Moreover, the relation between annual averages of nutrient concentration indicates a general pattern: concentration decline with discharge decline between 600 and 300 mcm/y (1970–2010) and concentration leveling or slight increase below 300 mcm/y. In other words, under a drought regime (<300 mcm/y) concentration does not fluctuate while they increase when the discharge is higher (>300mcm/y). During common rain gauge, higher nutrients are drifted and transported by water throughout the entire drainage basin including Hula land downstream into Lake Kinneret. During drought (<300mcm/y) less or no nutrient drifting and transportation is carried out, which resulted in very low fluctuations of concentration in the Jordan River.

Because rain gauge indicated a decline from the mid-1990's, a separate analysis was carried out from 2000 to 2018, which represents a drought regime. The values of Linear Regression between Jordan discharge and nutrient concentrations are given in Table 16.

Table 16: Linear Regressions results (r^2 and p values) between annual (2000–2018 through August) averages of nutrient concentrations (ppm) and yearly Jordan Water Yields (<600 mcm=10^6 m^3) (excluding 2003 and 2004) as measured in Huri Bridge Sampling Station: S=Significant; NS=Not Significant. (Data LKDB 1970–2018; Mekorot Water Supply Co Ltd. Jordan District Monitor Unit).

Table 16

Nutrient	r^2	p	Sinificance
TN	0.2108	0.0022	S
TP	0.3567	<0.0001	S
NO3	0.0002	0.9354	NS
NH4	0.0725	0.0847	NS
N-Organic	0.1903	0.0039	S
TDP	0.1369	0.0159	S
Kjeldhal Total	0.2049	0.0026	S
Kjeldhal Dissolved	0.2398	0.0010	S

The information included in Table 16 represents mean Jordan yield of 307 mcm/y and five years (2014–2018) of extreme drought regime (160–227 mcm/y) during this period. All nutrients, excluding NO3 and NH4, represented significant relation with Jordan's annual water Yield. It is suggested that the non-linear relation trait of Ammonium and Nitrate is due to their nature of flushing mechanism: these nutrients are seasonally flushed by rain in winter and precipitation depletion disrupted their drifting process. Water loss under a drought regime was recently documented (Gophen 2018). Water loss causation is attributed to soil dryness enhancements of preferential rich nutrients' water flow spaces. It is, therefore, suggested as partial nutrient removal from the Kinneret inputs.

d) Conclusive Remarks

1. Significant positive correlations were found between annual averages the concentrations of TN, TP, NO3, TDP, NH4 and Kjeldhal dissolved and Jordan River Water Yields (mcm/y): The higher the yield is the higher are nutrient concentrations.
2. Climatological conditions indicated a long-term decline of precipitation with eight years of droughts with five recent years in a row.
3. A reclamation project within the Hula Land was implemented which is concluded by a minor quantitative impact on nutrient export through the Lake Agmon hydrological system. Nitrogen and Phosphorus inputs into Lake Agmon are fluxed from the Organic Peat Soil during winter and summer, respectively.
4. The major impact on Peat soil sourcing of Nitrate water-mediated migration is winter precipitation.
5. Organic Nitrogen input originating from the drainage Basin significantly reduced mostly due to fishpond restrictions and sewage removal. Total Dissolved Phosphorus was also reduced but to a lesser extent caused by same developments as Nitrogen.
6. The Hula Reclamation Project (HRP) improved agricultural management in the Hula Valley but nutrient export from the Basin to Lake Kinneret was mostly affected by climate change (precipitation decline).
7. Future Perspectives: The Lake Kinneret ecosystem deserves a continuous and gradual increment of Epilimnetic Nitrogen, which is presently a factor of limitation. Potential sources of available Nitrogen are the Peat–Organic soil in the Hula Valley. Nevertheless, an available Nitrogen source without transporting measures into Lake Kinneret for the improvement of Lake Kinneret's ecological services is not beneficial and, water mediation is the best "transportation service" for that mission. Moreover, GWT elevation combined with soil moisture increase by irrigation is ultimately required for the optimal maintenance of agricultural development. If climate change expressed as precipitation decline continues, the import of water from other sources to improve the Hula Valley's soil condition are recommended. Hydrological management proposition encourages a recommended integration between the two ecosystems, Lake Kinneret and the Hula Valley. Presently, the increase of salinity and lack of Nitrogen are the most acute conditional difficulties in Lake Kinneret. The potential of Hula Valley soil condition deterioration under dryness is a major concern of agricultural development. The alternative for domestic water supply in Israel shifted to desalinization since 2010. For the implementation of the required decline of salinity in Lake Kinneret,

© 2018 Global Journals

an operation is optimal accordingly: replacement of saline lake water by desalinated freshwaters. A multipurpose solution is suggested: import desalinated waters and export (possibly by pumping) lake water to the Hula Valley. Optimal agricultural development in the Hula Valley combined with salinity decline in Lake Kinneret are predicted as well as enrichment of Kinneret Epilimnetic Nitrogen originating in the Hula and transported to Lake Kinneret.

References Références Referencias

1. Barnea, I. 2007-2018 (ed). Annual reports, The Hula Project, KKL and Water Authority.
2. Berger, D. 2001. Natural Flow estimations in the Upper Jordan Drainage Basin; Mekorot Water Supply Co. Drainage Basin Unit. 16 p. (in Hebrew).
3. Geifman, Y. 1981. Nitrate Contribution from the Hula Peat Soil. Monitoring Systaem, Jordan District, Mekorot Water Supply Co. Ltd. 17 p. 18 Tables, 9 figures, (in Hebrew).
4. Geifman, Y., M. Shaw, H. Dexter, and F. Sarusi, 1987. Kinneret Drainage Basin-Jordan and Headwaters nutrient loads research, Attachments; Mekorot, Water Supply Co. Ltd, Jordan District Drainage Monitor Unit, March, 1987,
5. Givati, A, (ed.) Israeli Hydrological Service 1970 – 2016. Annual Reports, Water Authority.
6. Gophen, M. (ed), 1983, 1984, Annual Reports, Kinneret Limnological Laboratory, T/31/48, T/2/85. 83, 100, p. (in Hebrew).
7. Gophen, M. (ed.) 1995 – 2006. Hula Project Annual Reports. Migal-JNF (KKL); 1995 – 2005 in Hebrew; 2006-in English.
8. Gophen, M., 2000. The Hula Project: N and P dynamics in Lake Agmon and pollutants removal from the Kinneret inputs. Water Science and Technology Vol. 42 No. 1-2 pp 117-122.
9. Gophen, M., D. Kaplan, Y. Tsipris, M. Meron, & I. Bar-Ilan. 2001. The newly constructed wetland ecosystem of Lake Agmon (Hula Valley, Israel): Functional perspectives. In: Treatment Wetlands for Water Quality Improvement; Quebec 2000 Conference Proceedings (selected papers). (compiled by: J. Pries, CH2M Hill Canada Ltd.pp.53-62.
10. Gophen M, 2003, Water Utilization in Semi Arid Zone, Hula Valley (Israel): Polutant removal, agriculture and Ecotourism Management. in: Water in the Middle East and in North Africa: Resources, Protection, and Management. Springer-Verlag pp 207-225.
11. Gophen, M., Y. Tsipris, M. Meron and I. Bar-Ilan 2003, The Management of Lake Agmon Wetlands (Hula Valley, Israel), Hydrobiologia506-509, pp 803-809.
12. Gophen, M. 2006. The Lake Kinneret Drainage Basin: Headwater Discharges, Hydrology and Nutrient Dynamics in the Hula Valley Wetland. Environmental Role of Wetlands in Headwaters (J. Krecek and M. Haigh (eds.); NATO Science Series, (4) Earth and Environmental Sciences-Vol. 63. Springer. pp. 233-236.
13. Gophen,M., Meron, M., Orlov-Levin, V. & Tsipris, Y. 2014; Seasonal and spatial distribution of N & P substances in the Hula Valley (Israel) subterranean. Open Journal of Modern Hydrology, 2014,4,121-131; http:/dx.doi.org/10.4236/ojmh.2014.44012.
14. Gophen, M. 2014. Land-Use, Albedo and Air Temperature Changes in the Hula Valley (Israel) during 1946-2008. Open Journal of Modern Hydrology, Vol.4 No.4 (October 2014) 101-111.
15. Gophen, M. 2015 a. Nitrogen and Phosphorus dynamics in the Shallow Lake Agmon (Hula Valley, Israel). Journal of Ecology, 2015, 55-65. http://dx.doi.org./10.4236/oje.2015.53006.
16. Gophen, M. 2015 b. Management Improvement of the Agmon Wetlands System (Hula Valley, Israel) aimed at Enhancement of Bird Populations and Kinneret Protection. Open Journal of Modern Hydrology, 2015, 5, 1-9. http://dx.doi.org./10.4236/oje.2015.51001.
17. Gophen, M. 2015 c, The Impact of Available Nitrogen Defficiency on Long-Term Changes in the Lake Kinneret Ecosystem. Open Journal of Ecology,m 2015, 5, pp.147-157. http://dx/doi.org./10. 4236/oje.2015. 54013
18. Gophen, M, M. Meron, Y. Tsipris, V. Orlov-Levine, and M. Peres.. 2016. Chemical, Hydrological and Climatological Properties of Lake Agmon, Hula Valley (Israel),(1994-2006). Open Journal of Modern Hydrology, 2016, 6,-18 http://dx.doi.org/ 10.4236/ojmh.2016.61002.
19. 19) Gophen, M., 2016 a. The Impact of EL-NIÑO/Southern Oscillation (ENSO) on Fishery and Water Quality nin Lake Kinneret (Israel).Open Journal of Modern Hydrology, 6, pp. 43-50. http://dx.doi.org/ 10.4236/ojmh.2016.62005..
20. Gophen, M. 2016 b. Limnological Changes in the Lake Kinneret (Israel) Ecosystem: The Beginning and its significance. Open Journal Of Hydrology, 6, pp 140-150. http://dx.doi.org/10.4236/ojmh. 2016 .63012.
21. Gophen, M. 2016 c, The Hula Valley (Israel): From Nature to Anthropogenic Management, A Review; Review of Social Sciences, Vol. 01, No. 07: July 2016.pp 01-10
22. Gophen, M. 2017. Headwater Management Constrains within the Kinneret Ecosystem Services. Chapter, 9 in: Ecosystem Services of Headwater Catchments (J. Krecec, et al eds.) 310. p, 2017. Co-published by Springer, pp 81-89.

© 2018 Global Journals

23. Gophen, M. 2018. Climate Change and Water Loss in the Kinneret Drainage Basin. Land Use Policy 80 (2019)pp424-429.https://doi.org/10.1016/j.landuse-pol.2018.03. 008
24. KLDB-Kinneret Limnological Laboratory DATA Base - Y. Beeri -Shlavin and M. Schleichter, 1970-2018..
25. Levin, I. 1970. Improvement of soils affected by high Nitrate concentrations. Israel J. agric. Res. 20 (1); 15 – 20. Div. of Irrigation, The Volcani Institute of Agricultural Research, Rehovot.
26. Mekorot Water Supply Co. Ltd. Jordan District Kinneret-Watershed Monitoring Unit, 1970-2018.
27. Meron, M., V.Orlov-Levin, Y. Tsipris, T. Natanson , E. Yasur and M. Gophen2002-2018. Monitoring Department of Ground Water Table and Lake Agmon Water Level, Migal, Jewish National Fund and Israel Water Authority.
28. Peres, M. 1940-2018, Precipitation Record, Dafna Station, Meteorological Service.
29. 29) Rom, M. 2001, Renovated Kinneret recharge and its implication on the National Water Carrier capacity; Mekorot Water Supply Co. Drainage Basin Unit. 14 p. (in Hebrew).

© 2018 Global Journals

This page is intentionally left blank

© 2018 Global Journals

Global Journal of human-social science: H Interdisciplinary
Volume 18 Issue 8 Version 1.0 Year 2018
Type: Double Blind Peer Reviewed International Research Journal
Publisher: Global Journals
Online ISSN: 2249-460x & Print ISSN: 0975-587X

Drugs and Society: Ambivalences and the Perspectives of the Portuguese Decriminalization Policy

By Ivonaldo Leite
Federal University of Paraíba

Abstract- This paper aims to present a general perspective on the relationship between drugs and society, and, at the same time, to develop an analysis of the decriminalization of drugs in Portugal. In this way, methodologically, it is based on both a review of the literature about that subject and an investigation of the primary sources of the Portuguese drug policy. Among the results found out, it can be highlighting the following sample: 1) the prohibitionist policy on drugs is one of the cases that most reveals ambivalence when it is considered the production of social rules; 2) the so-called drug problem is not and never has been a police problem, except in the sense that the police are themselves the problem - it is, rather, a problem of lack of knowledge and wrong policy approach; 3) the prohibitionist drug policies have failed; 4) Portugal is an example of a well-implemented drug decriminalization policy. Conclusively, it is affirmed, for instance, that the decriminalization is a vital step in the right direction for drug policy reform, but it is just that - a step. In order to fully mitigate the harms caused by ineffective and dangerous punitive responses to drugs, governments must ultimately regulate illicit drugs, from production through to distribution.

Keywords: *society, drug, decriminalization, portuguese drug policy.*

GJHSS-H Classification: *FOR Code: 370199*



Strictly as per the compliance and regulations of:

© 2018. Ivonaldo Leite. This is a research/review paper, distributed under the terms of the Creative Commons Attribution-Noncommercial 3.0 Unported License http://creativecom-mons.org/licenses/by-nc/3.0/), permitting all non-commercial use, distribution, and reproduction in any medium, provided the original work is properly cited.

Drugs and Society: Ambivalences and the Perspectives of the Portuguese Decriminalization Policy

Ivonaldo Leite

Abstract- This paper aims to present a general perspective on the relationship between drugs and society, and, at the same time, to develop an analysis of the decriminalization of drugs in Portugal. In this way, methodologically, it is based on both a review of the literature about that subject and an investigation of the primary sources of the Portuguese drug policy. Among the results found out, it can be highlighting the following sample: 1) the prohibitionist policy on drugs is one of the cases that most reveals ambivalence when it is considered the production of social rules; 2) the so-called drug problem is not and never has been a police problem, except in the sense that the police are themselves the problem - it is, rather, a problem of lack of knowledge and wrong policy approach; 3) the prohibitionist drug policies have failed; 4) Portugal is an example of a well-implemented drug decriminalization policy. Conclusively, it is affirmed, for instance, that the decriminalization is a vital step in the right direction for drug policy reform, but it is just that - a step. In order to fully mitigate the harms caused by ineffective and dangerous punitive responses to drugs, governments must ultimately regulate illicit drugs, from production through to distribution.

Keywords: society, drug, decriminalization, portuguese drug policy.

I. Introduction

The society is full of things, substances, objects, which we categorize in a variety of ways. In this way, the social groups make rules and attempt, at sometimes and under some circumstances, to enforce them. Social rules define situations and the kinds of behavior appropriate to them, specifying some actions as "right" and forbidding others as "wrong" (Becker, 1963, 1972).

So, when a rule is enforced, the person who is supposed to have broken it may be seen as a special kind of person, one who cannot be trusted to live by the rules agreed on by the "society". This person is regarded as an *outsider*. But, who can, in fact, force others to accept their rules and what are the causes of their success? This is a question of power, both in its political, economic and cultural dimensions.

Differences in the ability to make rules and apply to other people are essentially power differentials. The groups whose social position gives them weapons and power are best able to enforce their rules. For example, "distinctions of age, sex, ethnicity, and class are all related to differences in power, which accounts for differences in the degree to which groups so distinguished can make rules for others" (Becker, 1963, p. 18).

Usually, rules are the products of someone's initiative and we can think of the people who exhibit such enterprise as moral entrepreneurs. There are two kinds of moral entrepreneurs - rule creators and rule enforcer.

Sometimes, the rule creators become a crusading reformer. His focus is the content of the rules. "The existing rules do not satisfy him because there is some evil which profoundly disturbs him. He feels that nothing can be right in the world until rules are made to correct it. He operates with an absolute ethic; what he sees is truly and totally evil with no qualification'. Any means is justified to do away with it" (ibidem, p. 147-148). Frequently, he presents himself publicly as a righteous and fervent person.

Surely, it is correct to think of reformers as crusaders since they typically believe that their mission is a holy one. The prohibitionist serves as an example, as does the person who wants to suppress some sexual behaviors or the person who wants to do away with gambling.

Probably, the prohibitionist policy on drugs is one of the cases that most reveals ambivalence when we consider the production of social rules. The so-called drug problem is not and never has been a police problem, except in the sense that the police are themselves the problem. It is, rather, a problem of lack of knowledge and wrong policy approach. According to Becker (2001), we should take into account the following propositions on this subject:

1. Drug does not denote a scientific or pharmacological category. It points, rather, to a category that reflects how a society has decided to treat a substance, and it implies a classification of substances in which the term "drug" has an ambiguous status.
2. The category to which a substance is assigned affects how people who ingest that substance are

Author: PhD Federal University of Paraíba, Brazil Av. Antonio Lira, 950, apto 504 58045-030 – Cabo Branco, João Pessoa-PB – Brazil.
e-mail: ivonaldo.leite@gmail.com

© 2018 Global Journals

treated and that, in turn, affects what the substance in question does to and for them.

3. Therefore, the solution to the problem is to redefine the phenomena involved. But this simple solution is not available because the power to define is concentrated among people whose political interest gives them no incentive to take that easy step.

a) Drugs, moral judgment and State

First of all, an approach about drugs should to discuss the relationship between substances and moral judgment.

Usually, we categorize the objects we ingest by the uses we put them to, the results we expect to obtain from having ingested them. Substances provide various physical and psychological states. For instance: some substances provide nourishment, and thus maintain the normal physiological functioning of our bodies; others provide the pleasures of taste and smell that we associate with wine and what we think of as well-prepared food; there are others that work to restore normal physiological functioning when our bodies do not work properly; and there also some that provide the pleasures of altered psychological states to which, in one form or another, historically all societies have found a way to gain access (Becker, 2001).

The names of the substances are important, since they suggest and legitimize action. If something is "food" or "drink," then we do not consider ingesting it an activity that the State should intervene in, other than to guarantee standards of accurate labeling of amounts and contents and healthful conditions of production and sale. If something is called a "drug," however, there are two possibilities. It can be a "medicine," in which case ingesting it is a good thing to do. The same substance, however, can be a "narcotic," in which case it should not be ingested, and should not be available for ingestion; the State properly intervenes, if necessary by use of the criminal sanction, to see that these prohibitions are enforced (ibidem). This demonstrates that the prohibitionist positions on drugs are marked by ambivalence and are based on variables of moral judgment.

So, the definitions about drugs are not just a matter of pharmacological category. Substances are frequently reclassified. Medicines become drugs, and drugs become medicines. The question cannot be settled by looking at the formula that describes the substance chemically, though this is often attempted. The crucial role in the definition process is played by the State and its power, because the State is the only actor powerful enough to exercise ultimate control on such definitions. State decides which category a substance will fall into, who may legitimately use it, how it may be manufactured and distributed, and so on. The State decides who can decide all these matters and, usually indirectly but nonetheless decisively, how they will decide them. Therefore, whether a substance is a narcotic or a medicine is decided not by the substance's pharmacology, but by how the State decides to treat it[1].

In fact, decisions on drugs are made in a combination of administrative and political considerations, most often understood to be a realm of "policy," official government policy. The differences between countries with respect to "drug policy" make clear how little any of these definitional processes have to do with the characteristics of the substances themselves. The differences between countries with respect to drug policy make clear how little any of these definitional processes have to do with the characteristics of the substances themselves. The national policies are not dictated by the pharmacological properties.

b) Drug policies: the failure of prohibition

Drug use is, and always has been, a reality in our societies. Every year, hundreds of millions of people around the world use illicit substances (United Nations Office on Drugs and Crime, 2016). For many it is about enjoyment, for some it is to relieve pain, while for others it is for traditional, cultural or religious reasons.

As the Global Commission on Drug Policy (2016) affirms, despite the widespread and non-violent nature of drug use, the predominant government response to this issue is to enact highly punitive policies that criminalize those who use and/or possess drugs, as well as other low-level actors in the drugs trade. Such policies, which were reinforced with the signing of the UN drug control treaties in the second half of the 20th century, are implemented with the misguided hope that drug use and the wider drug market can be eradicated, something that the evidence reveals is an impossibility.

> In 2003, an estimated 185 million people globally aged 15–64 (4.7 percent of the world's population) had consumed an illicit drug in the previous 12 months; by 2014, this number had risen 33 percent to 247 million (5.2 percent of the world's population). The number of people who were dependent on drugs "increased disproportionally" from 27 million in 2013 to 29 million in 2014. At the same time, the illegal cultivation of opium poppies increased to the highest levels on record in 2014, reaching almost 320,000 hectares globally,7 while cocaine production rose 38 percent from 2013 to 2014 (Global Commission on Drug Policy, 2016, p. 11).

A lot of factors account for increases and decreases in the use and production of drugs. However, it can be observed that punitive approaches have unequivocally failed in their goal to extinguish the market. Worse, these approaches have led to devastating health and social consequences for people who use drugs, other actors in the drugs trade and wider society. On a daily basis, significant human rights

© 2018 Global Journals

abuses are carried out in the name of drug control, from the use of the death penalty and extrajudicial killings, to torture, police brutality and inhumane drug treatment programs (Gallahue & Lines, 2015). Basically, repressive drug policies create far more harm than the drugs themselves.

Drug use crosses gender, race, class, and profession, with a significant portion of society regarding it as a normal leisure activity. The risk of imprisonment or receiving a criminal record does little to stop them from committing this offense, one which essentially causes no harm to others. It means that they do not consider themselves outsiders. This is somewhat predictable, because, as the sociology of deviance emphasizes (Becker, 1963, p. 1-2), the person who "is labeled an outsider may have a different view of the matter. He may not accept the rule by which he is being judged and may not regard those who judge him as either competent or legitimately entitled to do so. Hence, a second meaning of the term emerges: the rule-breaker may feel his judges are outsiders".

Thus, a consequence of the repressive drug policies is also the corrosion of the rule of law, as it requires that legal norms be respected. The punishment of drug possession and/or use can bring the law into disrepute. It is hard to think of another offense which causes no direct and immediate harm to others and attracts such serious penalties, while being so frequently breached.

As the Global Commission on Drug Policy (2016) points out, the widespread and persistent disregard for drug laws further calls into question the legitimacy of state actors such as the police. An example in this way is when drug laws are overwhelmingly enforced against a narrow sub-section of society, and penalties fall most heavily on the poor and those from minority communities. Such inequitable application fundamentally undermines the basic principles of the rule of law - that all in society are equally subject to the law, and that its application is consistent, fair and impartial - and severely weakens the relationship between the state and its citizens (Eastwood, Shiner & Bar, 2013; Shelby, 2004).

The resolution by states to pursue drugs punitive policies has been an expensive and willful abdication of responsibility. It allows an illicit drug market worth in excess of US$320 billion a year to become inherently violent as gangs and organized criminal groups vie for control (Global Commission on Drug Policy, 2016). The great financial power of criminal groups has been responsible for the proliferation of corruption in the institutional spheres of various countries.

> The sheer scale of financial resources which the trade hands to criminal groups provides them with the power to corrupt state officials, from the police right up to the judiciary and politicians. Indeed, the power of criminal organizations to infiltrate and corrupt state institutions and undermine the rule of law is well documented, from the endemic corruption of law enforcement and other officials in Mexico, to drug traffickers financing presidential campaigns in Guinea-Bissau (ibidem, p. 13).

On the other hand, state actors have often acted outside of the law in the name of drug control, as the barbaric actions of President Rodrigo Duterte of the Philippines can attest to. His call on the public to execute those involved with drug led to the murder of thousands of people - many of them believed to be extrajudicial killings - during his first few months in office in 2016. But, President Duterte is not alone. When Thailand launched its "war on drugs" in 2003, the result was the extrajudicial killing of almost 2,800 people (Harm Reduction International & Human Rights Watch, 2008). In Mexico, in 2006, President Felipe Calderon announced a military crackdown on drug trafficking organizations, resulting in an estimated 160,000 homicides between 2006 and 2014, many linked to cartel violence and the militarization of drug law enforcement. Furthermore, over 280,000 people have been internally displaced in Mexican territory and at least 25,000 people have disappeared during the country's so-called drug war (Heinle, Molzahan & Shirk, 2015).

From the point of view of public health, the consequences of the repressive drug policies have been a disaster. Criminalizing people who use drugs has fueled a "global pandemic" of HIV and hepatitis C. Globally, officially, of the 16 million people who inject drugs, approximately two-thirds are living with hepatitis C and at least 13 percent with HIV, with many at a heightened risk of contracting tuberculosis (Csete, 2016). Even though the hepatitis C virus and tuberculosis can be cured and HIV treated, repressive drug policies, as well as the stigma and the marginalization of people who use drugs, contribute to treatment not being scaled up or reaching these populations.

> The criminalization of people who inject drugs pushes them toward risky injecting practices to avoid detection by law enforcement and acts as a barrier to accessing services, including needle and syringe programs (NSP). Additionally, many countries deny much-needed services by placing unnecessary legal restrictions on the provision of clean injecting equipment and opioid substitution therapy (OST), both of which are well-evidenced interventions that prevent the transmission of HIV and hepatitis C. By doing so, and by disproportionately focusing resources on law enforcement over public health interventions, governments are actively undermining the health of

© 2018 Global Journals

their citizens (Global Commission on Drug Policy, 2016, p. 15).

Repressive drug policies have been used as a tool of social control that causes harm not only to people involved with drugs. The whole society is affected. Drug policing is marred by high levels of racial disparity in the criminal justice system and by practices that are wholly disproportionate to the offenses involved. For instance, stop-and-search practices for drugs that exist in many countries frequently lead to people being caught up in the criminal justice system, whether or not they have drugs on them[2].

The extensive level of harm that has been caused by criminalizing people who use drugs cannot be understated. Therefore, evidence points out that the states must move toward a policy model whereby no sanctions - criminal or civil - are levied against people who use drugs.

c) *The benefits of a well-implemented drug decriminalization policy*

Recognition of the need to respect human dignity, understand the life choices and social circumstances of others, and uphold the right to health are some of the aspects considered by the thesis of decriminalizing drug. Decriminalization means to remove of criminal penalties for drug law violations - usually possession for personal use (Hughes & Stevens, 2010).

Decriminalizing drug possession and investing in treatment and harm reduction services can provide major benefits for public safety and health, including: increasing uptake into drug treatment; reducing criminal justice costs and redirecting resources from criminal justice to health systems; redirecting law enforcement resources to prevent serious and violent crime; diminishing unjust racial disparities in drug law enforcement and sentencing; minimizing the social exclusion of people who use drugs, and creating a climate in which they are less fearful of seeking and accessing treatment, utilizing harm reduction services and receiving HIV/AIDS service; and improving relations between law enforcement and the community.

The decriminalization of drug possession and/or use, though not commonplace worldwide, is not a particularly new approach. There have been cases of decriminalization since the 1970s, as in the Netherlands, and as a result the jurisdictions that have adopted non-punitive responses to drug possession and/or use have not experienced an increase in prevalence. A recent study (UK Government, 2014)which analyzed the drug policies of 11 countries - a mixture of those with a predominantly criminal justice approach and those that had adopted decriminalization - did not observe any obvious relationship between the toughness of a country's enforcement against drug possession and levels of drug use.

Despite there are decriminalization policies in practice across the globe, very few are well devised or implemented effectively. Consequently, they have failed to achieve positive outcomes for people who use drugs, the state and/or society. For instance, countries such as Mexico have policies where the thresholds used to distinguish possession for use from a supply offense are so small as to be meaningless. This leaves the majority of people vulnerable to being charged with drug dealing or trafficking and thus receiving a lengthy custodial sentence, despite having no involvement in those aspects of the drug trade. Even in some countries that have more realistic thresholds – like Colombia - police corruption ensures that many people who use drugs are still ensnared in the criminal justice system (Global Commission on Drug Policy, 2016).

As has emphasized the Organization of American States (2013), decriminalization of drug use needs to be considered as a core element in any public health strategy. In this way, probably Portugal is one of the main examples.

During the 1980s and 1990s, Portugal was one of the highest prevalence countries for problematic drug use, particularly heroin use. In 2001 a survey found that 0.7 percent of the population had used heroin at least once in their lives, the second highest rate in Europe after England and Wales (Open Society Foundations, 2011).

Fear of the police and being treated as a criminal dissuaded many drug users from seeking out treatment. Meanwhile, establishing syringe and needle exchange programs remained illegal. The legal system regarded drug user as a level of crime like to drug dealer. So, according to the laws based on this perspective, syringe and needle exchange programs were viewed as aiding users in committing a crime. A rise in users, a rise in patients, and a rise in social concern helped to make drugs a political issue in 1998, with prominent debates and disputes about drugs taking place in parliament, government, the media, and the streets. The Portuguese government responded to the rising concerns and debates by developing a rather surprising and unconventional answer. It appointed a committee of specialists – medics, sociologists, psychologists, lawyers, and social activists - and asked the committee to analyze the drug issue in Portugal and formulate recommendations that could be turned into a national strategic plan.

After eight months, the committee presented the results of its work and recommended the decriminalization of drug possession and use for both "hard" and "soft" drugs as the most effective way of limiting drug consumption and reducing the number of drug dependent persons. The committee recommended that, along with the legal changes, the government should concentrate on prevention

© 2018 Global Journals

> and education, harm reduction, broadening and improving treatment programs for drug dependent persons, and activities that helped at-risk groups and current drug users maintain or restore their connections to family, work, and society (Open Society Foundations, 2011, p. 23-24).

The proposal presented by the committee was based both on humane considerations (i.e., a sick person needs help) as well as pragmatic ones (i.e., repressive measures have been ineffective at limiting consumption). Portugal's new approach resulted in the creation of Dissuasion Commissions. These replaced the criminal courts as the state's forum for responding to drug use. The commissions seek to inform people and dissuade them from drug use. They also have the power to impose civil sanctions for noncompliance and to refer consenting persons to treatment. The development of the Dissuasion Commissions was an important symbolic step that reflected a new approach to drug policy placing the commissions under Ministry of Health, rather than Ministry of Justice. The new strategy decriminaling drug possession and use required the government to pass a suitable law, which it did in 2000. Passage of the new law and implementation of the strategy were accompanied by a series of information and education campaigns aimed at groups of potential drug users.

In this way, the strategy was comprehensive and included reasons for choosing decriminalization policy; necessary preventive and educational activities; ideas behind harm reduction policy; steps to be taken in order to improve and broaden treatment programs (financed by the state); and programs to socially reintegrate drug dependent persons.

Portuguese drug policy stipulates the exact amount of each drug that users can possess before they are treated as a drug dealer. Generally, this amount is thought to be enough for the consumption of one person over a 10-day period. In grams or pills, this means: "cannabis, 25 grams; hashish, 5 grams; cocaine, 2 grams; heroin, 1 gram; LSD or ecstasy, 10 pills" (Open Society Foundations, 2011, p. 27).

So, according to the Portuguese policy of decriminalization of drugs, the purchase, possession, and consumption of illicit drugs have been downgraded from criminal to administrative offenses. Although decriminalization differs from depenalization/ legalization[3], since the purchase, possession and consumption of illicit drugs in quantities greater than those required for 10 days of consumption remain criminal offenses and carry criminal sanctions, such sanctions will usually fall short of imprisonment.

The State systematically carries out harm reduction activities. Before drug possession and use were decriminalized, the Portuguese government carried out intervention activities on a small scale based on risk reduction, but these efforts conflicted with the law and provided users with short-term aid only. The first support centers, which were not used by large numbers of people, aimed to provide users with information about treatment (although treatment was not easily available for many users). The government also helped to establish the first night shelters for users living in the streets. When the new scheme came into force in 2001, risk and harm reduction activity became systemic.

The latest available data indicate that the Portuguese Institute for Drugs and Drug Addiction finances 69 projects throughout the country, along with 30 teams of social workers who work in the streets and in centers that provide methadone for people dependent on heroin and night shelters for homeless drug users (ibidem). Street workers have several functions. For example, they talk with drug users about their history of dependence and inform them about treatment possibilities; mediate with treatment centers; and they help users to find medical and psychological support.

The last phase of drug policy is the assistance given to drug dependent individuals in their return to society. Teams taking care of social reintegration usually cooperate with treatment centers. Reintegration teams first prepare a diagnosis of the patient's condition and then, together with the patient, they draft an action plan that may include goals such as returning to higher education, work, or both. Members of the reintegration team also help the patient in finding a job or advise the patient on how to look for one (Open Society Foundations, 2011, p. 35).

The state develops a significant effort to ensure the social reintegration of people who are recovering from drug use.

> While preserving the confidentiality of the individual drug user, the teams [social workers] also raise awareness in schools, businesses, and residential areas in the drug user's neighborhood. Their aim is to overcome general prejudices against drug dependent persons and so lay the ground work for patients to return to the community where they once lived and worked. The IDT cooperates with companies that employ drug users undergoing treatment— usually in the service sector. The IDT is able to fund a limited number of nine-month internships at these companies which can, in some cases, be extended to two-year contracts (ibidem, p. 35).

There is a significant evidence that the end of criminal sanctions for drug use and possession in Portugal has been positive. Portugal witnessed a decline in the number of criminal drug offenses from approximately 14,000 per year in 2000 to an average of 5,000-5,500 per year after decriminalization, and the number of people incarcerated for low-level drug offending fell from 44 percent of all prisoners in 1999 to 24 percent by 2013, resulting in a substantial reduction

© 2018 Global Journals

in prison overcrowding (Global Commission on Drug Policy, 2016; Hugues & Stevens, 2010). Another relevant consequence of decriminalization is the decrease in the percentage of drug users (mostly heroin) among people infected with HIV in Portugal. This was immediately demonstrated during the early years of decriminalization. For instance, in 2000, there were 2,758 newly diagnosed cases of HIV-infected persons, of which 1,430 were drug users (52 percent). In 2008, the total number of newly diagnosed cases was 1,774, of which 352 were drug users (20 percent) (Open Society Foundations, 2011).

II. Conclusion

Actually, instead of running after drug users, wasting time and money interrogating and detaining them, and taking their fingerprints and photos, the Portuguese police are freed up to focus on combating organized crime. It seems that both the police and the wider society have come to realize that the police have more important and more difficult tasks to do than catching drug users.

The decriminalization is a vital step in the right direction for drug policy reform, but it is just that - a step. In order to fully mitigate the harms caused by ineffective and dangerous punitive responses to drugs, governments must ultimately regulate illicit drugs, from production through to distribution. In this sense, Uruguay is an example, as it decided in 2013, under President José Mujica, to regulate the cannabis market.

As the Global Commission on Drug Policy (2016) has stated, under a decriminalized model, furthermore, society is still vulnerable to the negative effects of the illegal trade, and people who use drugs are placed at considerable risk through having to navigate the uncertainties of an unregulated market. For example, they may not know the exact composition of the substance they are buying or how to dose accordingly. It is a societal priority, therefore, that governments take control of this market to mitigate the harms and ensure that people can use drugs as safely as possible, while establishing age restrictions and other safety measures to govern access to the market.

References Références Referencias

1. Becker, Howard S. (1963). *Outsiders: studies in sociology of deviance*. New York: The Free Press.
2. Becker, Howard S. (1972). Labeling theory reconsidered, in *Deviance and Social Control*, edited by Paul Rock and Mary MacIntosh. London: Tavistock.
3. Becker, Howard S. (2001). Les drogues: que sont-elles?, in Howard S. Becker, ed., *Qu'est-cequ'une drogue?*, Anglet: Atlantica, pp. 11-20.
4. Csete, J. et al. (2016), Public health and international drug policy, *The Lancet Commissions*, The Lancet 387 (10026), p. 1427-1480.
5. Eastwood, N., Shiner, M. & Bear, D. (2013), The Numbers in Black and White: Ethnic Disparities in the Policing and Prosecution of Drug offenses in England and Wales, in *Release & LSE*, London.
6. European Monitoring Centre for Drugs and Drug Addiction (2005), *Illicit Drug Use in the EU: Legislative Approaches*, Lisbon: EMCDDA.
7. Gallahue, P. & Lines, R. (2015), *The Death Penalty for Drug Offences: Global Overview2015*, London: International Harm Reduction Association.
8. Global Commission on Drug Policy (2016). *Report of the Global Commission on Drug Policy – Advancing drug policy reform: A new approach to decriminalization*,http://www.globalcommissionondrugs.org/wp content/uploads/2016/11/GCDP-Report-2016 ENGLISH.pdf, (accessed September 04, 2018).
9. Harm Reduction International & Human Rights Watch (2008), *Thailand's 'war on drugs'*, HRW: New York, https://www.hrw.org/ news/2008/03/12/ thailands-war-drugs (accessed September 05, 2018).
10. Heinle, K., Molzahan, C. & Shirk, D. (2015), *Drug Violence in Mexico: Data and Analysis Through 2014, Justice in Mexico Project*, San Diego: University of San Diego.
11. Hughes, C. E. & Stevens, Alex, What Can We Learn from the Portuguese Decriminalization of Illicit Drugs?, *British Journal of Criminology 50*, no. 6 (2010): 999.
12. Open Society Foundations (2011). *Política da droga em Portugal: os benefícios da descriminalização do consumo de drogas*. Budapest: Createch Ltd.
13. Organization of American States (OAS) (2013), *The Drug Problem in the Americas: Analytical Report*, OAS: General Secretariat, 103.
14. Shelby, T. (2004), Race and Ethnicity, Race and Social Justice: Rawlsian Considerations, in *Fordham Law Review* 72 (5): 1705.
15. UK Government (2014), *Drugs: International Comparators*. London: UK Home Office.
16. United Nations Office on Drugs and Crime (UNODC) (2016), *World Drug Report 2016*, Vienna: United Nations.
17. World Health Organization (2014), *Guidelines for the screening, care and treatment of persons with hepatitis C infection*. Geneva: WHO.

[1] While the State can be, and often is, arbitrary, it more often tries to produce a believable rationale for its actions, and most often tries to do this through science or through a combination of science and morality (Becker, 2001).

[2] The situation in United Kingdom is an illustrative example. According to Global Commission on Drug Policy (2016), 60 percent of all police searches are for drugs,74 predominantly for "low level street

© 2018 Global Journals

possession." In the vast majority of cases no drugs are found. Worse, black people are six times more likely to be stopped and searched for drugs than white people, and Asians twice as likely, despite the fact that drug consumption is higher among white people. "This kind of disparity is replicated around the world, with minority and economically marginalized communities often targeted. Police practices used for detecting drug possession often include repeated harassment of certain communities, strip searches of individuals and forcible entries of homes. They also contribute to the breakdown of the relationship between communities and states, as law enforcement is viewed as lacking legitimacy" (ibidem, p. 17).

[3] Under the European Monitoring Centre for Drugs and Drug Addiction (EMCDDA) definition, "decriminalization comprises removal of a conduct or activity from the sphere of criminal law. Prohibition remains the rule, but sanctions for use (and its preparatory acts) no longer fall within the framework of the criminal law. [By contrast], 'depenalization' means relation of the penal sanction provided for by law. In the case of drugs, and cannabis in particular, depenalization generally signifies the elimination of custodial penalties" (European Monitoring Centre for Drugs and Drug Addiction, 2005, p. 4).

© 2018 Global Journals

Global Journals Guidelines Handbook 2018

www.GlobalJournals.org

FELLOWS

FELLOW OF ASSOCIATION OF RESEARCH SOCIETY IN HUMAN SCIENCE (FARSHS)

Global Journals Incorporate (USA) is accredited by Open Association of Research Society (OARS), U.S.A and in turn, awards "FARSHS" title to individuals. The 'FARSHS' title is accorded to a selected professional after the approval of the Editor-in-Chief/Editorial Board Members/Dean.



- The "FARSHS" is a dignified title which is accorded to a person's name viz. Dr. John E. Hall, Ph.D., FARSS or William Walldroff, M.S., FARSHS.

FARSHS accrediting is an honor. It authenticates your research activities. After recognition as FARSHS, you can add 'FARSHS' title with your name as you use this recognition as additional suffix to your status. This will definitely enhance and add more value and repute to your name. You may use it on your professional Counseling Materials such as CV, Resume, and Visiting Card etc.

The following benefits can be availed by you only for next three years from the date of certification:

FARSHS designated members are entitled to avail a 40% discount while publishing their research papers (of a single author) with Global Journals Incorporation (USA), if the same is accepted by Editorial Board/Peer Reviewers. If you are a main author or co-author in case of multiple authors, you will be entitled to avail discount of 10%.

Once FARSHS title is accorded, the Fellow is authorized to organize symposium/seminar/conference on behalf of Global Journal Incorporation (USA). The Fellow can also participate in conference/seminar/symposium organized by another institution as representative of Global Journal. In both the cases, it is mandatory for him to discuss with us and obtain our consent.





You may join as member of the Editorial Board of Global Journals Incorporation (USA) after successful completion of three years as Fellow and as Peer Reviewer. In addition, it is also desirable that you should organize seminar/symposium/conference at least once.

We shall provide you intimation regarding launching of e-version of journal of your stream time to time.This may be utilized in your library for the enrichment of knowledge of your students as well as it can also be helpful for the concerned faculty members.



The FARSHS can go through standards of OARS. You can also play vital role if you have any suggestions so that proper amendment can take place to improve the same for the benefit of entire research community.

As FARSHS, you will be given a renowned, secure and free professional email address with 100 GB of space e.g. johnhall@globaljournals.org. This will include Webmail, Spam Assassin, Email Forwarders,Auto-Responders, Email Delivery Route tracing, etc.



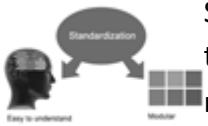

The FARSHS will be eligible for a free application of standardization of their researches. Standardization of research will be subject to acceptability within stipulated norms as the next step after publishing in a journal. We shall depute a team of specialized research professionals who will render their services for elevating your researches to next higher level, which is worldwide open standardization.

The FARSHS member can apply for grading and certification of standards of the educational and Institutional Degrees to Open Association of Research, Society U.S.A. Once you are designated as FARSHS, you may send us a scanned copy of all of your credentials. OARS will verify, grade and certify them. This will be based on your academic records, quality of research papers published by you, and some more criteria. After certification of all your credentials by OARS, they will be published on your Fellow Profile link on website https://associationofresearch.org which will be helpful to upgrade the dignity.



The FARSHS members can avail the benefits of free research podcasting in Global Research Radio with their research documents. After publishing the work, (including published elsewhere worldwide with proper authorization) you can upload your research paper with your recorded voice or you can utilize chargeable services of our professional RJs to record your paper in their voice on request.



The FARSHS member also entitled to get the benefits of free research podcasting of their research documents through video clips. We can also streamline your conference videos and display your slides/ online slides and online research video clips at reasonable charges, on request.



The FARSHS is eligible to earn from sales proceeds of his/her researches/reference/review Books or literature, while publishing with Global Journals. The FARSHS can decide whether he/she would like to publish his/her research in a closed manner. In this case, whenever readers purchase that individual research paper for reading, maximum 60% of its profit earned as royalty by Global Journals, will be credited to his/her bank account. The entire entitled amount will be credited to his/her bank account exceeding limit of minimum fixed balance. There is no minimum time limit for collection. The FARSS member can decide its price and we can help in making the right decision.

The FARSHS member is eligible to join as a paid peer reviewer at Global Journals Incorporation (USA) and can get remuneration of 15% of author fees, taken from the author of a respective paper. After reviewing 5 or more papers you can request to transfer the amount to your bank account.



MEMBER OF ASSOCIATION OF RESEARCH SOCIETY IN HUMAN SCIENCE (MARSHS)

The ' MARSHS ' title is accorded to a selected professional after the approval of the Editor-in-Chief / Editorial Board Members/Dean.



The "MARSHS" is a dignified ornament which is accorded to a person's name viz. Dr John E. Hall, Ph.D., MARSHS or William Walldroff, M.S., MARSHS.

MARSHS accrediting is an honor. It authenticates your research activities. Afterbecoming MARSHS, you can add 'MARSHS' title with your name as you use this recognition as additional suffix to your status. This will definitely enhance and add more value and repute to your name. You may use it on your professional Counseling Materials such as CV, Resume, Visiting Card and Name Plate etc.

The following benefitscan be availed by you only for next three years from the date of certification.



MARSHS designated members are entitled to avail a 25% discount while publishing their research papers (of a single author) in Global Journals Inc., if the same is accepted by our Editorial Board and Peer Reviewers. If you are a main author or co-author of a group of authors, you will get discount of 10%.

As MARSHS, you willbegiven a renowned, secure and free professional email address with 30 GB of space e.g. johnhall@globaljournals.org. This will include Webmail, Spam Assassin, Email Forwarders,Auto-Responders, Email Delivery Route tracing, etc.





We shall provide you intimation regarding launching of e-version of journal of your stream time to time.This may be utilized in your library for the enrichment of knowledge of your students as well as it can also be helpful for the concerned faculty members.

The MARSHS member can apply for approval, grading and certification of standards of their educational and Institutional Degrees to Open Association of Research, Society U.S.A.





Once you are designated as MARSHS, you may send us a scanned copy of all of your credentials. OARS will verify, grade and certify them. This will be based on your academic records, quality of research papers published by you, and some more criteria.

It is mandatory to read all terms and conditions carefully.

AUXILIARY MEMBERSHIPS

Institutional Fellow of Open Association of Research Society (USA) - OARS (USA)

Global Journals Incorporation (USA) is accredited by Open Association of Research Society, U.S.A (OARS) and in turn, affiliates research institutions as "Institutional Fellow of Open Association of Research Society" (IFOARS).



The "FARSC" is a dignified title which is accorded to a person's name viz. Dr. John E. Hall, Ph.D., FARSC or William Walldroff, M.S., FARSC.

The IFOARS institution is entitled to form a Board comprised of one Chairperson and three to five board members preferably from different streams. The Board will be recognized as "Institutional Board of Open Association of Research Society"-(IBOARS).

The Institute will be entitled to following benefits:

The IBOARS can initially review research papers of their institute and recommend them to publish with respective journal of Global Journals. It can also review the papers of other institutions after obtaining our consent. The second review will be done by peer reviewer of Global Journals Incorporation (USA) The Board is at liberty to appoint a peer reviewer with the approval of chairperson after consulting us.

The author fees of such paper may be waived off up to 40%.

The Global Journals Incorporation (USA) at its discretion can also refer double blind peer reviewed paper at their end to the board for the verification and to get recommendation for final stage of acceptance of publication.





The IBOARS can organize symposium/seminar/conference in their country on behalf of Global Journals Incorporation (USA)-OARS (USA). The terms and conditions can be discussed separately.

The Board can also play vital role by exploring and giving valuable suggestions regarding the Standards of "Open Association of Research Society, U.S.A (OARS)" so that proper amendment can take place for the benefit of entire research community. We shall provide details of particular standard only on receipt of request from the Board.



The board members can also join us as Individual Fellow with 40% discount on total fees applicable to Individual Fellow. They will be entitled to avail all the benefits as declared. Please visit Individual Fellow-sub menu of GlobalJournals.org to have more relevant details.

We shall provide you intimation regarding launching of e-version of journal of your stream time to time. This may be utilized in your library for the enrichment of knowledge of your students as well as it can also be helpful for the concerned faculty members.



After nomination of your institution as "Institutional Fellow" and constantly functioning successfully for one year, we can consider giving recognition to your institute to function as Regional/Zonal office on our behalf.
The board can also take up the additional allied activities for betterment after our consultation.

The following entitlements are applicable to individual Fellows:



Open Association of Research Society, U.S.A (OARS) By-laws states that an individual Fellow may use the designations as applicable, or the corresponding initials. The Credentials of individual Fellow and Associate designations signify that the individual has gained knowledge of the fundamental concepts. One is magnanimous and proficient in an expertise course covering the professional code of conduct, and follows recognized standards of practice.

Open Association of Research Society (US)/ Global Journals Incorporation (USA), as described in Corporate Statements, are educational, research publishing and professional membership organizations. Achieving our individual Fellow or Associate status is based mainly on meeting stated educational research requirements.



Disbursement of 40% Royalty earned through Global Journals : Researcher = 50%, Peer Reviewer = 37.50%, Institution = 12.50% E.g. Out of 40%, the 20% benefit should be passed on to researcher, 15 % benefit towards remuneration should be given to a reviewer and remaining 5% is to be retained by the institution.

We shall provide print version of 12 issues of any three journals [as per your requirement] out of our 38 journals worth $ 2376 USD.

Other:

The individual Fellow and Associate designations accredited by Open Association of Research Society (US) credentials signify guarantees following achievements:

- The professional accredited with Fellow honor, is entitled to various benefits viz. name, fame, honor, regular flow of income, secured bright future, social status etc.

- In addition to above, if one is single author, then entitled to 40% discount on publishing research paper and can get 10%discount if one is co-author or main author among group of authors.
- The Fellow can organize symposium/seminar/conference on behalf of Global Journals Incorporation (USA) and he/she can also attend the same organized by other institutes on behalf of Global Journals.
- The Fellow can become member of Editorial Board Member after completing 3yrs.
- The Fellow can earn 60% of sales proceeds from the sale of reference/review books/literature/publishing of research paper.
- Fellow can also join as paid peer reviewer and earn 15% remuneration of author charges and can also get an opportunity to join as member of the Editorial Board of Global Journals Incorporation (USA)
- • This individual has learned the basic methods of applying those concepts and techniques to common challenging situations. This individual has further demonstrated an in–depth understanding of the application of suitable techniques to a particular area of research practice.

Note :

"

- In future, if the board feels the necessity to change any board member, the same can be done with the consent of the chairperson along with anyone board member without our approval.
- In case, the chairperson needs to be replaced then consent of 2/3rd board members are required and they are also required to jointly pass the resolution copy of which should be sent to us. In such case, it will be compulsory to obtain our approval before replacement.
- In case of "Difference of Opinion [if any]" among the Board members, our decision will be final and binding to everyone.

"

Preferred Author Guidelines

We accept the manuscript submissions in any standard (generic) format.

We typeset manuscripts using advanced typesetting tools like Adobe In Design, CorelDraw, TeXnicCenter, and TeXStudio. We usually recommend authors submit their research using any standard format they are comfortable with, and let Global Journals do the rest.

Alternatively, you can download our basic template from https://globaljournals.org/Template.zip

Authors should submit their complete paper/article, including text illustrations, graphics, conclusions, artwork, and tables. Authors who are not able to submit manuscript using the form above can email the manuscript department at submit@globaljournals.org or get in touch with chiefeditor@globaljournals.org if they wish to send the abstract before submission.

Before and during Submission

Authors must ensure the information provided during the submission of a paper is authentic. Please go through the following checklist before submitting:

1. Authors must go through the complete author guideline and understand and *agree to Global Journals' ethics and code of conduct,* along with author responsibilities.
2. Authors must accept the privacy policy, terms, and conditions of Global Journals.
3. Ensure corresponding author's email address and postal address are accurate and reachable.
4. Manuscript to be submitted must include keywords, an abstract, a paper title, co-author(s') names and details (email address, name, phone number, and institution), figures and illustrations in vector format including appropriate captions, tables, including titles and footnotes, a conclusion, results, acknowledgments and references.
5. Authors should submit paper in a ZIP archive if any supplementary files are required along with the paper.
6. Proper permissions must be acquired for the use of any copyrighted material.
7. Manuscript submitted *must not have been submitted or published elsewhere* and all authors must be aware of the submission.

Declaration of Conflicts of Interest

It is required for authors to declare all financial, institutional, and personal relationships with other individuals and organizations that could influence (bias) their research.

Policy on Plagiarism

Plagiarism is not acceptable in Global Journals submissions at all.

Plagiarized content will not be considered for publication. We reserve the right to inform authors' institutions about plagiarism detected either before or after publication. If plagiarism is identified, we will follow COPE guidelines:

Authors are solely responsible for all the plagiarism that is found. The author must not fabricate, falsify or plagiarize existing research data. The following, if copied, will be considered plagiarism:

- Words (language)
- Ideas
- Findings
- Writings
- Diagrams
- Graphs
- Illustrations
- Lectures

- Printed material
- Graphic representations
- Computer programs
- Electronic material
- Any other original work

Authorship Policies

Global Journals follows the definition of authorship set up by the Open Association of Research Society, USA. According to its guidelines, authorship criteria must be based on:

1. Substantial contributions to the conception and acquisition of data, analysis, and interpretation of findings.
2. Drafting the paper and revising it critically regarding important academic content.
3. Final approval of the version of the paper to be published.

Changes in Authorship

The corresponding author should mention the name and complete details of all co-authors during submission and in manuscript. We support addition, rearrangement, manipulation, and deletions in authors list till the early view publication of the journal. We expect that corresponding author will notify all co-authors of submission. We follow COPE guidelines for changes in authorship.

Copyright

During submission of the manuscript, the author is confirming an exclusive license agreement with Global Journals which gives Global Journals the authority to reproduce, reuse, and republish authors' research. We also believe in flexible copyright terms where copyright may remain with authors/employers/institutions as well. Contact your editor after acceptance to choose your copyright policy. You may follow this form for copyright transfers.

Appealing Decisions

Unless specified in the notification, the Editorial Board's decision on publication of the paper is final and cannot be appealed before making the major change in the manuscript.

Acknowledgments

Contributors to the research other than authors credited should be mentioned in Acknowledgments. The source of funding for the research can be included. Suppliers of resources may be mentioned along with their addresses.

Declaration of funding sources

Global Journals is in partnership with various universities, laboratories, and other institutions worldwide in the research domain. Authors are requested to disclose their source of funding during every stage of their research, such as making analysis, performing laboratory operations, computing data, and using institutional resources, from writing an article to its submission. This will also help authors to get reimbursements by requesting an open access publication letter from Global Journals and submitting to the respective funding source.

Preparing your Manuscript

Authors can submit papers and articles in an acceptable file format: MS Word (doc, docx), LaTeX (.tex, .zip or .rar including all of your files), Adobe PDF (.pdf), rich text format (.rtf), simple text document (.txt), Open Document Text (.odt), and Apple Pages (.pages). Our professional layout editors will format the entire paper according to our official guidelines. This is one of the highlights of publishing with Global Journals—authors should not be concerned about the formatting of their paper. Global Journals accepts articles and manuscripts in every major language, be it Spanish, Chinese, Japanese, Portuguese, Russian, French, German, Dutch, Italian, Greek, or any other national language, but the title, subtitle, and abstract should be in English. This will facilitate indexing and the pre-peer review process.

The following is the official style and template developed for publication of a research paper. Authors are not required to follow this style during the submission of the paper. It is just for reference purposes.

Manuscript Style Instruction (Optional)

- Microsoft Word Document Setting Instructions.
- Font type of all text should be Swis721 Lt BT.
- Page size: 8.27" x 11'", left margin: 0.65, right margin: 0.65, bottom margin: 0.75.
- Paper title should be in one column of font size 24.
- Author name in font size of 11 in one column.
- Abstract: font size 9 with the word "Abstract" in bold italics.
- Main text: font size 10 with two justified columns.
- Two columns with equal column width of 3.38 and spacing of 0.2.
- First character must be three lines drop-capped.
- The paragraph before spacing of 1 pt and after of 0 pt.
- Line spacing of 1 pt.
- Large images must be in one column.
- The names of first main headings (Heading 1) must be in Roman font, capital letters, and font size of 10.
- The names of second main headings (Heading 2) must not include numbers and must be in italics with a font size of 10.

Structure and Format of Manuscript

The recommended size of an original research paper is under 15,000 words and review papers under 7,000 words. Research articles should be less than 10,000 words. Research papers are usually longer than review papers. Review papers are reports of significant research (typically less than 7,000 words, including tables, figures, and references)

A research paper must include:

a) A title which should be relevant to the theme of the paper.
b) A summary, known as an abstract (less than 150 words), containing the major results and conclusions.
c) Up to 10 keywords that precisely identify the paper's subject, purpose, and focus.
d) An introduction, giving fundamental background objectives.
e) Resources and techniques with sufficient complete experimental details (wherever possible by reference) to permit repetition, sources of information must be given, and numerical methods must be specified by reference.
f) Results which should be presented concisely by well-designed tables and figures.
g) Suitable statistical data should also be given.
h) All data must have been gathered with attention to numerical detail in the planning stage.

Design has been recognized to be essential to experiments for a considerable time, and the editor has decided that any paper that appears not to have adequate numerical treatments of the data will be returned unrefereed.

i) Discussion should cover implications and consequences and not just recapitulate the results; conclusions should also be summarized.
j) There should be brief acknowledgments.
k) There ought to be references in the conventional format. Global Journals recommends APA format.

Authors should carefully consider the preparation of papers to ensure that they communicate effectively. Papers are much more likely to be accepted if they are carefully designed and laid out, contain few or no errors, are summarizing, and follow instructions. They will also be published with much fewer delays than those that require much technical and editorial correction.

The Editorial Board reserves the right to make literary corrections and suggestions to improve brevity.



Format Structure

It is necessary that authors take care in submitting a manuscript that is written in simple language and adheres to published guidelines.

All manuscripts submitted to Global Journals should include:

Title

The title page must carry an informative title that reflects the content, a running title (less than 45 characters together with spaces), names of the authors and co-authors, and the place(s) where the work was carried out.

Author details

The full postal address of any related author(s) must be specified.

Abstract

The abstract is the foundation of the research paper. It should be clear and concise and must contain the objective of the paper and inferences drawn. It is advised to not include big mathematical equations or complicated jargon.

Many researchers searching for information online will use search engines such as Google, Yahoo or others. By optimizing your paper for search engines, you will amplify the chance of someone finding it. In turn, this will make it more likely to be viewed and cited in further works. Global Journals has compiled these guidelines to facilitate you to maximize the web-friendliness of the most public part of your paper.

Keywords

A major lynchpin of research work for the writing of research papers is the keyword search, which one will employ to find both library and internet resources. Up to eleven keywords or very brief phrases have to be given to help data retrieval, mining, and indexing.

One must be persistent and creative in using keywords. An effective keyword search requires a strategy: planning of a list of possible keywords and phrases to try.

Choice of the main keywords is the first tool of writing a research paper. Research paper writing is an art. Keyword search should be as strategic as possible.

One should start brainstorming lists of potential keywords before even beginning searching. Think about the most important concepts related to research work. Ask, “What words would a source have to include to be truly valuable in a research paper?” Then consider synonyms for the important words.

It may take the discovery of only one important paper to steer in the right keyword direction because, in most databases, the keywords under which a research paper is abstracted are listed with the paper.

Numerical Methods

Numerical methods used should be transparent and, where appropriate, supported by references.

Abbreviations

Authors must list all the abbreviations used in the paper at the end of the paper or in a separate table before using them.

Formulas and equations

Authors are advised to submit any mathematical equation using either MathJax, KaTeX, or LaTeX, or in a very high-quality image.

Tables, Figures, and Figure Legends

Tables: Tables should be cautiously designed, uncrowned, and include only essential data. Each must have an Arabic number, e.g., Table 4, a self-explanatory caption, and be on a separate sheet. Authors must submit tables in an editable format and not as images. References to these tables (if any) must be mentioned accurately.

Figures

Figures are supposed to be submitted as separate files. Always include a citation in the text for each figure using Arabic numbers, e.g., Fig. 4. Artwork must be submitted online in vector electronic form or by emailing it.

Preparation of Eletronic Figures for Publication

Although low-quality images are sufficient for review purposes, print publication requires high-quality images to prevent the final product being blurred or fuzzy. Submit (possibly by e-mail) EPS (line art) or TIFF (halftone/ photographs) files only. MS PowerPoint and Word Graphics are unsuitable for printed pictures. Avoid using pixel-oriented software. Scans (TIFF only) should have a resolution of at least 350 dpi (halftone) or 700 to 1100 dpi (line drawings). Please give the data for figures in black and white or submit a Color Work Agreement form. EPS files must be saved with fonts embedded (and with a TIFF preview, if possible).

For scanned images, the scanning resolution at final image size ought to be as follows to ensure good reproduction: line art: >650 dpi; halftones (including gel photographs): >350 dpi; figures containing both halftone and line images: >650 dpi.

Color charges: Authors are advised to pay the full cost for the reproduction of their color artwork. Hence, please note that if there is color artwork in your manuscript when it is accepted for publication, we would require you to complete and return a Color Work Agreement form before your paper can be published. Also, you can email your editor to remove the color fee after acceptance of the paper.

Tips for writing a good quality Social Science Research Paper

Techniques for writing a good quality homan social science research paper:

1. Choosing the topic: In most cases, the topic is selected by the interests of the author, but it can also be suggested by the guides. You can have several topics, and then judge which you are most comfortable with. This may be done by asking several questions of yourself, like "Will I be able to carry out a search in this area? Will I find all necessary resources to accomplish the search? Will I be able to find all information in this field area?" If the answer to this type of question is "yes," then you ought to choose that topic. In most cases, you may have to conduct surveys and visit several places. Also, you might have to do a lot of work to find all the rises and falls of the various data on that subject. Sometimes, detailed information plays a vital role, instead of short information. Evaluators are human: The first thing to remember is that evaluators are also human beings. They are not only meant for rejecting a paper. They are here to evaluate your paper. So present your best aspect.

2. Think like evaluators: If you are in confusion or getting demotivated because your paper may not be accepted by the evaluators, then think, and try to evaluate your paper like an evaluator. Try to understand what an evaluator wants in your research paper, and you will automatically have your answer. Make blueprints of paper: The outline is the plan or framework that will help you to arrange your thoughts. It will make your paper logical. But remember that all points of your outline must be related to the topic you have chosen.

3. Ask your guides: If you are having any difficulty with your research, then do not hesitate to share your difficulty with your guide (if you have one). They will surely help you out and resolve your doubts. If you can't clarify what exactly you require for your work, then ask your supervisor to help you with an alternative. He or she might also provide you with a list of essential readings.

4. Use of computer is recommended: As you are doing research in the field of homan social science then this point is quite obvious. Use right software: Always use good quality software packages. If you are not capable of judging good software, then you can lose the quality of your paper unknowingly. There are various programs available to help you which you can get through the internet.

5. Use the internet for help: An excellent start for your paper is using Google. It is a wondrous search engine, where you can have your doubts resolved. You may also read some answers for the frequent question of how to write your research paper or find a model research paper. You can download books from the internet. If you have all the required books, place importance on reading, selecting, and analyzing the specified information. Then sketch out your research paper. Use big pictures: You may use encyclopedias like Wikipedia to get pictures with the best resolution. At Global Journals, you should strictly follow here.



© Copyright by Global Journals | Guidelines Handbook

6. Bookmarks are useful: When you read any book or magazine, you generally use bookmarks, right? It is a good habit which helps to not lose your continuity. You should always use bookmarks while searching on the internet also, which will make your search easier.

7. Revise what you wrote: When you write anything, always read it, summarize it, and then finalize it.

8. Make every effort: Make every effort to mention what you are going to write in your paper. That means always have a good start. Try to mention everything in the introduction—what is the need for a particular research paper. Polish your work with good writing skills and always give an evaluator what he wants. Make backups: When you are going to do any important thing like making a research paper, you should always have backup copies of it either on your computer or on paper. This protects you from losing any portion of your important data.

9. Produce good diagrams of your own: Always try to include good charts or diagrams in your paper to improve quality. Using several unnecessary diagrams will degrade the quality of your paper by creating a hodgepodge. So always try to include diagrams which were made by you to improve the readability of your paper. Use of direct quotes: When you do research relevant to literature, history, or current affairs, then use of quotes becomes essential, but if the study is relevant to science, use of quotes is not preferable.

10. Use proper verb tense: Use proper verb tenses in your paper. Use past tense to present those events that have happened. Use present tense to indicate events that are going on. Use future tense to indicate events that will happen in the future. Use of wrong tenses will confuse the evaluator. Avoid sentences that are incomplete.

11. Pick a good study spot: Always try to pick a spot for your research which is quiet. Not every spot is good for studying.

12. Know what you know: Always try to know what you know by making objectives, otherwise you will be confused and unable to achieve your target.

13. Use good grammar: Always use good grammar and words that will have a positive impact on the evaluator; use of good vocabulary does not mean using tough words which the evaluator has to find in a dictionary. Do not fragment sentences. Eliminate one-word sentences. Do not ever use a big word when a smaller one would suffice.

Verbs have to be in agreement with their subjects. In a research paper, do not start sentences with conjunctions or finish them with prepositions. When writing formally, it is advisable to never split an infinitive because someone will (wrongly) complain. Avoid clichés like a disease. Always shun irritating alliteration. Use language which is simple and straightforward. Put together a neat summary.

14. Arrangement of information: Each section of the main body should start with an opening sentence, and there should be a changeover at the end of the section. Give only valid and powerful arguments for your topic. You may also maintain your arguments with records.

15. Never start at the last minute: Always allow enough time for research work. Leaving everything to the last minute will degrade your paper and spoil your work.

16. Multitasking in research is not good: Doing several things at the same time is a bad habit in the case of research activity. Research is an area where everything has a particular time slot. Divide your research work into parts, and do a particular part in a particular time slot.

17. Never copy others' work: Never copy others' work and give it your name because if the evaluator has seen it anywhere, you will be in trouble. Take proper rest and food: No matter how many hours you spend on your research activity, if you are not taking care of your health, then all your efforts will have been in vain. For quality research, take proper rest and food.

18. Go to seminars: Attend seminars if the topic is relevant to your research area. Utilize all your resources.
Refresh your mind after intervals: Try to give your mind a rest by listening to soft music or sleeping in intervals. This will also improve your memory. Acquire colleagues: Always try to acquire colleagues. No matter how sharp you are, if you acquire colleagues, they can give you ideas which will be helpful to your research.

19. Think technically: Always think technically. If anything happens, search for its reasons, benefits, and demerits. Think and then print: When you go to print your paper, check that tables are not split, headings are not detached from their descriptions, and page sequence is maintained.

20. Adding unnecessary information: Do not add unnecessary information like "I have used MS Excel to draw graphs." Irrelevant and inappropriate material is superfluous. Foreign terminology and phrases are not apropos. One should never take a broad view. Analogy is like feathers on a snake. Use words properly, regardless of how others use them. Remove quotations. Puns are for kids, not grunt readers. Never oversimplify: When adding material to your research paper, never go for oversimplification; this will definitely irritate the evaluator. Be specific. Never use rhythmic redundancies. Contractions shouldn't be used in a research paper. Comparisons are as terrible as clichés. Give up ampersands, abbreviations, and so on. Remove commas that are not necessary. Parenthetical words should be between brackets or commas. Understatement is always the best way to put forward earth-shaking thoughts. Give a detailed literary review.

21. Report concluded results: Use concluded results. From raw data, filter the results, and then conclude your studies based on measurements and observations taken. An appropriate number of decimal places should be used. Parenthetical remarks are prohibited here. Proofread carefully at the final stage. At the end, give an outline to your arguments. Spot perspectives of further study of the subject. Justify your conclusion at the bottom sufficiently, which will probably include examples.

22. Upon conclusion: Once you have concluded your research, the next most important step is to present your findings. Presentation is extremely important as it is the definite medium though which your research is going to be in print for the rest of the crowd. Care should be taken to categorize your thoughts well and present them in a logical and neat manner. A good quality research paper format is essential because it serves to highlight your research paper and bring to light all necessary aspects of your research.

.

Informal Guidelines of Research Paper Writing

Key points to remember:

- Submit all work in its final form.
- Write your paper in the form which is presented in the guidelines using the template.
- Please note the criteria peer reviewers will use for grading the final paper.

Final points:

One purpose of organizing a research paper is to let people interpret your efforts selectively. The journal requires the following sections, submitted in the order listed, with each section starting on a new page:

The introduction: This will be compiled from reference matter and reflect the design processes or outline of basis that directed you to make a study. As you carry out the process of study, the method and process section will be constructed like that. The results segment will show related statistics in nearly sequential order and direct reviewers to similar intellectual paths throughout the data that you gathered to carry out your study.

The discussion section:

This will provide understanding of the data and projections as to the implications of the results. The use of good quality references throughout the paper will give the effort trustworthiness by representing an alertness to prior workings.

Writing a research paper is not an easy job, no matter how trouble-free the actual research or concept. Practice, excellent preparation, and controlled record-keeping are the only means to make straightforward progression.

General style:

Specific editorial column necessities for compliance of a manuscript will always take over from directions in these general guidelines.

To make a paper clear: Adhere to recommended page limits.



© Copyright by Global Journals | Guidelines Handbook

Mistakes to avoid:

- Insertion of a title at the foot of a page with subsequent text on the next page.
- Separating a table, chart, or figure—confine each to a single page.
- Submitting a manuscript with pages out of sequence.
- In every section of your document, use standard writing style, including articles ("a" and "the").
- Keep paying attention to the topic of the paper.
- Use paragraphs to split each significant point (excluding the abstract).
- Align the primary line of each section.
- Present your points in sound order.
- Use present tense to report well-accepted matters.
- Use past tense to describe specific results.
- Do not use familiar wording; don't address the reviewer directly. Don't use slang or superlatives.
- Avoid use of extra pictures—include only those figures essential to presenting results.

Title page:

Choose a revealing title. It should be short and include the name(s) and address(es) of all authors. It should not have acronyms or abbreviations or exceed two printed lines.

Abstract: This summary should be two hundred words or less. It should clearly and briefly explain the key findings reported in the manuscript and must have precise statistics. It should not have acronyms or abbreviations. It should be logical in itself. Do not cite references at this point.

An abstract is a brief, distinct paragraph summary of finished work or work in development. In a minute or less, a reviewer can be taught the foundation behind the study, common approaches to the problem, relevant results, and significant conclusions or new questions.

Write your summary when your paper is completed because how can you write the summary of anything which is not yet written? Wealth of terminology is very essential in abstract. Use comprehensive sentences, and do not sacrifice readability for brevity; you can maintain it succinctly by phrasing sentences so that they provide more than a lone rationale. The author can at this moment go straight to shortening the outcome. Sum up the study with the subsequent elements in any summary. Try to limit the initial two items to no more than one line each.

Reason for writing the article—theory, overall issue, purpose.

- Fundamental goal.
- To-the-point depiction of the research.
- Consequences, including definite statistics—if the consequences are quantitative in nature, account for this; results of any numerical analysis should be reported. Significant conclusions or questions that emerge from the research.

Approach:

- Single section and succinct.
- An outline of the job done is always written in past tense.
- Concentrate on shortening results—limit background information to a verdict or two.
- Exact spelling, clarity of sentences and phrases, and appropriate reporting of quantities (proper units, important statistics) are just as significant in an abstract as they are anywhere else.

Introduction:

The introduction should "introduce" the manuscript. The reviewer should be presented with sufficient background information to be capable of comprehending and calculating the purpose of your study without having to refer to other works. The basis for the study should be offered. Give the most important references, but avoid making a comprehensive appraisal of the topic. Describe the problem visibly. If the problem is not acknowledged in a logical, reasonable way, the reviewer will give no attention to your results. Speak in common terms about techniques used to explain the problem, if needed, but do not present any particulars about the protocols here.

The following approach can create a valuable beginning:

- Explain the value (significance) of the study.
- Defend the model—why did you employ this particular system or method? What is its compensation? Remark upon its appropriateness from an abstract point of view as well as pointing out sensible reasons for using it.
- Present a justification. State your particular theory(-ies) or aim(s), and describe the logic that led you to choose them.
- Briefly explain the study's tentative purpose and how it meets the declared objectives.

Approach:

Use past tense except for when referring to recognized facts. After all, the manuscript will be submitted after the entire job is done. Sort out your thoughts; manufacture one key point for every section. If you make the four points listed above, you will need at least four paragraphs. Present surrounding information only when it is necessary to support a situation. The reviewer does not desire to read everything you know about a topic. Shape the theory specifically—do not take a broad view.

As always, give awareness to spelling, simplicity, and correctness of sentences and phrases.

Procedures (methods and materials):

This part is supposed to be the easiest to carve if you have good skills. A soundly written procedures segment allows a capable scientist to replicate your results. Present precise information about your supplies. The suppliers and clarity of reagents can be helpful bits of information. Present methods in sequential order, but linked methodologies can be grouped as a segment. Be concise when relating the protocols. Attempt to give the least amount of information that would permit another capable scientist to replicate your outcome, but be cautious that vital information is integrated. The use of subheadings is suggested and ought to be synchronized with the results section.

When a technique is used that has been well-described in another section, mention the specific item describing the way, but draw the basic principle while stating the situation. The purpose is to show all particular resources and broad procedures so that another person may use some or all of the methods in one more study or referee the scientific value of your work. It is not to be a step-by-step report of the whole thing you did, nor is a methods section a set of orders.

Materials:

Materials may be reported in part of a section or else they may be recognized along with your measures.

Methods:

- Report the method and not the particulars of each process that engaged the same methodology.
- Describe the method entirely.
- To be succinct, present methods under headings dedicated to specific dealings or groups of measures.
- Simplify—detail how procedures were completed, not how they were performed on a particular day.
- If well-known procedures were used, account for the procedure by name, possibly with a reference, and that's all.

Approach:

It is embarrassing to use vigorous voice when documenting methods without using first person, which would focus the reviewer's interest on the researcher rather than the job. As a result, when writing up the methods, most authors use third person passive voice.

Use standard style in this and every other part of the paper—avoid familiar lists, and use full sentences.

What to keep away from:

- Resources and methods are not a set of information.
- Skip all descriptive information and surroundings—save it for the argument.
- Leave out information that is immaterial to a third party.



© Copyright by Global Journals | Guidelines Handbook

Results:

The principle of a results segment is to present and demonstrate your conclusion. Create this part as entirely objective details of the outcome, and save all understanding for the discussion.

The page length of this segment is set by the sum and types of data to be reported. Use statistics and tables, if suitable, to present consequences most efficiently.

You must clearly differentiate material which would usually be incorporated in a study editorial from any unprocessed data or additional appendix matter that would not be available. In fact, such matters should not be submitted at all except if requested by the instructor.

Content:

- Sum up your conclusions in text and demonstrate them, if suitable, with figures and tables.
- In the manuscript, explain each of your consequences, and point the reader to remarks that are most appropriate.
- Present a background, such as by describing the question that was addressed by creation of an exacting study.
- Explain results of control experiments and give remarks that are not accessible in a prescribed figure or table, if appropriate.
- Examine your data, then prepare the analyzed (transformed) data in the form of a figure (graph), table, or manuscript.

What to stay away from:

- Do not discuss or infer your outcome, report surrounding information, or try to explain anything.
- Do not include raw data or intermediate calculations in a research manuscript.
- Do not present similar data more than once.
- A manuscript should complement any figures or tables, not duplicate information.
- Never confuse figures with tables—there is a difference.

Approach:

As always, use past tense when you submit your results, and put the whole thing in a reasonable order.

Put figures and tables, appropriately numbered, in order at the end of the report.

If you desire, you may place your figures and tables properly within the text of your results section.

Figures and tables:

If you put figures and tables at the end of some details, make certain that they are visibly distinguished from any attached appendix materials, such as raw facts. Whatever the position, each table must be titled, numbered one after the other, and include a heading. All figures and tables must be divided from the text.

Discussion:

The discussion is expected to be the trickiest segment to write. A lot of papers submitted to the journal are discarded based on problems with the discussion. There is no rule for how long an argument should be.

Position your understanding of the outcome visibly to lead the reviewer through your conclusions, and then finish the paper with a summing up of the implications of the study. The purpose here is to offer an understanding of your results and support all of your conclusions, using facts from your research and generally accepted information, if suitable. The implication of results should be fully described.

Infer your data in the conversation in suitable depth. This means that when you clarify an observable fact, you must explain mechanisms that may account for the observation. If your results vary from your prospect, make clear why that may have happened. If your results agree, then explain the theory that the proof supported. It is never suitable to just state that the data approved the prospect, and let it drop at that. Make a decision as to whether each premise is supported or discarded or if you cannot make a conclusion with assurance. Do not just dismiss a study or part of a study as "uncertain."

Research papers are not acknowledged if the work is imperfect. Draw what conclusions you can based upon the results that you have, and take care of the study as a finished work.

- You may propose future guidelines, such as how an experiment might be personalized to accomplish a new idea.
- Give details of all of your remarks as much as possible, focusing on mechanisms.
- Make a decision as to whether the tentative design sufficiently addressed the theory and whether or not it was correctly restricted. Try to present substitute explanations if they are sensible alternatives.
- One piece of research will not counter an overall question, so maintain the large picture in mind. Where do you go next? The best studies unlock new avenues of study. What questions remain?
- Recommendations for detailed papers will offer supplementary suggestions.

Approach:

When you refer to information, differentiate data generated by your own studies from other available information. Present work done by specific persons (including you) in past tense.

Describe generally acknowledged facts and main beliefs in present tense.

The Administration Rules

Administration Rules to Be Strictly Followed before Submitting Your Research Paper to Global Journals Inc.

Please read the following rules and regulations carefully before submitting your research paper to Global Journals Inc. to avoid rejection.

Segment draft and final research paper: You have to strictly follow the template of a research paper, failing which your paper may get rejected. You are expected to write each part of the paper wholly on your own. The peer reviewers need to identify your own perspective of the concepts in your own terms. Please do not extract straight from any other source, and do not rephrase someone else's analysis. Do not allow anyone else to proofread your manuscript.

Written material: You may discuss this with your guides and key sources. Do not copy anyone else's paper, even if this is only imitation, otherwise it will be rejected on the grounds of plagiarism, which is illegal. Various methods to avoid plagiarism are strictly applied by us to every paper, and, if found guilty, you may be blacklisted, which could affect your career adversely. To guard yourself and others from possible illegal use, please do not permit anyone to use or even read your paper and file.

Criterion for Grading a Research Paper (Compilation) by Global Journals

Please note that following table is only a Grading of "Paper Compilation" and not on "Performed/Stated Research" whose grading solely depends on Individual Assigned Peer Reviewer and Editorial Board Member. These can be available only on request and after decision of Paper. This report will be the property of Global Journals

Topics	Grades		
	A-B	**C-D**	**E-F**
Abstract	Clear and concise with appropriate content, Correct format. 200 words or below	Unclear summary and no specific data, Incorrect form Above 200 words	No specific data with ambiguous information Above 250 words
Introduction	Containing all background details with clear goal and appropriate details, flow specification, no grammar and spelling mistake, well organized sentence and paragraph, reference cited	Unclear and confusing data, appropriate format, grammar and spelling errors with unorganized matter	Out of place depth and content, hazy format
Methods and Procedures	Clear and to the point with well arranged paragraph, precision and accuracy of facts and figures, well organized subheads	Difficult to comprehend with embarrassed text, too much explanation but completed	Incorrect and unorganized structure with hazy meaning
Result	Well organized, Clear and specific, Correct units with precision, correct data, well structuring of paragraph, no grammar and spelling mistake	Complete and embarrassed text, difficult to comprehend	Irregular format with wrong facts and figures
Discussion	Well organized, meaningful specification, sound conclusion, logical and concise explanation, highly structured paragraph reference cited	Wordy, unclear conclusion, spurious	Conclusion is not cited, unorganized, difficult to comprehend
References	Complete and correct format, well organized	Beside the point, Incomplete	Wrong format and structuring

INDEX

A

Amateurs · 17
Assailants · 2

D

Debarred ·33
Defamiliarising · 33
Demolished 31

E

Evangelists · 18

G

Grievous · 2

M

Malmquist · 7, 8, 11, 13, 14
Morbidities · 13

O

Orthodox ·33
Osteoporosis · 13

P

Perpetrator · 1, 3
Pornographic · 4

R

Resurrection · 19

S

Saussure's ·31, 32
Scrutinize · 18
Structuralism · 30, 31 32, 34

U

Unconcealment ·31
Unitdceed · 1



save our planet



Global Journal of Human Social Science

Visit us on the Web at www.GlobalJournals.org | www.SocialScienceResearch.org
or email us at helpdesk@globaljournals.org



ISSN 975587

© Global Journals